

United States Department of the Interior  
National Park Service

National Register of Historic Places  
Continuation Sheet

Section number \_\_\_\_\_ Page \_\_\_\_\_

SUPPLEMENTARY LISTING RECORD

NRIS Reference Number: 87000459

Date Listed: 8/21/87

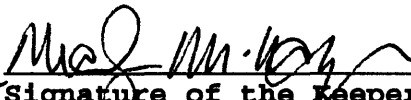
West End Historic District  
Property Name

Lauderdale  
County

MISSISSIPPI  
State

Meridian MRA  
Multiple Name

-----  
This property is listed in the National Register of Historic Places in accordance with the attached nomination documentation subject to the following exceptions, exclusions, or amendments, notwithstanding the National Park Service certification included in the nomination documentation.

  
for Signature of the Keeper

5/5/97  
Date of Action

=====  
Amended Items in Nomination:

This nomination is amended to change the following properties from non-contributing to contributing status:

510 33rd Avenue--the siding has been replaced and the porch enclosed, but these changes are not sufficient to destroy its ability to contribute to the significance of the district. Its classification as "marginally" contributing in the original nomination was probably made by mistake; the original survey form said that it was contributing.

601 34th Avenue--major alterations to the porch have compromised the integrity of this house, but the changes were undoubtedly made during the period of significance for the district. Other houses with the same level of alteration were classified as contributing in the original nomination.

-----  
DISTRIBUTION:

- National Register property file
- Nominating Authority (without nomination attachment)

United States Department of the Interior  
National Park Service

National Register of Historic Places  
Inventory—Nomination Form

For NPS use only

received FEB 9 1987  
date entered AUG 21 1987

See instructions in *How to Complete National Register Forms*  
Type all entries—complete applicable sections

1. Name

historic N.A.

and or common THE WEST END HISTORIC DISTRICT

2. Location

Roughly bounded by 7th St., 28th Ave., Shearer's Branch  
street & number and 5th Street (See district map) N.A. not for publication

city, town Meridian N.A. vicinity of

state Mississippi code 28 county Lauderdale code 75

3. Classification

Category	Ownership	Status	Present Use
<input checked="" type="checkbox"/> district	<input type="checkbox"/> public	<input checked="" type="checkbox"/> occupied	<input type="checkbox"/> agriculture
<input type="checkbox"/> building(s)	<input type="checkbox"/> private	<input checked="" type="checkbox"/> unoccupied	<input checked="" type="checkbox"/> commercial
<input type="checkbox"/> structure	<input checked="" type="checkbox"/> both	<input checked="" type="checkbox"/> work in progress	<input checked="" type="checkbox"/> educational
<input type="checkbox"/> site	<b>Public Acquisition</b>	<b>Accessible</b>	<input type="checkbox"/> entertainment
<input type="checkbox"/> object	<u>N.A.</u> in process	<input type="checkbox"/> yes: restricted	<input type="checkbox"/> government
	<input type="checkbox"/> being considered	<input checked="" type="checkbox"/> yes: unrestricted	<input type="checkbox"/> industrial
		<input type="checkbox"/> no	<input type="checkbox"/> military
			<input type="checkbox"/> museum
			<input type="checkbox"/> park
			<input checked="" type="checkbox"/> private residence
			<input checked="" type="checkbox"/> religious
			<input type="checkbox"/> scientific
			<input type="checkbox"/> transportation
			<input type="checkbox"/> other:

4. Owner of Property

name Multiple Owners

street & number

city, town \_\_\_\_\_ vicinity of \_\_\_\_\_ state \_\_\_\_\_

5. Location of Legal Description

courthouse, registry of deeds, etc. Lauderdale County Courthouse/Office of the Chancery Clerk

street & number 500 21st Avenue

city, town Meridian state Mississippi 39301

6. Representation in Existing Surveys

title Statewide Survey of Historic Sites has this property been determined eligible?  yes  no

date July 1985 - July 1986  federal  state  county  local

depository for survey records Mississippi Department of Archives and History

city, town Jackson state Mississippi 39205

# 7. Description

<b>Condition</b>		<b>Check one</b>	<b>Check one</b>
<input checked="" type="checkbox"/> excellent	<input checked="" type="checkbox"/> deteriorated	<input checked="" type="checkbox"/> unaltered	<input checked="" type="checkbox"/> original site
<input checked="" type="checkbox"/> good	<input type="checkbox"/> ruins	<input checked="" type="checkbox"/> altered	<input type="checkbox"/> moved date <u>    N.A.    </u>
<input checked="" type="checkbox"/> fair	<input type="checkbox"/> unexposed		

**Describe the present and original (if known) physical appearance**

The West End Historic District is roughly bounded by 7th Street on the north, 28th Avenue on the east, the railroad tracks on the south, and Shearer's Branch on the west. The actual boundaries, illustrated on the district map, are designed to include as many buildings as possible that are in sound condition and which contribute to the historic character. 8th Street, which had many large residences, has in large part been eliminated from the district because of replacement with recent commercial structures. The area east of 28th Avenue is part of the earliest development in the city (Ball Survey), but has almost completely lost all of its historic character except St. Patrick's Catholic Church (see 1979 MRA). All of this area has been eliminated from the district except Municipal Square 32, which contains one of the oldest residences in the city (2721 7th Street). The railroad tracks form a natural southern boundary; however, the structures closest to the tracks have been seriously altered or ruined and have been eliminated. The same condition exists along Shearer's Branch.

The neighborhood terrain is gently rolling, with few street trees. The street pattern is a grid, with north-south roads being "avenues" and east-west "streets". The size of the squares changes at 31st Avenue as a result of the merger of two land subdivisions. Many of the streets do not align at this line, while those which do were aligned at the turn of the century.

The district is a medium-dense residential neighborhood of detached single family one story residences with modest setbacks. There are a few two story residences (30), many concentrated near the corner of Harris Street and 29th Avenue. Commercial buildings are few (9), representing 5% of the structures, and the uses are varied (air conditioning contractors, furniture company, warehouses, bar, radio station, locksmith, "salon-country store"). Some are adaptive reuse of historic residences. Institutional establishments number only two (1%)--the Kate Griffin Junior High School and the Church of Christ.

The typical residence (60%) is a turn of the century cottage with a projecting bay abutting a porch, which is often remodeled in the Craftsman style, and a steep picturesque roof line. Many residences have been altered by the addition of non-historic siding. Most have been poorly maintained due to the economic status of the neighborhood, which is primarily low income.

Two of the oldest residences in Meridian are in this district--2721 7th Street (Element 150) and 2907 7th Street (Element 162). The oldest residences are Greek Revival and Italianate, representing 8% of the structures. The Queen Anne style and its subcategory, Eastlake, represent 40% of the residences. The Colonial Revival, in all its variations, which evolved from the Queen Anne, represents 17% of the structures. California and Craftsman styled bungalows represent 18% of the housing stock, and the remaining 17% is composed of such various styles as the Renaissance Revival, Tudor, Decorative Brick and Vernacular Gothic, as well as non-historic styles.

Of the 188 buildings in the district, 2% (3 buildings) are pivotal; 68% (132) are contributing; 10% (19) are non-historic; 18% (34) are altered.

	<u>buildings</u>	<u>sites</u>	<u>structures</u>	<u>objects</u>	<u>total</u>
Contributing Elements:	135	0	0	0	135
Non-Contributing Elements:	53	0	0	0	<u>53</u>
					188

United States Department of the Interior  
National Park ServiceNational Register of Historic Places  
Inventory—Nomination Form

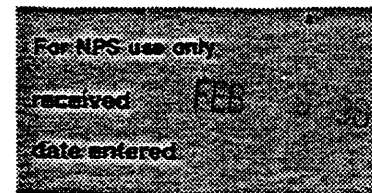
WEST END HISTORIC DISTRICT

Continuation sheet

MERIDIAN, MISSISSIPPI

Item number 7

Page 1



The inventory of buildings included in the West End Historic District is arranged alphabetically according to street, with buildings cited by element numbers and by street address in ascending numerical order. Photograph references are made parenthetically at the end of the descriptive text if a photograph of the building is included with the nomination. Elements are evaluated individually according to the following rating system:

- P Pivotal** buildings qualify for listing in the National Register of Historic Places by reason of individual and/or historical significance.
- C Contributing** buildings are essential to the district's sense of place, and sustain the architectural and historical significance of the district.
- M Marginal** buildings do not presently contribute to the architectural significance of the district, but by their scale, material or setting do not overly compromise the integrity of the district. Marginal buildings include those historical buildings which have been remodeled to such a degree that their architectural character has been severely compromised. Restoration of original features could cause these buildings to become contributing. Marginal buildings also include deteriorated buildings that contribute to the district, but whose condition is so deteriorated that their future is uncertain.
- NC Non-contributing** buildings do not contribute to the historical character of the district, but because they are compatible to the contributing historic buildings in scale, mass, materials and setting, they do not detract from the visual cohesiveness of the district. Non-contributing buildings include those residences which were constructed after the Depression and are compatible in scale, mass, material and setting, if not in detail.
- I Intrusive** buildings by their scale, materials, condition or setting severely disrupt the cohesion of the historic environment.

Dating of elements within the district is based on Sanborn Insurance Maps, on tax cards in the City of Meridian Assessor's Office, City Directories, and architectural style.

**DAVIS STREET**

1. **NC 2914:** One story, south-facing, irregularly massed frame cottage with asbestos siding. Intersecting gable roof with front gable incorporating porch with wrought iron columns. Typical windows are 6/6 double hung, and front door has large single light. Eclectic. 1945.

--continued

United States Department of the Interior  
National Park Service

National Register of Historic Places  
Inventory—Nomination Form

WEST END HISTORIC DISTRICT

Continuation sheet


MERIDIAN, MISSISSIPPI

Item number

7

Page

2



Davis Street (cont'd.)

2. M **2916:** One story, south-facing, irregularly massed frame cottage with asbestos siding, severely altered. Hip roof with front gable over projecting bay with porch gable end over entry axis. Porch shed roof attached with replacement brick columns and rail. Typical windows are 1/1 double hung, and front door has single light transom and single light with replacement flush cove sash. Note one chimney and additional second door in place or porch window. Colonial Revival. ca. 1904.
3. C **3012:** One story, south-facing, irregularly massed frame cottage with asbestos siding; severely altered. Hip roof with two front gables and shed roof over altered porch with brick columns and rail which has been screened in. Note projecting bay at east gable. Typical windows are 1/1 double hung, and front door has replacement flush cove sash. Queen Anne/Colonial Revival. ca. 1911.
4. C **3016:** Two story, south-facing, irregularly massed frame residence with asbestos siding. Hip roof with front gable over projecting bay and west cross gable. Second floor porch with shed roof and altered rail with square columns; first floor porch with square columns on wood base. Typical windows are 1/1 double hung. First floor front door severely altered, and original second floor porch door has decorative beading. Queen Anne. ca. 1900.
5. C **3111:** One story, north-facing, complexly massed frame cottage with asbestos siding. Pyramid roof with west and front gables over projecting bays. Porch shed roof attached; altered with square fluted columns, no rail. Front bay has clipped corners and decorative shingles with semi-circular window in gable ends. Typical windows are 2/2 double hung, and front door has single 1/1 double hung side light, single light transom and oval light sash with two panels and applied ornament. Colonial Revival. ca. 1911.
6. M **3118:** One story, south-facing severely altered, irregularly massed frame cottage with asphalt brick siding. Hip roof with front gable. Porch partially enclosed with remaining porch with brick columns and rail. One chimney. Typical windows are 9/9 double hung. Note aluminum awning. Altered. ca. 1911.
7. C **3121:** One story, west-facing simply massed frame cottage with wood siding. One of four in row on street. Gable roof with two chimneys and front gable end over projecting bay with triangular head window. Porch has original Carpenter Gothic columns and altered railing. Front windows extend to porch floor and are 4/4 double hung; all others are 4/4 double hung. Front door has oval glass over two panels and two lights over panel side lights and single light transom. Carpenter Victorian. ca. 1890.

--continued


United States Department of the Interior  
National Park Service

National Register of Historic Places  
Inventory—Nomination Form

WEST END HISTORIC DISTRICT

Continuation sheet MERIDIAN, MISSISSIPPI Item number 7

Page 3



Davis Street (cont'd.)


8. C **3300:** One story, complexly massed frame cottage, facing south. Asbestos siding; very altered. Hip roof with front and side gables with pattern shingles in gable ends. Front projecting bay has clipped corners. Porch has shed roof and replacement brick columns and rail. Typical windows are 4/4 double hung, and front door has single light transom with large single light over two-panel sash. Queen Anne. ca. 1895.
9. C **3302:** One story, irregularly massed frame cottage facing south, with asbestos siding. Hip roof with two front gables and two stucco chimneys. Porch has shed roof, cast iron oak leaf columns and metal pickets. Typical windows are 4/4 double hung, and front door has flush core sash with three vertical lights on diagonal. Note front awning over walk and wheelchair ramp. Colonial Revival. ca. 1899.
10. NC **3303:** Two story, simply massed frame apartment building with brick veneer on first floor and diagonal wood veneer on second, facing north. Gable roof; note wood awnings over front door. Typical windows are 6/6 double hung aluminum sash, and front doors have 6-panel reproduction sash. Modern. 1981.
11. C **3305:** Two story, irregularly massed frame residence with replacement asbestos siding, facing north. Hip roof with front gable over projecting bay with clipped corners and wood shingles in gable ends. Porch has apron over first floor with turned columns and rail, and second floor porch is enclosed. Typical windows are 1/1 double hung, and front door has single light transom and sash is obscured by screen. Queen Anne. ca. 1900. (Photo #1)
12. M **3316:** One and a half story, irregularly massed frame bungalow with asbestos siding, facing south. Severely altered. Hip roof with front dormer with pair of light sash. Porch integral with main roof with brick columns and rail and aluminum awning. Porch partially enclosed; rafter ends exposed. Typical windows are replacement aluminum sash, and front door has 12-light sash. Colonial Revival/Craftsman. ca. 1904.
13. M **3318:** One story, severely altered, simply massed frame cottage facing south. Hip roof with front gable and shed porch roof. Asbestos siding, and porch is remodeled in California style with brick columns and rail. Two chimneys. Windows are 2/2 double hung; front windows are full length with louvered blinds. Front door has 4-light side lights over panel; single light transom and replacement sash. Queen Anne. ca. 1900.

United States Department of the Interior  
National Park ServiceNational Register of Historic Places  
Inventory—Nomination Form

WEST END HISTORIC DISTRICT

Continuation sheet MERIDIAN, MISSISSIPPI Item number 7

Page 4



## Davis Street (cont'd.)

14. C **3319:** One story, complexly massed frame cottage with asbestos siding, facing north. Hip roof with front gable over projecting bay. Porch integral with main roof with tapestry brick columns and railing. Two chimneys. Typical windows are 1/1 double hung; note aluminum awning. Front door has single light transom with screen door obscuring door sash. Queen Anne. ca. 1913.
15. C **3321:** One story, simply massed frame bungalow with asbestos siding, facing north. Gable roof which extends over porch, which has asbestos clad columns and rail. Typical windows are 1/1 double hung, and front door has single light transom. Very altered. California Bungalow. ca. 1919.
16. M **3329:** Two story, simply massed, very altered frame residence with wood siding. Gable roof and added porch with second floor enclosure. Original porch missing underneath main mass of building. Typical windows are 4/4 double hung; note aluminum awnings. Front door is replacement in altered location. Altered. ca. 1900.
17. M **3330:** One story, complexly massed frame cottage with asphalt brick veneer, facing south. Pyramid roof with east and front gables over projecting bays. Porch wraps around east side with replacement cigar-shaped columns and wood railing. Two chimneys. Typical windows are 2/2 double hung, and front door has single light transom with oval glass sash with applied ornament. Colonial Revival. ca. 1909.
18. C **3331:** One story, simply massed frame cottage with asbestos siding, facing north. Gable roof with shed roof over porch which has tapered wood columns and solid wood rail. Typical windows are 4/1 double hung, and front doors have 3-light sash. One chimney. Colonial Revival/California Bungalow. ca. 1900.

## HARRIS STREET

19. C **2908:** Two story, complexly massed frame residence with asbestos siding and east and west side alterations, facing south. Gable roof with one chimney and front cross gable over projecting bay with clipped corners and decorative brackets, wood shingles, tripartite window and console supporting over-window. Porch has Doric columns on stucco bases. Side tripartite windows have diagonal boards beneath. Typical window sash is 1/1 double hung, and front door has single light sash over panel, single light transom and console-supporting over-door. Queen Anne. ca. 1897.

United States Department of the Interior  
National Park ServiceNational Register of Historic Places  
Inventory—Nomination Form


WEST END HISTORIC DISTRICT

Continuation sheet

MERIDIAN, MISSISSIPPI

Item number 7

Page 5



## Harris Street (cont'd.)

20. C **2911:** One story, simply massed frame bungalow with narrow wood siding, facing north. Hip roof with one chimney and hip over front projecting bay. Porch is integral with main roof with stucco columns and iron rail. Windows are typically 9/1 double hung. Front door has a 6-light transom over 3-panel sash. Craftsman. ca. 1933.
21. M **2914:** Two and a half story, complexly massed frame residence with wood siding, facing south. Hip roof with single chimney, large front gable, west gable and tall turret/tower. Porch apron has decorative shingle with Tuscan columns on brick railing; note two variant Ionic columns at entrance with altered base and cast iron oak clusters beneath apron. Gable and tower base have decorative wood shingles, and tower windows are 20-light casements. West wall has replacement brick veneer. Typical windows are 1/1 double hung and front door has single light transom and sash. Queen Anne. ca. 1890.
22. P **2920:** One story, very complexly massed frame cottage with wood siding, facing south, but on corner lot with 270° wraparound galleries. At corners and major axis, note gallery pediments with Doric columns, shingles and scroll work. Column bases are brick, as are steps. Note east end turret and turned wood balusters. Windows typically have diamond pattern glass with pedimented frame. Front door has diamond transom and diamond light sash. Rear has art glass window. Roof is shallow pyramid. Gallery was added in late 19th century. Italianate/Queen Anne. ca. 1887. (Photo #2)

## VALLEY STREET


23. M **2718:** Two story, simply massed frame residence with wood siding, facing south. Gable roof and porch roof extends as shed over second floor. Porch columns are battered wood on brick base and rail on first floor and wood apron on second. Note partial second floor porch enclosure. Typical windows are 1/1 double hung, and front doors have single light transom and aluminum sash obscuring door. Queen Anne. ca. 1898.
24. C **2800:** One story, irregularly massed frame bungalow with wood siding, facing south. Gable roof with cross gable and front gable ends with wood shingles and pair of Union Jack sash. Porch has round Doric columns in brick base and rail; note decorative rafter ends and knee braces. Typical windows are replacement 1/1 double hung aluminum sash, and front door has single light transom with paneled sash. California Bungalow. ca. 1917.

--continued

United States Department of the Interior  
National Park Service

National Register of Historic Places  
Inventory—Nomination Form

WEST END HISTORIC DISTRICT  
MERIDIAN, MISSISSIPPI



Continuation sheet

Item number

7

Page

6

Valley Street (cont'd.)

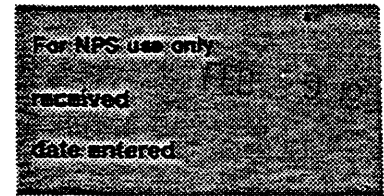
25. C **2806:** One story, simply massed frame bungalow with ship-lap siding, facing south. Gable roof with side gable ends and front gable projecting over porch. Gable ends have wood shingles and pair of multi-light sash. Porch has battered wood columns on brick base and rail; note remnant of round Doric pilaster against house and decorative rafter ends and knee braces. Typical windows are 1/1 double hung, and front door has 6-light Craftsman sash with single-light transom. Note additional front door. California Bungalow. ca. 1913.
26. NC **2820:** Demolished.
27. NC **2916:** One story, simply massed frame building with ship lap siding, facing south. Flat roof. Typical windows are 1/1 double hung aluminum sash with aluminum awnings. Front door has large single light over panel. None. ca. 1975.
28. C **3001-03:** One story, simply massed frame cottage with asbestos siding, facing north. Large gable roof with decorative shingles in gable end. Porch is attached shed roof with chamfered columns, turned baluster railing and lattice spandrel. Typical windows are 2/2 double hung, and front door has large light and single panel with decorative blocks, and single light transom. Queen Anne. ca. 1890.
29. C **3005-07:** One and a half story, irregularly massed frame cottage with ship lap siding, facing north. Pyramid roof with front gable with double hung window; two stucco chimneys. Porch has attached shed roof which wraps around east side; west side has lattice, and porch columns and rail are replacement stucco on brick. Typical windows are 4/4 double hung, and two front doors have large, single lights. Queen Anne. ca. 1895.
30. C **3011:** One story, simply massed frame cottage with asbestos siding, facing north; somewhat altered. Pyramid roof with decorative front gable end and shed porch roof. Porch has turned posts and railings. Two stucco chimneys. Windows are typically 2/2 double hung. Two front doors have single light transom; one door converted from window. Queen Anne. ca. 1900 (Photo #3)
31. C **3017:** One story, irregularly massed frame bungalow with wood siding, facing north. May have been an earlier cottage. Roof is gabled with typical bungalow front dormer and patterned woodwork in gable ends over shingles. Porch is attached with shed roof, replacement columns and rail. Typical windows are 6/6 double hung and front door has 2-light transom. This a remodeled older house. California Bungalow. ca. 1912/1896.

--continued

United States Department of the Interior  
National Park Service

National Register of Historic Places  
Inventory—Nomination Form

WEST END HISTORIC DISTRICT



Continuation sheet

MERIDIAN, MISSISSIPPI

Item number 7

Page 7

Valley Street (cont'd.)

32. C **3112:** One story, simply massed frame bungalow with wide ship lap siding, facing south. Gable roof with projecting front gable over porch. Porch has brick columns and rail. Note aluminum awnings and decorative rafter ends and knee braces. Typical windows are 6/1 double hung, and front door has flush sash with three small lights on diagonal stepping. California Bungalow. ca. 1927.
33. C **3113:** One story, irregularly massed frame cottage with wood siding, facing north. Pyramid roof with front gable over projecting bay. Porch has attached shed roof and square wood columns. Gable end has decorative wood shingles. One chimney. Typical windows are 1/1 double hung. Colonial Revival. ca. 1910.
34. M **3116-16-1/2:** One story, severely altered, irregularly massed frame cottage with asphalt siding, facing south. Hip roof with front gable over projecting bay. Porch enclosed with brick. Additional front door in gable end. Typical windows are 1/1 double hung aluminum sash. Door sash has large single light. Colonial Revival. ca. 1902.
35. C **3117:** One story, irregularly massed frame cottage with wood siding, facing north. Gable roof with front gable end over projecting bay with jigsaw work in gable end. Attached porch shed roof has Tuscan columns on plinths and no rail. Typical windows are 4/4 double hung, and front door has single light transom. Porch wraps around east side. Colonial Revival. ca. 1895.
36. C **3119:** One story, simply massed frame cottage with wood siding, facing north. Gable roof with gable ends over projecting west bay and cantilevered front. Shed porch roof with turned wood columns and rail. One chimney. Typical windows are 4/4 double hung. Front door has 2-light transom and large single light over pair of vertical panel sash. Note wood pattern and broken cornice in front gable end, and louvered blinds. Queen Anne. ca. 1895.
37. NC **3120-24:** Two story, simply massed, modern frame apartment building with stone veneer first floor and diagonal wood siding on second floor, facing south. Gable roof with projecting brick separating fire walls. Typical windows are 6/6 double hung aluminum sash, and front doors are 6-panel reproductions. Contemporary. 1978.
38. M **3121:** One story, irregularly massed frame cottage with asbestos siding, facing north. Gable roof with east gable end over projecting bay and front gable end over projecting bay, both with broken cornices. Porch roof altered with pediment and replacement round wood columns on brick base and rail. One chimney. Typical windows are 1/1 double hung with front pair having console supporting over-window. Front door obscured by screen sash. Queen Anne. ca. 1904.


--continued

United States Department of the Interior  
National Park ServiceNational Register of Historic Places  
Inventory—Nomination Form

WEST END HISTORIC DISTRICT

Continuation sheet MERIDIAN, MISSISSIPPI Item number 7

Page 8



## Valley Street (cont'd.)

39. M **3127:** One story, complexly massed and very altered cottage with asbestos siding. Gable roof has decorative front gable end with apron, a side gable over a projecting bay, and a small gable end with apron over the entrance. The porch has been removed and an enclosure added to the side and front. Typical windows are 2/2 double hung, and front door has replacement flush door. Queen Anne. ca. 1904.
40. C **3313:** One story, complexly massed frame cottage with asbestos siding, facing north. Hip roof with front and side gables over projecting bays and small gable end cantilevered over porch. Porch has shed roof with slender Tuscan columns and no rail. Front gable end has wood shingles and typical windows are 4/4 double hung. Front door has large single light over two vertical panels. Queen Anne. ca. 1898.
41. C **3317:** One and a half story, simply massed frame cottage with decorative tapestry brick veneer, facing north. Hip roof with hips over projecting porch bays and front gable; two chimneys and side dormers. Porch is integral with main roof with brick columns and rail. Typical windows are 4/1 double hung, and front door has multi-light side lights and transom and sash with four small vertical lights. Craftsman. ca. 1905. (Photo #5)

## 29TH AVENUE

42. C **509:** One and a half story, simply massed wood frame bungalow with wood siding, facing east. Roof is gabled and kicks out to include front porch. Front dormer has a pair of multi-light sash. One chimney. Porch columns are brick with brick rail. Windows are typically 12/1 double hung; front door has single light transom and 6-panel door. Note decorative rafter ends. California Bungalow. c. 1927.
43. C **513:** One story, simply massed wood frame bungalow with shiplap siding, facing north. The roof is hipped, extending out over the front porch, which has brick columns and open brickwork railing. There are two chimneys. Typical windows are 9/3 double hung. The front door has 15-light sash with single-light transom. California Bungalow, ca. 1925.
44. C **519:** One story, simply massed wood frame bungalow with asbestos siding, facing east. The roof is gabled and has decorative rafter ends and knee braces and one chimney. The porch is extended to include a carport with Doric columns on brick bases. Typical windows are decorative sash/one double hung with two tripartite assemblies on the front facade. The front door has replacement sash with single-light transom. California Bungalow. ca. 1922.

United States Department of the Interior  
National Park ServiceNational Register of Historic Places  
Inventory—Nomination Form

WEST END HISTORIC DISTRICT

Continuation sheet

MERIDIAN, MISSISSIPPI

Item number

7

Page

9

For NPS use only
received
date entered


## 29th Avenue (cont'd.)

45. M **523:** One story, irregularly massed wood frame with asbestos siding cottage facing east. The roof is pyramidal, with a north gable and front gable over projecting bays. The porch has been severely altered with asbestos-sheathed bungalow style post and 3/1 window enclosures. One chimney. Typical windows are 1/1 double hung; front door is obscured by porch enclosure. Queen Anne. ca. 1900.
46. C **529:** Two story, simply massed eclectic residence of wood frame and siding, facing east. The roof is hipped with pedimental front gable with knee braces and two story boxed wood columns. There is no porch, but a second floor balcony in the center with turned wood balusters. There are two chimneys, and windows are typically 1/1 double hung. Note decorative front door. Craftsman. ca. 1925. (Photo #6)
47. C **531:** One story, complexly massed, wood frame cottage with asbestos siding, facing east. The roof is hipped with two front gables, one over a projecting bay with clipped corners and one cantilevered over the front porch and one side gable over a projecting bay with clipped corners. The porch wraps around the north side of the house with replacement ornamental iron columns. Typical windows are replacement aluminum sash. The front door has replacement sash and single-light transom. Queen Anne. ca. 1896.
48. C **603:** One story, simply massed wood frame cottage with asbestos siding facing east. Roof is a simple gable. Typical windows are 4/4 double hung; note window which has been changed to a door. Front porch has pipe columns on brick bases with shed roof attached to main body of building. Front door sash has three small diagonal lights with 4-light side lights over panels and 3-light transom. Greek Revival. ca. 1880.
49. C **611:** One story, irregularly massed cottage of wood frame and asbestos siding facing east. Roof is hipped with two front gables, one on the north side which is over a projecting bay with clipped corners. There is one chimney. Typical windows are 1/1 double hung. Front porch has replacement tapestry brick columns. Front door has single light transom and single north side sidelight, and door sash has single light over panels. Queen Anne. ca. 1904.
50. C **613:** One story, simply massed wood frame with wood siding east-facing bungalow. Roof is gabled with front gable providing porch cover. Porch columns are brick, and gable has vents. Part of the porch is enclosed with oak leaf cast iron. Typical windows are 6/1 double hung, and front door has 15 lights. Note decorative rafter ends and knee braces. California Bungalow. ca. 1925.

United States Department of the Interior  
National Park Service

National Register of Historic Places  
Inventory—Nomination Form

WEST END HISTORIC DISTRICT



Continuation sheet

MERIDIAN, MISSISSIPPI

Item number

7

Page

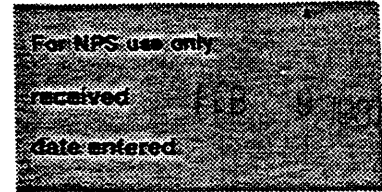
10

29th Avenue (cont'd.)

51. C **615:** One story, simply massed wood frame cottage with wood siding, facing east. Roof is a simple gable with two chimneys. Typical windows are 4/4 double hung and front door has 6-panel sash with 2-light transom and 4-light side lights over panels. Front porch columns are replacement cast iron grape leaves. Massing and detail suggest this is a Greek Revival building. Greek Revival. ca. 1880.
52. C **629:** Two story, symmetrically massed Colonial Revival residence of wood frame and brick veneer facing east. Roof is a low pyramid with north and south decorative gables and a projecting pedimented gable facing east which provides cover for the second floor balcony. Roof is terra cotta. First floor porch columns are Doric on brick bases and stone balusters, and the second floor columns are Ionic with wood railing and base. Typical windows are 1/1 double hung; second floor doors have diamond pattern transom over a pair of doors. The front door has leaded glass leaves (one light) and leaded glass patterns in the transom and two sidelights. Colonial Revival. ca. 1909.
53. C **700:** Two story decorative brick school complex facing west. There are many additions from different periods with the original structure dating to ca. 1910. Typical windows are 9/6 double hung. The roof is flat, and the decorative brick patterns include stone drip courses, scuppers and buttress heads. Decorative Brick. ca. 1910.
54. C **705:** One and a half story simply massed bungalow facing north. Wood frame with shiplap siding. Gable roof with front gable forming porch with patterned wood shingles on front and side and a pair of 5-light sash. Porch columns are painted brick base with battered wood columns. Typical windows are 1/1 double hung. Front door has single-light transom and 6-light bungalow door sash. Note decorative rafter ends and knee braces. California Bungalow. ca. 1915.
55. C **708:** One story simply massed wood frame residence facing west. The roof has exposed rafter ends and a chimney. The entrance is recessed on the north end of the facade and the windows are grouped together in ribbons. California Bungalow. ca. 1921.

United States Department of the Interior  
National Park Service

National Register of Historic Places  
Inventory—Nomination Form



WEST END HISTORIC DISTRICT

Continuation sheet MERIDIAN, MISSISSIPPI Item number 7 Page 11

30TH AVENUE

- 56. C **603:** Two and a half story, complexly massed wood frame residence with asbestos siding, facing east. The roof is hipped with a north-facing gable over a projecting bay, and front gable end and front dormer; two chimneys. Porch has replacement brick columns and rail. Typical windows are 1/1 double hung on the first floor and 2/2 double hung on the second floor. The front door has double hung sidelights, single-light transom and single-light sash with panels. Queen Anne. ca. 1904.
- 57. M **606:** One story, severely altered, irregularly massed wood frame cottage with asbestos siding, facing west. Hip roof altered into a pair of gables with two front gable ends. No typical sash remains; many additions with variant sash types. No porch or chimneys remain. Queen Anne. ca. 1900.
- 58. M **610:** One story, simply massed wood frame cottage with vinyl brick exterior, facing west. Very altered, with intersecting gable metal roof. Replacement porch is of tapestry brick. The house has two chimneys; windows are typically 2/1 double hung and the front door is missing. Queen Anne. ca. 1887.
- 59. C **611:** One story, simply massed wood frame cottage with shiplap siding, facing east. The hipped roof has a front-facing gable over a projecting bay and two chimneys. The porch is enclosed. Typical windows are 6/6 double hung. Note iron railing above porch. Cape Cod/Colonial Revival. ca. 1933.
- 60. C **621:** One story, irregularly massed wood frame cottage facing east. The house has been extensively remodeled with asbestos siding. Hipped roof has two cross gables and a front-facing gable over a projecting bay with decorative wood shingles in gable end. Porch columns are replacement precast concrete block with block rail and cast iron stair railings. Typical windows are 1/1 double hung, and front door has 4-light sidelights over one panel with single-light transom and multi-light Prairie style front door. Queen Anne. ca. 1891.
- 61. C **703:** Two and a half story, complexly massed, wood frame residence with wood siding, facing east. Roof is pyramidal with front gable and jerkin head dormer. Dormer and gable have decorative wood shingles; note elaborate brick chimney. Porch columns are Doric, supporting shed roof with some turned wood balusters surviving. Note second floor addition over porch. Front door has transom and large single-light door sash. Queen Anne. ca. 1900.
- 62. C **709:** One and a half story, irregularly massed wood frame cottage with wood siding facing east. Hipped roof has south and front facing gables; front top gable has Eastlake ornament and front bottom gable has colored glass. Porch is missing, with replacement front door portico. Note two carports. Windows are typically 1/1 double hung sash. There are decorative wood shingles in the gable ends. Queen Anne. ca. 1900.


**United States Department of the Interior  
National Park Service**

**National Register of Historic Places  
Inventory—Nomination Form**

WEST END HISTORIC DISTRICT

Continuation sheet **MERIDIAN, MISSISSIPPI** Item number **7**

Page **12**



**31ST AVENUE**

- 63. C **503:** One story, irregularly massed frame cottage with asbestos siding, facing east. Hip roof with front and south gables. Replacement brick porch enclosed with aluminum awning. Two chimneys. Windows are typically 1/1 double hung. Front door obscured by porch enclosure. Queen Anne. ca. 1900.
  
- 64. M **507:** One story, simply massed wood frame cottage with asbestos siding, facing east. Pyramidal roof with front and east gable. Porch altered with tapestry brick columns and enclosure. Two chimneys. Windows typically 1/1 double hung, and front door obscured by porch enclosure. Queen Anne. ca. 1900.
  
- 65. C **511:** One story, simply massed wood frame bungalow with wood siding, facing east. The roof is gabled with two side gables and a front gable; there are two chimneys. The front gable has wood shingles in end. The porch has brick columns and additional wood box columns on brick base and rail. Rafter ends are exposed. Typical windows are 1/1 double hung. North porch side screened in. California Bungalow. ca. 1910.
  
- 66. C **515:** One story, simply massed wood frame bungalow with asbestos siding, facing east. The roof is gabled with decorative rafter ends. Porch columns and rail are of pre-cast concrete block. There are two chimneys. Windows are typically 1/1 double hung. Front door has single light transom and door sash is obscured by screen sash. California Bungalow. ca. 1910.
  
- 67. C **519:** One story, irregularly massed wood frame residence with wood siding, facing east. Roof is pyramidal with two chimneys and two cross gables and front gable, all over projecting bays. The porch wraps around the south side of the house, with Eastlake columns and railing. Typical windows are 2/2 double hung. Queen Anne. ca. 1895. (Photo #8)
  
- 68. C **525:** One story, irregularly massed wood frame residence with wood siding, facing east. The roof is hipped with south and front gables with decorative wood shingles in the gable ends. Porch columns are replacement pipe. Typical windows are 2/1 double hung, and the front door has an oval glass light and a single light transom. Queen Anne. ca. 1895.
  
- 69. C **530:** One story, complexly massed frame cottage facing west. Hip roof with cantilever front gable and north gable over projecting bay with clipped corners; note front dormer. Porch wraps around north side with replacement wood columns and metal railing. Typical windows are 1/1 double hung; front door is obscured by aluminum screen door with single transom. Queen Anne. ca. 1895.

United States Department of the Interior  
National Park ServiceNational Register of Historic Places  
Inventory—Nomination Form

WEST END HISTORIC DISTRICT

Continuation sheet

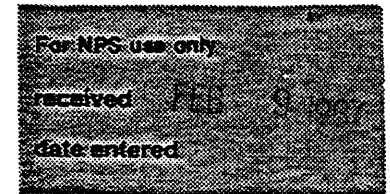
MERIDIAN, MISSISSIPPI

Item number

7

Page

13



## 31st Avenue (cont'd.)

70. C **535:** Two and a half story, complexly massed wood frame residence with asbestos siding, facing east. The roof is pyramidal with north and front gables over projecting bays. Porch columns are bungalow style or battered on brick bases. Porch is partially screened. Typical windows are 1/1 double hung, and the front door is obscured by an aluminum screen. Queen Anne. ca. 1906.
71. NC **603:** One story, simply massed brick veneer ranch style house facing east, with gable roof and aluminum sash windows. Modern. ca. 1970.
72. C **610:** One story, symmetrically massed wood frame cottage with very narrow shiplap siding, facing west. Roof is hipped with two front gables. Porch roof is shed with pediment at entry axis, Doric columns on brick base and wood railing. Typical windows are 1/1 double hung, and there are small vents in the gable ends. Queen Anne. ca. 1900.
73. C **611:** One story, simply massed wood frame cottage with asbestos siding, facing east. It has a gable roof with one chimney. The porch is enclosed. Windows are typically 4/1 double hung. Cape Cod. ca. 1933.
74. M **615:** One story, irregularly massed wood frame cottage with shiplap siding, facing east. Roof is pyramidal with front gable over projecting bay. Porch enclosed. Typical windows are 1/1 double hung; front door is obscured by porch enclosure. Queen Anne. ca. 1909.
75. C **619:** One story, simply massed wood frame cottage with wood siding, facing east. Roof is gabled with two front gable ends with decorative shingles. Porch roof is attached hip with cigar Doric columns on tapestry brick bases and open brickwork railing. Typical windows are 2/1 double hung. Front door is severely altered. Queen Anne. ca. 1885.
76. C **620:** One story, simply massed wood frame cottage with wood siding, facing west. Roof is gabled and porch is shallow hip, attached. Porch columns are Doric on brick bases; actual porch is missing. Typical windows are 6/6 double hung. Front windows used to be doors. Front door has a single light sash over two panels with 4-light sidelights over panels and 2-light transoms. Greek Revival. ca. 1880.
77. NC **635:** One story Butler building with gable roof. Commercial. ca. 1970.
78. C **636:** One story, complexly massed wood frame cottage with shiplap siding, facing west. Roof is pyramidal with gables over projecting bays which have wood shingles in gable ends. Porch columns are Doric; railing missing. Typical windows are 3/1 double hung. Two chimneys. Front door has single light transom. Colonial Revival. ca. 1909.

--continued


United States Department of the Interior  
National Park Service

National Register of Historic Places  
Inventory—Nomination Form

WEST END HISTORIC DISTRICT

Continuation sheet MERIDIAN, MISSISSIPPI Item number 7

Page 14



31st Avenue (cont'd.)

- 79. C 639: Demolished 1986.
- 80. C 705: One story, irregularly massed wood frame cottage with shiplap siding, facing east. Roof is hipped with south gable and front gable over projecting bay with clipped ends; note decorative brackets at clipped ends. Front porch has replacement brick columns. There are two chimneys. Typical windows are 1/1 double hung and 4/4 double hung. The front door has a transom, and door sash is obscured by later screen door. Queen Anne. ca. 1885.
- 81. C 708: One story, irregularly massed wood frame cottage with asbestos siding, facing west. Roof is pyramidal, with brick chimney at peak. There are gables at the side and front; front end has round head opening. Windows are typically 1/1 double hung and the front door has single light transom and 4-panel sash. The porch wraps around the south end and has replacement brick columns and rail. Colonial Revival. ca. 1904.

33RD AVENUE

- 82. C 506: One story, simply massed frame cottage with asbestos siding, facing west. Gable roof with decorative front gable and pediment awning over front door. Typical windows are 1/1 double hung with aluminum awnings, and front door is flush core with small diamond light. Cape Cod. ca. 1936.
- 83. M 510: One story, irregularly massed frame cottage with asbestos siding, facing west. Pyramid roof with front and south gable. Porch enclosed, with aluminum awning. One chimney. Typical windows are 1/1 double hung, and front door is obscured by porch enclosure. Queen Anne. ca. 1904.
- 84. M 513: One story, very altered, irregularly massed frame cottage with asphalt brick veneer facing east. Pyramidal roof with two front gables and south gable over projecting bay. Front porch altered with brick columns and rail and partially enclosed. One chimney. Typical windows are 1/1 double hung and flush front door. Queen Anne. ca. 1900.
- 85. C 514: One story, irregularly massed frame cottage with wood siding, facing west. Pyramid roof with front and south gable over projecting bays. Porch altered, with aluminum awning and aluminum carport. One chimney. Typical windows are 1/1 double hung, and front door has single rectangular light. Queen Anne. ca. 1904.

United States Department of the Interior  
National Park ServiceNational Register of Historic Places  
Inventory—Nomination Form

WEST END HISTORIC DISTRICT


Continuation sheet

MERIDIAN, MISSISSIPPI

Item number 7

Page

15



## 33rd Avenue (cont'd.)

86. C **518:** One story, simply massed frame cottage with wood siding, facing west. One of four in row on street. Gable roof with front gable end over projecting bay with triangular head window. Two chimneys. Porch has original Carpenter Gothic columns and railing. Front windows extend to porch floor and are 4/6 double hung; all others are 4/4 double hung. Front door has single light sash over panels and two lights over panel side light and single light transom. Carpenter Gothic. ca. 1885. (Photo #10)
87. NC **519:** One story, simply massed frame cottage with aluminum siding, facing east. Gable roof with shed over front door. Typical windows are 6/6 double hung, and front door has six panels. Note south side carport. Ranch. ca. 1955.
88. C **522:** One story, simply massed frame cottage with wood siding, facing west. One of four in row on street. Gable roof with front gable end over projecting bay with triangular head window. Two chimneys. Porch has original Carpenter Gothic columns and railing. Front windows extend to porch floor and are 4/6 double hung; all others are 4/4 double hung. Front door has single light sash over panels and two lights over panel side light and single light transom. Carpenter Gothic. ca. 1885.
89. NC **525:** Two story, simply massed frame over block residence facing north. Second floor has aluminum siding; first floor is block construction. Gable roof with front door awning. Typical windows are 2/2 double hung on the second floor and plate glass on the first. Non-Historic. ca. 1940.
90. C. **526:** One story, simply massed frame cottage with wood siding, facing west. One of four in row on street. Gable roof with front gable end over projecting bay with triangular head window. Two chimneys. Porch has original Carpenter Gothic columns and railing. Front windows extend to porch floor and are 4/6 double hung; all others are 4/4 double hung. Front door has single light sash over panels and two lights over panel side light and single light transom. Carpenter Gothic. ca. 1885.
91. NC **600:** One story, simply massed shed commercial building facing west. A frame building with metal siding and gable roof. ca. 1950.
92. C **608:** One story, irregularly massed frame cottage with wood siding facing west. Hipped roof with front projecting bay and shed roof over porch with cast iron grape leaf columns. One chimney. Windows are typically 4/4 double hung, and front door has large, multi-light sash and screen door. Severely altered. ca. 1898.

--continued

United States Department of the Interior  
National Park Service


National Register of Historic Places  
Inventory—Nomination Form

WEST END HISTORIC DISTRICT  
MERIDIAN, MISSISSIPPI

Continuation sheet

Item number 7

Page 16

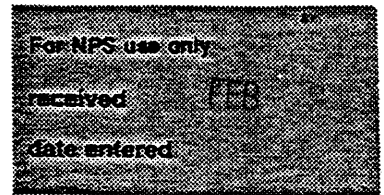


33rd Avenue (cont'd.)

93. C **609:** One story, irregularly massed frame cottage with wood siding facing east. Hip roof with two front gables, one of which is over a projecting bay with clipped corners and wood spindles. Gable ends and projecting bay have diagonal wood boards. Porch has been altered with shed roof, brick columns and rail. Typical windows are 4/4 double hung and front door has five lights over panel sidelights, a two-light transom and beveled glass light in door sash. Queen Anne. ca. 1895.
94. M **610:** One story, simply massed, severely altered frame cottage with asbestos siding, facing west. Hip roof, which may have originally been gabled. Shed roof over porch with chamfered wood posts. Typical windows are 4/4 double hung; some removed. Front door is sash obscured by screen door with four-light sidelights over panels and one-light transom. Greek Revival. ca. 1880.
95. C **616:** One and a half story, irregularly massed frame cottage, severely altered, wood siding, facing west. Pyramid roof atop a gable roof with front dormer and shed porch roof. Porch has chamfered wood columns with decorative scrolls and altered railing. Dormer sash has 24-lights and wood shingles on side. Typical sash is replacement 2/2 double hung aluminum, and original windows are 6/6 double hung. Front door has 4-light sidelights over panels with single light transom and multi-light sash. Queen Anne. ca. 1898.
96. C **619:** One story, complexly massed frame cottage with wood siding, facing east. Hip roof with front and north gables. Front gable has patterned woodwork, and north gable is over projecting bay. Porch roof is attached to main body of building and wraps around north side with typical Eastlake columns, rails and spindles. Typical windows are 1/1 double hung with a pair of windows under the front gable. The front door is obscured by screen sash. Eastlake. ca. 1895. (Photo #12)
97. C **620:** One story, simply massed frame bungalow with wood siding, facing west. Hip roof with single chimney and shed porch roof with square, Craftsman-type columns. Typical windows are 6/6 double hung, and front door has four raised panels. ca. 1890. Greek Revival.
98. C **623:** One story, irregularly massed frame bungalow with asbestos siding, facing east. Gable roof with south gable end and front gable end over projecting bays. Shed roof over porch with Tuscan columns and surviving sections of turned wood railing and decorative concrete block foundation. Typical windows are 1/1 double hung, and front door has replacement flush sash with three small diagonal lights. Note decorative rafter ends and knee braces. Queen Anne/California. ca. 1898.

United States Department of the Interior  
National Park Service

National Register of Historic Places  
Inventory—Nomination Form



WEST END HISTORIC DISTRICT

Continuation sheet

MERIDIAN, MISSISSIPPI

Item number

7

Page

17

33rd Avenue (cont'd.)

- 99. C **635:** Two story, irregularly massed frame residence with asbestos siding, facing east. Hip roof with front gable over projecting bay, and two chimneys. The second floor porch has a shed roof, clustered columns, modillions and paneled wood rail. The first floor porch has brick columns and rail and is partially enclosed with screens. Window types range from 1/1 double hung, 2/2 double hung, or 4/4 double hung. Front door sash is obscured with four lights over panel sidelights and 2-light transom. Note decorative rafter ends and knee braces. California. ca. 1900.
- 100. C **637:** One story, irregularly massed frame cottage with wood siding, facing east. Hip roof is almost pyramidal, with north and front gables over projecting bays, and one chimney. Front porch has shed roof, Doric columns and replacement wood railing. Typical windows are 4/4 double hung. Front door has three lights over panel sidelights with single light transom and multi-light sash. Queen Anne. ca. 1900.
- 101. M **701:** One story, severely altered, irregularly massed frame cottage with asbestos siding, facing east. Pyramid roof with front, north and south gables over projecting bays and front dormer. Dormer has pair of multi-light sash. Front porch has replacement tapestry brick columns and rail and is enclosed; note aluminum awnings. Windows are typically 2/2 double hung, and the front door is obscured by aluminum sash. Colonial Revival. ca. 1900.
- 102. C **708:** One story, irregularly massed frame cottage with wood siding, facing east. Hip roof with two chimneys and a front gable over a projecting bay with patterned shingles in the gable end. Porch has Doric columns and paneled rail. Typical windows are 1/1 double hung, and front door has multi-light sash. Queen Anne. ca. 1900.

34TH AVENUE

- 103. C **501:** One story Queen Anne cottage of wood frame and shiplap siding connected to two story corner commercial building having wood frame second floor and painted stucco block on first, facing east. The cottage has a hip roof with two front gable ends, and the connected commercial building has a simple gable roof. The cottage has a shed roofed porch with wood columns and rail (not original) and the commercial building has an aluminum awning. Typical windows are 1/1 double hung with typical shop front for first floor of commercial building. Cottage door obscured by screen sash, and commercial building has corner entrance. Queen Anne. ca. 1909.

United States Department of the Interior  
National Park Service

National Register of Historic Places  
Inventory—Nomination Form

WEST END HISTORIC DISTRICT  
MERIDIAN, MISSISSIPPI

For NPS use only	CPH	CPH
received		
date entered		

Continuation sheet      Item number      7      Page      18

34th Avenue (cont'd.)

104. C    **505:** One story, irregularly massed frame cottage with asbestos siding, facing east. Hipped roof with one chimney and decorative north gable over projecting bay window and apron roof. Porch has shed roof with south side enclosure, square wood columns and aluminum awning. Typical windows are 4/4 double hung. Front door has four lights over panel side light with single light transom and door sash. Queen Anne. ca. 1895.
105. C    **513:** One story, simply massed frame bungalow with asbestos siding, facing east. Gable roof with projecting gable over front porch. Porch has replacement wood columns and rail on brick base. Note wood shingles in gable ends, decorative rafter ends and knee braces. Windows are typically 6/1 double hung and front door has multi-light sash. California Style. ca. 1912.
106. M    **518:** One story, severely altered, simply massed frame double cottage with asbestos siding, facing west. Hip roof may have originally been gabled. Porch has shed roof and is enclosed. Rear addition. Typical windows are 4/4 double hung. Front door has replacement sash with flush door with diamond light. One chimney. Vernacular. ca. 1880.
107. C    **519:** One and a half story, simply massed frame double cottage with wood siding, facing east. Hip roof has two chimneys and two front decorative gable ends with metal vents. Porch has shed roof and replacement brick columns, wood rail, screen enclosure and exposed rafter ends. Note north gable; all gables have patterned shingles. Typical windows are 4/4 double hung. Front door has side lights and transom and sash is obscured by porch enclosure. Queen Anne. ca. 1898.
108. C    **520:** One story, simply massed frame cottage with asbestos siding, facing west. Gable roof with altered shed porch roof. Porch columns and rail altered. Most window sash missing, and many windows boarded up. Front door has replacement sash and screen door only. Greek Revival. ca. 1880.
109. NC    **523:** Two story, simply massed frame residence with stucco exterior finish, facing east. Gable roof with wood siding in gable ends. Enclosed front porch with second floor balcony. Typical windows are 6/6 double hung, with aluminum awnings. Front door obscured by porch enclosure. Non-Historic. ca. 1940.
110. M    **601:** One story, irregularly massed frame cottage with wood siding, facing east. Hip roof with front and south gables over projecting bays. Porch severely altered with shed roof and replacement pre-cast concrete block columns and rail and is partially enclosed. One metal chimney. Windows are typically 1/1 double hung. Front door sash obscured by screen door with single light transom. Queen Anne. ca. 1900.

United States Department of the Interior  
National Park ServiceNational Register of Historic Places  
Inventory—Nomination Form

WEST END HISTORIC DISTRICT

For NPS use only	
received	8
Date entered	

Continuation sheet MERIDIAN, MISSISSIPPI Item number 7 Page 19

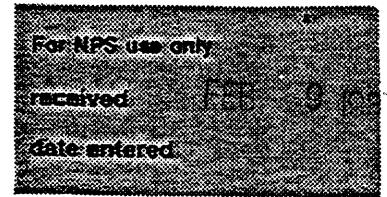
## 34th Avenue (cont'd.)

111. C **605:** One story, simply massed frame cottage with asbestos siding, facing east. Hip roof with two stucco chimneys; two front gables, one over projecting bay. Porch severely altered with shed roof and concrete columns and rail; alteration very unsympathetic. Windows are typically 1/1 double hung. Front door has single light transom and single light over panel sash. Colonial Revival. ca. 1907.
112. C **609:** One story, complexly massed frame cottage with wood siding, facing east. Hip roof with two chimneys, a north projecting bay and front gable over projecting bay. Porch warps around north side and has shed roof and square wood columns. Typical windows are 1/1 double hung, and front door has single light over panel sash and single light transom. Colonial Revival. ca. 1907.
113. C **612:** One story, irregularly massed frame cottage with asbestos siding, facing west. Pyramid roof with front gable over projecting bay with clipped corners and scrolled brackets and decorative shingles. Porch has replacement brick columns and rail. Typical windows are 1/1 double hung with over-windows, and front door has multi-light sash. Queen Anne. ca. 1895.
114. C **617:** One story, irregularly massed frame cottage with shiplap siding, facing east. Pyramid roof with two front gables, one of which is over a projecting bay. Porch has shed roof with replacement classical columns and pre-cast concrete block foundation. Typical windows are 1/1 double hung, and front door has replacement sash and single light transom. Colonial Revival. ca. 1907.
115. C **618:** One story, irregularly massed frame cottage with asbestos siding, facing west. Hip roof with south gable over projecting bay with clipped corners. Two chimneys. Porch has Tuscan columns and gable overhead and is screened in. Windows are typically 1/1 double hung. Front door obscured by porch screens. Note spandrel has dentils. Colonial Revival. ca. 1900.
116. C **619:** One story, irregularly massed frame cottage with wood siding, facing east. Hip roof with two decorative front gables and south gable over projecting bay. Porch is integral with main roof, with replacement brick columns and rail, and is partially enclosed. Typical windows are 2/2 double hung, and front door has 4-light sidelights over panel with single-light transom and nine lights over one panel sash. Note diamond pattern shingles in gable ends. Queen Anne. ca. 1900.
117. C **620:** One story, irregularly massed frame cottage with aluminum siding, facing west. Gable roof with front gable over projecting bay with projecting bay window with tripartite sash. Two chimneys. Porch has shed roof with chamfered columns, jig scrolls and turned balusters. Note brackets at projecting bay window. Typical windows are 4/4 double hung, and front door is altered; single light sash, single light transom. Note back additions. Italianate. ca. 1885. (Photo #14)

--continued

United States Department of the Interior  
National Park Service

National Register of Historic Places  
Inventory—Nomination Form



WEST END HISTORIC DISTRICT

Continuation sheet MERIDIAN, MISSISSIPPI Item number 7 Page 20

34th Avenue

- 118. C **621:** Two story, complexly massed frame residence with wood siding, facing east. Gable roof with front gable over projecting bay with cilpped corners, decorative brackets, console at top of gable end, and pattern shingles. Windows are typically 1/1 double hung. Porch has replacement brick columns and is partially enclosed. Front door has six panels and single light transom. Queen Anne. ca. 1898.
- 119. M **623:** One story, irregularly massed frame cottage with wood siding, facing east. Hip roof with front gable and side decorative gables with patterned shingles in all gable ends. Porch has turned wood columns and rail is missing. Typical windows are 1/1 double hung, and two front doors have paneled sash, one-light transom and screen doors. Queen Anne. ca. 1898.
- 120. M **628:** One story, severely altered, irregularly massed frame cottage with wood siding, facing west. Hip roof with front gable with apron roof over bay projection. Porch enclosed. Note scallop shingles in gable end. All windows different; front door obscured. One chimney. Many later additions. Queen Anne. ca. 1895.

5TH STREET

- 121. C **2901-15:** Two story, irregularly massed decorative brick warehouse, facing north. Flat roof and a number of variant buildings combined in one. Window types range from 1/1 double hung to 6-light upper to 8-light casement. Note door at round headed arch and loading bay along street facade. Decorative brick. ca. 1925.
- 122. C **2921:** One story raised brick warehouse, simply massed, facing north. Flat roof and attached shed roof over loading platform. Typical windows are 6/6 double hung in segmental arched openings. Doors have square heads and 4-light sash in segmental arched opening. Craftsman. ca. 1925.
- 123. M **3101:** One story, simply massed tapestry brick veneer store facing north. Gable roof with front parapet and front aluminum awning. Side walls have asbestos siding. Sash is typical shop front. Craftsman. ca. 1920.
- 124. C **3107:** One story, simply massed frame bungalow with shiplap siding, facing north. Gable roof with one chimney incorporated porch with flemish bond brick columns and rail and additional wood posts at mid-span. Exposed rafter ends, and typical windows are 4/1 double hung. Front door obscured by screen sash. Craftsman Bungalow. ca. 1925.

United States Department of the Interior  
National Park ServiceNational Register of Historic Places  
Inventory—Nomination Form

WEST END HISTORIC DISTRICT

Continuation sheet


MERIDIAN, MISSISSIPPI

Item number

7

Page

21



## 5th Street (cont'd.)

125. C **3108:** One story, simply massed frame bungalow with asbestos siding, facing south. Intersecting gable roof with front gable incorporating porch, which has pre-cast concrete columns and additional pipe column near mid-span. Gable ends have decorative wood shingles and tripartite decoration. Two chimneys. Typical windows are 12/1 double hung. Front door has 4-light transom and multi-light sash. Porch railing is pipe rail. California Bungalow. ca. 1913.
126. NC **3110:** One story, simply massed frame bungalow with brick veneer, facing south. Gable roof with pediment on pipe columns at entry. Typical windows are aluminum double hung; front door is flush cove. Note horizontal wood siding and vent in gable end. Modern. ca. 1974.
127. C **3111:** One story, irregularly massed frame cottage with wood siding, facing north. Hip roof with shed roof over porch which has replacement wood columns and remaining Doric pilasters on plinths. Typical windows are 6/6 double hung with over windows. Front door has four sidelights over panel, 2-light transom, pedimented frame and sash obscured by screen door. Colonial Revival. ca. 1895.
128. NC **3112:** One story, simply massed frame bungalow with brick veneer, facing south. Gable roof with pediment on pipe columns at entry. Typical windows are aluminum double hung; front door is flush cove. Note horizontal wood siding and vent in gable end. Modern. ca. 1974.
129. NC **3114:** One story, simply massed frame bungalow with wood siding over perma-stone base, facing south. Gable roof with front gable end and pediment over entry. Typical windows are 6/6 double hung; note picture window and carport. Front door has nine lights over two panel sash. Bungalow. ca. 1945.
130. NC **3116:** One story, simply massed frame bungalow with shiplap siding, facing south. Gable roof with front gable end. Typical windows are 6/6 double hung (note plate glass window on west addition), with aluminum awnings. Front door has flush cove sash with three lights. Bungalow. ca. 1945.
131. C **3117:** One story, simply massed frame cottage with asbestos siding, facing north. Hip roof with porch shed roof which has replacement block columns and rail. Windows are 6/6 double hung, and front door has 4-light sidelights over panel, 2-light transom, pedimented frame, and sash is obscured by screen door. Italianate. ca. 1885.

United States Department of the Interior  
National Park ServiceNational Register of Historic Places  
Inventory—Nomination Form

WEST END HISTORIC DISTRICT

Continuation sheet


MERIDIAN, MISSISSIPPI

Item number

7

Page

22



## 5th Street (cont'd.)

132. C **3123:** One story, irregularly massed frame cottage with wood siding, facing north. Hip roof with shed roof over porch which has original wood columns and Doric pilasters on plinths; railing altered. Typical windows are 6/6 double hung with over windows. Front door has 4-light sidelights over panel, 2-light transom, pedimented frame and sash obscured by screen door. Italianate. ca. 1895. (Photo #15)
133. C **3129:** One story, irregularly massed frame cottage with wood siding, facing north. Hip roof with shed roof over porch which has original wood columns and Doric pilasters on plinths; railing altered. Typical windows are 6/6 double hung with over-windows. Front door has 4-light sidelights over panel, 2-light transom pedimented frame and sash obscured by screen door. Italianate. ca. 1895.
134. M **3303:** One story, irregularly massed frame cottage, severely altered, facing north. Asbestos siding has been added. Hip roof with front gable over projecting bay and shed porch roof with pipe columns. No typical windows, and front door sash obscured by screen door. Queen Anne. ca. 1900.
135. C **3306:** One story, simply massed frame bungalow with wood siding, facing south. Gable roof which incorporates porch with battered wood columns on brick piers with wood railing. One exposed brick chimney; exposed decorative rafter ends and knee braces. Typical windows are 12/1 double hung, and front door has multi-light sash. California Bungalow. ca. 1916.
136. C **3307:** One story, complexly massed frame cottage with asbestos siding, facing north. Pyramidal roof with front and east gable over projecting bays. Gable ends have scrollwork. Porch has shed roof with turned Eastlake columns, rail and spandrel and wraps around east side. Two chimneys. Typical windows are 2/2 double hung, and front doors have single light transom and large single light sash with two panels. Eastlake. ca. 1897. (Photo #16)
137. C **3311:** One story, irregularly massed frame cottage with wood siding, facing north. Gable roof with front gable over projecting bay, and porch has shed roof. Porch has turned Eastlake columns, rail and spandrel and aluminum awning. Typical windows are 1/1 double hung, and front door has single light sash over two panels with single light transom. Eastlake. ca. 1896.
138. C **3404:** One story, simply massed frame cottage with asbestos siding, facing south. Gable roof with front gable over projecting bay. Shed roof over porch with wood columns and replacement wood rail; note aluminum awning and aluminum perma-stone foundation infill. Typical windows are 6/6 double hung with over-windows. Front door has multi-light sash, sidelights and transom with over-door. Italianate. ca. 1895.

--continued

United States Department of the Interior  
National Park Service

National Register of Historic Places  
Inventory—Nomination Form

WEST END HISTORIC DISTRICT

Continuation sheet


MERIDIAN, MISSISSIPPI

Item number

7


Page

23



5th Street (cont'd.)

- 139. C **3405:** One and a half story, irregularly massed frame cottage with 3/4" vertical wood siding, facing north. Unique half-octagon hip roof with side gable and gable clip at top of hip. Porch has shed roof and replacement wood columns and panel rail. Typical windows are 4/4 double hung, and front door has single light transom with large single light sash. Note aluminum permastone foundation infill. Queen Anne. ca. 1896.
- 140. C **3406:** One story, simply massed frame bungalow with wood siding, facing south. Gable roof with gable end over projecting front bay. Porch has shed roof on wood columns and replacement wood panel rail. Typical windows are 3/1 double hung with over-window and front door has three vertical lights over three panel sash. Queen Anne. ca. 1900.
- 141. C **3407:** One story, irregularly massed, north-facing frame cottage with wood siding. Hip roof with front gable and shed porch roof on oak leaf cast iron columns and aluminum awning. Note decorative shingles in pediment. Typical windows are 4/4 double hung, and front door has oval light with two decorative panels. Queen Anne. ca. 1890.
- 142. C **3408:** One story, simply massed frame cottage used as store, with wood siding, facing south. Pyramid roof with shed porch roof on wood columns. Typical windows are 2/2 double hung with front windows full length and replacement pair of front door sash with nine lights each sash. Queen Anne. ca. 1895.
- 143. C **3409:** One story, irregularly massed frame cottage with asbestos siding, facing north. Pyramid roof with front and cross gables and two chimneys. Shed porch roof on turned wood columns and brick rail. Typical windows are 4/4 double hung. Front door has multi-light sidelights and transom and replacement sash. Note additional front door. Queen Anne. ca. 1895.
- 144. C **3426:** One story, simply massed frame cottage with asbestos siding, facing south. Gable roof with gable over front projecting bay. Shed roof over porch with battered columns and screen enclosure with wood rail. One chimney. Typical windows are 4/4 double hung. Front door has filled in sidelights, single light transom and 6-panel sash with flat over-door. Queen Anne. ca. 1898.
- 145. C **3428:** One story, simply massed frame double with electric green asbestos siding, facing south. Pyramid roof with front decorative gable and small multi-light sash. Shed roof on turned wood columns and jig-saw scrolls and replacement wood railing. Typical windows are 4/4 double hung, and front door sash is obscured by screen door, but has single light transom. Queen Anne. ca. 1896.

United States Department of the Interior  
National Park ServiceNational Register of Historic Places  
Inventory—Nomination FormWEST END HISTORIC DISTRICT  
MERIDIAN, MISSISSIPPI

Continuation sheet

Item number 7

Page

24

## 5th Street (cont'd.)

146. M **3430:** One story, south-facing, simply massed frame cottage with asbestos siding. Pyramid roof with front gable over projecting bay. Porch has shed roof on pipe columns and brick veneer rail. Two chimneys. Typical windows are 4/4 double hung. Front door has single light transom, and note additional door in projecting bay. Queen Anne. ca. 1900.

## 7TH STREET

147. C **2701:** Two story, symmetrically massed building facing north; severely altered. Wood frame with asbestos siding. Roof is simple gable with front pediment with patterned wood shingles and detailed cornice and rake. Porch columns run two floors and are integral with roof; columns are Ionic and have gesso wreaths in architrave above. Second floor porch enclosed; porch base altered. Typical windows are segmental 2/2 double hung. Aluminum awnings on west side. Front door missing at time of survey. The west and south portion are from 1880. Renaissance Revival. ca. 1880/1920.
148. C **2711:** One and a half story complexly massed residence of wood frame and siding facing north. Roof is hipped with decorative east gable, front gable over projecting bay with clipped corners, tower and porch gazebo; note pediment on porch at entry axis. Porch columns are Ionic with pilasters at building. Note shingles in tower. Typical windows are 1/1 double hung. Front door has oval glass light with applied ornament, twelve lights/one-panel sidelights with beveled glass transoms and center transom is plate glass. Porch railing has turned pickets. Building has been restored and is used as a radio station. Queen Anne/Colonial Revival. ca. 1907. (Photo #18)
149. C **2713:** One story, typically Queen Anne massed wood frame cottage with wood siding facing north. Front gable over projecting bay and front gable in center with wood shingles and Eastlake decoration; roof is pyramidal. The porch is replacement brick columns and rail, and the front door is replacement bungalow style with single light transom. Typical windows are 1/1 double hung. Note picket fence. Queen Anne. ca. 1900.
150. P **2721:** Two story, symmetrically massed Greek Revival mansion facing north. Wood frame with asbestos siding. Roof is very low hip. Front columns are boxed wood with panels on brick bases running two stories. The second floor porch has oak leaf cast iron railing. Porch not original; 1/1 double hung aluminum sash has replaced 4/4 double hung windows, some of which still exist. The front pediment has detailed rake and cornice and 6-light tripartite window. Front door sash missing with 3-light transom and 3-light sidelights over panel. Greek Revival. ca. 1870. (Photo #19)

United States Department of the Interior  
National Park ServiceNational Register of Historic Places  
Inventory—Nomination Form

WEST END HISTORIC DISTRICT

Continuation sheet


MERIDIAN, MISSISSIPPI

Item number

7

Page

25



## 7th Street (cont'd.)

151. C **2800:** Two story, complexly massed wood frame residence facing south. The first floor is brick veneer and the second floor is stucco. The roof is a steep gable with front gable over projecting bay and front jerkin head gable in the middle of the facade. There are two exposed brick chimneys. Windows are typically 6/6 double hung. The front door has original wood elliptical awning with 8-panel sash. Tudor Revival. ca. 1928.
152. C **2801:** One and a half story, simply massed bungalow facing north. Gable roof with side gables having shingles over main house wood frame and shiplap siding. Front gable with shingles extends over the front porch, which has Doric columns on brick base and rail. Note aluminum awnings, decorative outlookers and knee braces. The porch has been screened in. Typical windows are 1/1 double hung, and the front door is obscured by screens. California Bungalow. ca. 1913.
153. C **2805:** One and a half story, simply massed double bungalow facing north. The roof is gabled, with shingles in the side gable over wood frame and shiplap siding. The porch roof springs from the main roof. The porch has Doric wood columns on brick base and rail; note addition of center columns made of pipe. Typical windows are 1/1 double hung; front doors have multi-light sash. The house may have had front gable. Note decorative rafter ends and knee braces. California Bungalow. ca. 1913.
154. M **2806:** Two story, very irregularly massed, severely altered cottage facing south. All original detail has been lost on this frame construction with aluminum siding. The roof is hipped, with front-facing gable and dormer; front has an iron fire escape. Note Italianate brackets at front cornice and round arch in front gable. Foundation is precast concrete block. Porch has been removed for front additions. Queen Anne. ca. 1906.
155. M **2810:** Two and a half story, irregularly massed residence with basement, facing south. Frame construction with stucco exterior; one chimney. Gambrel roof with front dormer which has wood shingles and a pair of 6/1 double hung windows. The front porch is of tapestry brick columns and rail and has been enclosed. Note pediment over entry with wood siding in architrave. Typical windows are 6/1 double hung, and front door is replacement. West side fenestration has non-original aluminum awnings. Dutch Colonial Revival. ca. 1923.
156. C **2816:** One story, irregularly massed frame cottage with many alterations, facing south. Frame construction with wood siding. The roof is hipped with south and west gables over projecting bays. The front porch has been severely altered with Craftsman style brick columns and rail; note additional center columns. Original windows are 4/4 double hung; some windows have replacement aluminum sash. The front door has nine lights. Queen Anne. ca. 1882.

--continued

United States Department of the Interior  
National Park Service

National Register of Historic Places  
Inventory—Nomination Form

WEST END HISTORIC DISTRICT

Continuation sheet


MERIDIAN, MISSISSIPPI

Item number

7

Page

26



7th Street (cont'd.)

157. C **2820:** One story, typically Queen Anne massed cottage of wood frame and siding, facing south. The roof is pyramidal with a front gable which has wood siding, a pair of windows with a pedimented frame, and Eastlake detailing. The porch roof springs from the front gable apron; the porch has Eastlake turned columns and details. One chimney. Windows are typically 4/4 double hung. The east portion of the porch is enclosed, and east openings have been altered. Front door is of multi-lights with a transom. Queen Anne. ca. 1883. (Photo #20)
158. C **2821:** One Story, typically Queen Anne massed cottage of frame construction and wood siding facing north. Hip roof is almost pyramidal, with west gable over projecting bay and front gable cantilevered over front windows with wood detailed decoratrion. The porch wraps around the west side, and the columns have been altered. Note pediment on porch at front door and turned porch railing balusters. Typical windows are 1/1 double hung, and front door has a single light transom and 1-light sash over panels with original screen door. Two brick chimneys. Queen Anne. ca. 1900.
159. C **2901-03:** One and a half-story irregularly massed Queen Anne residence of wood frame and siding facing south. The roof is hipped, with west gable over projecting bay and a front dormer with wood shingles and two multi-light sash. The porch, with shed roof, is attached to the main body of the building and wraps around the east side; it has Eastlake columns and replacement iron railing. Typical windows are 6/6 double hung with over-windows; front door has multi-light sash, 2-light transom, 3-light sidelights and overdoor. Craftsman. ca. 1910.
160. C **2902:** One story, simply massed north-facing store with a flat roof and painted tapestry brick. Structure has a replacement aluminum awning, and most windows are filled in. Shop front sash is aluminum replacement. Queen Anne. ca. 1887.
161. C **2906:** Two story, typically Queen Anne massed residence of wood frame and wood siding facing south. Roof is hipped, with front gable and west gable over projecting bays. Second floor addition enclosed with wood shingle apron over first floor front porch, which has replacement wood columns. First floor fenestration altered with aluminum sash; existing original sash is diamond pattern over single light, double hung. Queen Anne. ca. 1909.
162. P **2907:** Two story remnant of earlier Italianate building, simply massed, facing north. Flat roof with bracketed cornice, brick quoins, segmental second floor over-windows with 4/4 double hung sash and brick window surrounds. The original front porch (first and second floors) is missing, with replacement two-story columns and iron stairs. The first floor front door is a later replacement, and the second floor door is a well-detailed 2-panel door with fan transom. Italianate. ca. 1876. (Photo #21)

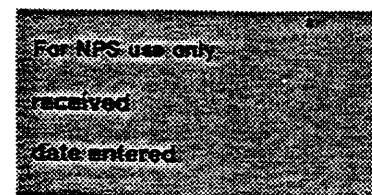
--continued

United States Department of the Interior  
National Park ServiceNational Register of Historic Places  
Inventory—Nomination Form

WEST END HISTORIC DISTRICT

Continuation sheet MERIDIAN, MISSISSIPPI Item number 7

Page 27



## 7th Street (cont'd.)

163. C **2912:** One and a half story frame bungalow, irregularly massed, with concrete block first floor veneer and stucco on upper half-story, which faces south. Roof is hipped with pyramid on upper half story. Eaves are boxed. The front porch is integral with the main house and has block columns and rail. Typical windows are 6/1 double hung, and front door has 15 lights. There is one block chimney. Craftsman. ca. 1932.
164. M **2913:** One story, irregularly massed frame cottage, severely altered. Wood frame siding with stucco remnant which has segmented arched opening filled in. Hip roof; porch shed roof, with cast iron columns. Typical windows are 6/6 double hung aluminum; 15-light front door. Extensively remodeled. ca. 1887.
165. C **2914:** One story, simply massed brick bungalow with hipped roof, gable ventilator and front gable over projecting screen porch which has stucco above spandrel line. Windows are 6/6 double hung. Front door is obscured by screens. Eaves are boxed. Craftsman Bungalow. ca. 1933.
166. C **2915:** One story, simply massed cottage of wood frame and siding facing north. Hip roof with front gable over projecting bay which has been altered to have hip roof instead of gable. Windows are typically 12/1 double hung. The porch has been altered with brick columns and railing. Note original over-windows. Very altered. Queen Anne. ca. 1887.
167. M **2919:** Two story frame residence, simply massed, facing north, with replacement asbestos siding; severely altered. Hip roof with front dormer of wood shingles and multi-light pair of windows. Porch enclosed. Original windows altered, with second floor aluminum awnings. Front door is flush replacement with transom. California/Severely Altered. ca. 1907.
168. NC **2920:** One story, simply massed brick veneer church, facing south. Gable roof and aluminum awning. Side windows are milk glass with round heads. Modified Gothic. ca. 1950.
169. C **2921:** Two story, irregularly massed frame residence with asbestos siding, facing north. Hipped roof with front gable over projecting bay with clipped corners. Second floor porch has been enclosed and has aluminum awning and wood shingle apron. First floor porch has replacement stucco columns and rail. Two stucco chimneys. Altered windows are 1/1 double hung; typical original windows are 6/1 double hung. Front door obscured by a screen door. Queen Anne. ca. 1895.
170. NC **3001-15:** Two story brick veneer, regularly massed apartment complex with main axis running north/south. Roof is a simple gable. All sash is aluminum. Stair towers and exterior galleries used for primary circulation. Modern. ca. 1970.


--continued

United States Department of the Interior  
National Park Service

National Register of Historic Places  
Inventory—Nomination Form

WEST END HISTORIC DISTRICT

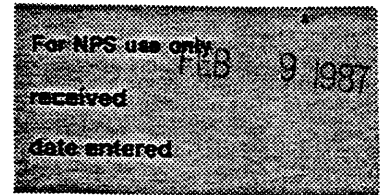
Continuation sheet MERIDIAN, MISSISSIPPI Item number 7 Page 28



7th Street (cont'd.)

- 171. NC **3004:** One story box, facing south. Flat roof; brick veneer; mirror glass windows; flush core door. Modern. ca. 1970.
- 172. C **3012:** Two story, typically Queen Anne massed wood frame with asbestos siding residence facing south. Roof is hipped, with decorative west gable and front gable over projecting bay with clipped corners. There are two chimneys and a front dormer with 15/1 window sash. Dormer has wood shingles and front gable has wood weatherboards. Front porch attached to main body of house with replacement battered wood columns on pre-cast concrete block bases; railing is wood. Typical windows are 1/1 double hung, and front door has one glass light over panels with single light transom. Queen Anne. ca. 1900.
- 173. M **3017:** Two story, severely altered, irregularly massed frame building with wood siding, facing north. At one time this was probably a Queen Anne residence, but it has been severely altered and is now used commercially. The roof is gabled and the porch is completely enclosed. The front tripartite windows have colored diamond pattern glass over one light double hung. Queen Anne. ca. 1890.
- 174. C **3018:** One story frame with wood siding, simply massed bungalow facing south. The roof is pyramidal with two stucco chimneys, and the eaves are boxed. The porch shed roof abuts the main body of the house and the porch columns and railing are of replacement blond brick. Typical fenestration is 4/4 double hung. Front door is a plaid light sash with 3-light transom and two 3-light sidelights over a panel. Note aluminum screen door. Queen Anne. ca. 1887.
- 175. C **3110:** Two story, simply massed Colonial Revival residence of wood frame and siding facing south. Note second floor porch is altered. Hip roof with front gable over projecting bay, boxed eaves and decoration in gable end. Porch roof is attached to main body of house with Doric wood columns on brick base and railings; brick is hard pressed brown; one chimney. Windows are typically 1/1 double hung, and front door has single large oval light with beveled glass. Note gesso ornament in altered front porch pediment between pairs of Doric columns. Colonial Revival. ca. 1909.
- 176. C **3113:** One story, typically Queen Anne residential cottage facing north. Frame construction with replacement asbestos siding. Pyramid roof with front and east gables over projecting bays. Note decorative west gable. Porch shed roof abuts main building, wraps around east side and has dentils along architrave with wood columns and railings (columns are fluted). Typical windows are 1/1 double hung, and the front door has single light transom and oval glass door sash with two panels. Colonial Revival. ca. 1907.

United States Department of the Interior  
National Park Service



# National Register of Historic Places Inventory—Nomination Form


WEST END HISTORIC DISTRICT  
MERIDIAN, MISSISSIPPI

Continuation sheet      Item number      7      Page      29

7th Street (cont'd.)

- 177. M    **3117:** Two story, severely altered, simply massed Colonial Revival frame residence facing north. Gable roof with boxed eaves. Some windows are 3/1 double hung; others 1/1 double hung. Projecting bay over front porch with square replacement wood columns. Asbestos siding and five stairs on east side. Front door has large oval light. Colonial Revival. ca. 1900.
  
- 178. C    **3118:** One story wood frame cottage with Queen Anne massing, facing south. Hip roof with boxed eaves and south gable over projecting bays. The porch roof is attached to the main body of the house with replacement columns on brick bases; note original full-length pilaster. There are two chimneys. Typical windows are 1/1 double hung, and the front door has a single light transom and sash with single light over three sunburst panels. The house is covered with asbestos siding. Colonial Revival. ca. 1904.
  
- 179. C    **3121:** One story, irregularly massed frame residential cottage, facing north. Pyramidal roof with front gable over projecting bay and two decorative cross gables (east and west). Porch shed roof attached to main body of building with replacement Doric wood columns on brick bases. Asbestos siding. Windows are typically 1/1 double hung. There are two chimneys. Queen Anne. ca. 1900.
  
- 180. C    **3124-26:** One story, severely, altered Queen Anne massed frame residential cottage facing north. Hip roof with gable ends on the front and east over projecting bays. The porch has been altered with replacement Craftsman style tapestry brick columns and railings and screened in. Also note aluminum siding and aluminum awnings. Queen Anne. ca. 1900.
  
- 181. M    **3125:** One story, typically Queen Anne massed, wood frame with replacement asbestos siding residence, facing south. Hip roof with decorative east side gable over shed roof porch. Porch remodeled in Craftsman style with pre-cast concrete block columns and railing. Eaves are boxed and there are two chimneys. Typical windows are 2/2 double hung. Note addition of second front door. Primary front door has large beveled oval glass over two panels and applied ornament. Queen Anne. ca. 1904.
  
- 182. C    **3130:** One story, typically Queen Anne massing, wood frame and siding residence facing south. Hip roof with south and west gables over projecting bays. Front gable over projecting porch with shed roof; eaves are boxed. Porch wraps around to west side with original Eastlake columns and railing. Windows are 4/4 double hung; front door has a single light transom. The structure has two chimneys. Queen Anne/Eastlake. ca. 1898.

United States Department of the Interior  
National Park Service



National Register of Historic Places  
Inventory—Nomination Form

WEST END HISTORIC DISTRICT  
MERIDIAN, MISSISSIPPI

Continuation sheet      Item number 7      Page 30

7th Street (cont'd.)

- 183. NC **3301:** One story, simply massed, painted tapestry brick store facing north. Original roof is flat; note addition of "mansard" roof, aluminum awnings and replacement shop front sash. Commercial. ca. 1940.
- 184. C **3307:** One story, typical Queen Anne massing, wood frame with replacment asbestos siding residence, facing north. Roof is hipped, with west decorative gable and front gable over projecting bay with clipped corners. One chimney, boxed eaves and screened porch which has replacement wood columns and railings. Typical windows are 1/1 double hung; front door is obscured by screens. Queen Anne. ca. 1910.
- 185. C **3312:** Two story, simply massed, wood frame with wood siding Colonial Revival residence facing south. Roof is gabled with front gable end being stuccoed with tripartite 2/2 double hung windows. Gable end is integral with two-story front porch with a wood shingle apron over first floor which wraps around to east side. Second floor porch columns are round Doric with original wood railing. First floor columns are replacement brick on precast concrete base and railing. Typical windows are diamond pattern over double hung, and front door is obscured by screens. Colonial Revival. ca. 1913.
- 186. C **3316:** Two story, simply massed wood frame with wood siding residence facing south. Roof is gabled with front gable integral with second floor porch. Eaves are enclosed, and there is a diagonally placed chimney. Porch columns are tapered wood and original porch railing exists on second floor; first floor railing missing. Typical windows are diamond pattern above single light double hung. An additional front door has been added and original door has diamond pattern transom over single leaf door sash. Sash is obscured by screen door. Colonial Revival. ca. 1913.

8TH STREET

- 187. C **2811:** A two-story wood frame, regularly massed residence with hip roof, two chimneys and hipped dormer. The street fenestrations are symmetrically arranged, and the porch full-width. Colonial Revival. ca. 1909.
- 188. C **2827:** One story, irregularly massed wood frame cottage with steep pyramidal roof, cross gables and chimneys. The full-width front porch has been altered. Windows are grouped and flank the entry. Queen Anne/Colonial Revival. ca. 1905.

## 8. Significance

Period	Areas of Significance—Check and justify below			
<input type="checkbox"/> prehistoric	<input type="checkbox"/> archeology-prehistoric	<input type="checkbox"/> community planning	<input type="checkbox"/> landscape architecture	<input type="checkbox"/> religion
<input type="checkbox"/> 1400-1499	<input type="checkbox"/> archeology-historic	<input type="checkbox"/> conservation	<input type="checkbox"/> law	<input type="checkbox"/> science
<input type="checkbox"/> 1500-1599	<input type="checkbox"/> agriculture	<input type="checkbox"/> economics	<input type="checkbox"/> literature	<input type="checkbox"/> sculpture
<input type="checkbox"/> 1600-1699	<input checked="" type="checkbox"/> architecture	<input type="checkbox"/> education	<input type="checkbox"/> military	<input type="checkbox"/> social/
<input type="checkbox"/> 1700-1799	<input type="checkbox"/> art	<input type="checkbox"/> engineering	<input type="checkbox"/> music	<input type="checkbox"/> humanitarian
<input checked="" type="checkbox"/> 1800-1899	<input type="checkbox"/> commerce	<input type="checkbox"/> exploration/settlement	<input type="checkbox"/> philosophy	<input type="checkbox"/> theater
<input checked="" type="checkbox"/> 1900-	<input type="checkbox"/> communications	<input type="checkbox"/> industry	<input type="checkbox"/> politics/government	<input type="checkbox"/> transportation
		<input type="checkbox"/> invention		<input type="checkbox"/> other (specify)

**Specific dates** 1870- 1941 **Builder/Architect** N.A.

### Statement of Significance (in one paragraph)

Although the history of the West End Historic District can be traced from Meridian's earliest days, its significance lies in its large collection of residences dating from 1890 to 1910 which are complemented by buildings prior to and after these dates. This collection presents continuous streetscapes of historic buildings, providing a sense of place.

The period of significance for the West End Historic District dates from 1870 to 1941. It represents the rise of Meridian from its destruction during the Civil War to becoming Mississippi's largest city. The continuous and steady growth of Meridian's economy made possible the expansion of the city to the west into this district (refer to cover nomination).

Some of Meridian's oldest surviving buildings are located within this district, among them 2721 7th Street and 2907 7th Street, as well as several cottages along the eastern edge such as 603 and 615 29th Avenue dating from the 1880s. These early houses reflect the Greek Revival and Italianate styles, which are indeed rare in the city. The majority of the buildings in the district were constructed between 1890 and 1910, during which time the city's population more than doubled, and are mostly modest contractor's versions of the Queen Anne, Eastlake and Colonial Revival styles, representing 57% of the district's buildings. The twentieth century bungalows which followed these cottages also provided housing for the ever-increasing work force, demonstrating the ever growing strength of Meridian's economy. These bungalows came in a variety of national styles such as California, Craftsman, Prairie and Cape Cod.

Noteworthy buildings within the district which could be entered onto the National Register on their own include 2920 Harris (Element 22), a Queen Anne residence built ca. 1887 and remodeled to its present appearance during the 1890s; 2721 5th Street (Element 150), a large Greek Revival residence of the 1870s; and 2907 7th Street (Element 162), an Italianate two-story brick residence built in 1876 by L.J. Scully.

Meridian's first permanent settler, Richard McLemore, built his residence near the present Intersection of 31st Avenue and 5th Street in 1833. Subsequently, land speculator John Ball purchased this portion of McLemore's plantation and erected a store near the corner of 27th Avenue and Valley Street and obtained a post office for it under the name of Meridian. The historic district covers three subsequent land subdivisions resulting in the variation of square sizes and their alignment. Ball's Survey (ca. 1853) is north of Valley; Caldwell's Survey (1902) is south of Valley and east of 31st Avenue; and McLemore's Survey (pre-1860) is south of Valley and west of 31st Avenue.

--continued

# 9. Major Bibliographical References

PLEASE REFER TO CONTINUATION SHEET

# 10. Geographical Data

Acreeage of nominated property 59

Quadrangle name Meridian South

Quadrangle scale 1:24,000

### UTM References

A	1 6	3 3 9 7 2 0	3 5 8 2 0 0 0
	Zone	Easting	Northing

B	1 6	3 3 9 7 2 0	3 5 8 1 4 8 0
	Zone	Easting	Northing

C	1 6	3 3 8 8 8 0	3 5 8 1 4 8 0
	Zone	Easting	Northing

D	1 6	3 3 8 8 8 0	3 5 8 2 0 0 0
	Zone	Easting	Northing

E			
	Zone	Easting	Northing

F			
	Zone	Easting	Northing

G			
	Zone	Easting	Northing

H			
	Zone	Easting	Northing

### Verbal boundary description and justification

See accompanying scale map

### List all states and counties for properties overlapping state or county boundaries

state	code	county	code
N.A.			

state	code	county	code
N.A.			

# 11. Form Prepared By

name/title Robert J. Cangelosi, Jr., A.I.A.

organization Koch and Wilson Architects date 29 August 1986

street & number 1100 Jackson Avenue telephone 504/581-7023

city or town New Orleans state Louisiana 70130

# 12. State Historic Preservation Officer Certification

The evaluated significance of this property within the state is:

national  state  local

As the designated State Historic Preservation Officer for the National Historic Preservation Act of 1966 (Public Law 89-665), I hereby nominate this property for inclusion in the National Register and certify that it has been evaluated according to the criteria and procedures set forth by the National Park Service.

State Historic Preservation Officer signature Kenneth H. P. Pool

title Deputy State Historic Preservation Officer date January 30, 1987

### For NPS use only

I hereby certify that this property is included in the National Register

See continuation sheet for listing date \_\_\_\_\_  
Keeper of the National Register

### Attest:


Chief of Registration

date

**United States Department of the Interior  
National Park Service**

**National Register of Historic Places  
Inventory—Nomination Form**

WEST END HISTORIC DISTRICT  
MERIDIAN, MISSISSIPPI



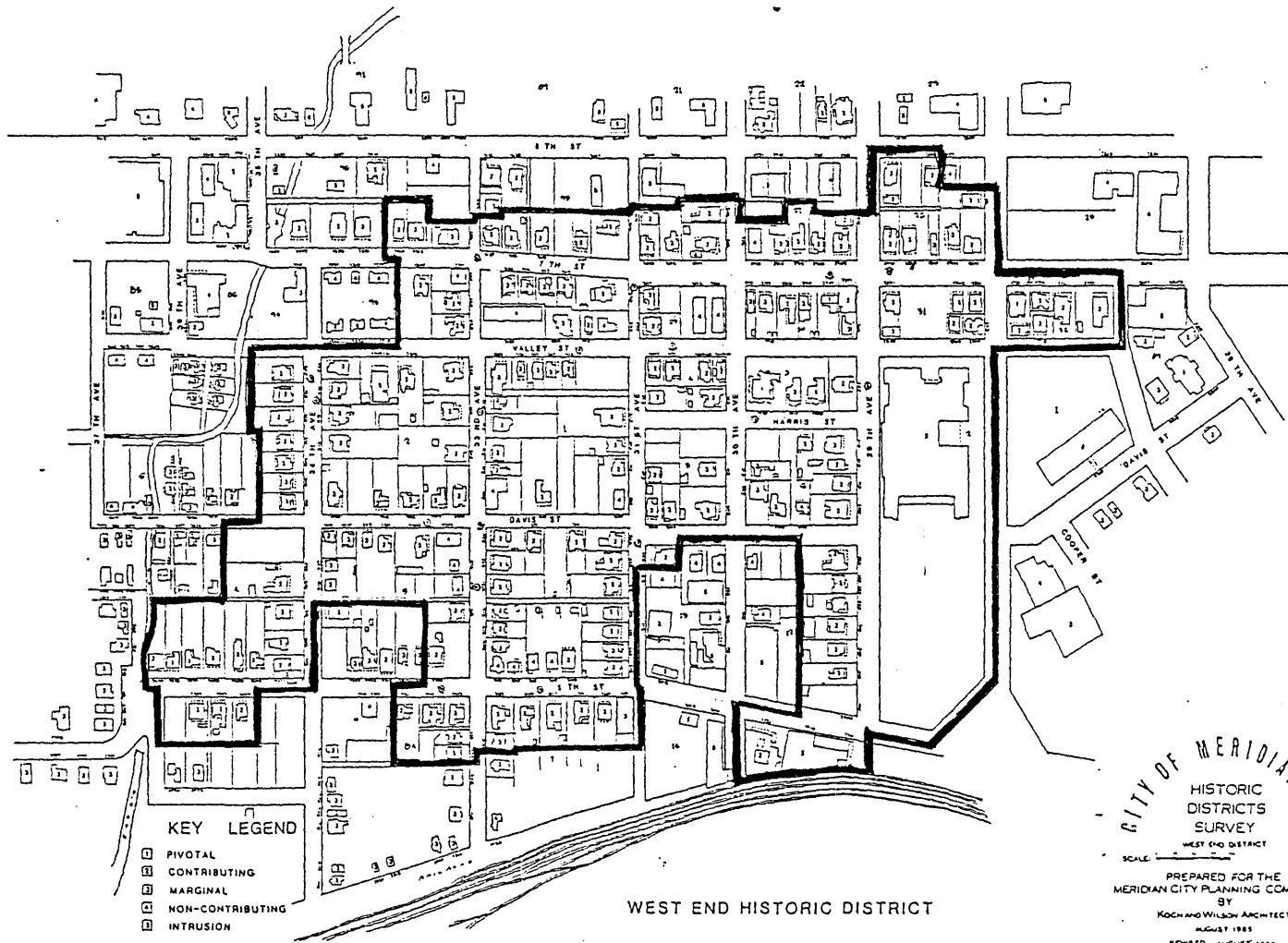
Continuation sheet

Item number 8

Page 1

West End developed as a neighborhood of lumbermen, industrial laborers, railroad men and professionals, most of whom were Irish Catholic. After the Civil War many Catholics came to Meridian from Paulding, Mississippi, down Paulding Road, which enters the neighborhood south of Davis Street as an alley--in fact, this area became known as "Irish Alley". Nearby, St. Patrick's Roman Catholic Church was built (see 1979 MRA) to serve the neighborhood's religious needs. A Catholic convent was also built, but has long since been demolished.

8th Street, just outside the district, was always a major thoroughfare in Meridian. By the turn of the century the street was paved with wooden blocks and lined with large houses. Unfortunately this street has lost most of its historic character by being redeveloped as a commercial strip. 8th Street and 5th Street were streetcar routes and helped in the development of the neighborhood.



KEY LEGEND

- PIVOTAL
- CONTRIBUTING
- MARGINAL
- NON-CONTRIBUTING
- INTRUSION

WEST END HISTORIC DISTRICT

CITY OF MERIDIAN MS  
 HISTORIC DISTRICTS SURVEY  
 WEST END DISTRICT

SCALE: \_\_\_\_\_

PREPARED FOR THE  
 MERIDIAN CITY PLANNING COMMISSION  
 BY  
 KOCH AND WILSON ARCHITECTS  
 AUGUST 1985  
 REVISED AUGUST 1988

100 9 1007





3305 Davis Street Element Number 11

View to Southwest

West End Historic District

Meridian, <sup>MSA</sup> Lauderdale County, Mississippi

Mississippi Department of Archives  
and History

Koch and Wilson Architects

Robert J. Cangelosi, Jr.

July 1985

Photo 1 of 23



2920 Harris Street Element Number 22

View to North

West End Historic District

Meridian, <sup>MRA</sup> Lauderdale County, Mississippi

Mississippi Department of Archives  
and History

Koch and Wilson Architects

Robert J. Cangelosi, Jr.

July 1985

Photo 2 of 23



3011 Valley Street Element Number 30

View to South

West End Historic District

Meridian, <sup>AREA</sup> Lauderdale County, Mississippi

Mississippi Department of Archives  
and History

Koch and Wilson Architects

Robert J. Cangelosi, Jr.

July 1985

Photo 3 of 23



Street Scene

3100 Block of Valley

Looking South-West

West End Historic District

Meridian, <sup>MRA</sup> Lauderdale County, Mississippi

Mississippi Department of Archives

and History

Koch and Wilson Architects

Robert J. Cangelosi, Jr.

July 1986

Photo 4 of 23



3315-21 Valley Street Element Number 41  
View to South  
West End Historic District  
Meridian, <sup>MRA</sup> Lauderdale County, Mississippi  
Mississippi Department of Archives  
and History  
Koch and Wilson Architects  
Robert J. Cangelosi, Jr.  
July 1985  
Photo 5 of 23



629 29th Avenue Element Number 46

View to Northwest

West End Historic District

Meridian, <sup>MSA</sup> Lauderdale County, Mississippi

Mississippi Department of Archives  
and History

Koch and Wilson Architects

Robert J. Cangelosi, Jr.

July 1985

Photo 6 of 23



Street Scene 500 Block 31 Avenue

View to Southwest

West End Historic District

Meridian, <sup>MS</sup> Lauderdale County, Mississippi

Mississippi Department of Archives  
and History

Koch and Wilson Architects

Robert J. Cangelosi, Jr.

July 1986

Photo 7 of 23



519 31 Avenue Element Number 67

View to Northwest

West End Historic District

Meridian, <sup>MSA</sup> Lauderdale County, Mississippi

Mississippi Department of Archives  
and History

Koch and Wilson Architects

Robert J. Cangelosi, Jr.

July 1985

Photo 8 of 23



639 31st Avenue Element Number 79

View to West

West End Historic District

Meridian, <sup>NRA</sup> Lauderdale County, Mississippi

Mississippi Department of Archives  
and History

Koch and Wilson Architects

Robert J. Cangelosi, Jr.

July 1985

Photo 9 of 23



Street Scene

500 Block of 33rd Avenue

View to Southeast

West End Historic District

Meridian, <sup>MRA</sup> Lauderdale County, Mississippi

Mississippi Department of Archives  
and History

Koch and Wilson Architects

Robert J. Cangelosi, Jr.

July 1986

Photo 10 of 23



518 33rd Avenue Element Number 86

View to Southeast

West End Historic District

Meridian,<sup>MRA</sup> Lauderdale County, Mississippi

Mississippi Department of Archives  
and History

Koch and Wilson Architects

Robert J. Cangelosi, Jr.

July 1985

Photo 11 of 23



619 33rd Avenue Element Number 99

View to West

West End Historic District

Meridian, <sup>MRA</sup> Lauderdale County, Mississippi

Mississippi Department of Archives

and History

Koch and Wilson Architects

Robert J. Cangelosi, Jr.

July 1985

Photo 12 of 23



Street Scene  
600 Block of 34th Avenue  
View to Southwest  
West End Historic District  
Meridian, <sup>MRA</sup> Lauderdale County, Mississippi  
Mississippi Department of Archives  
and History  
Koch and Wilson Architects  
Robert J. Cangelosi, Jr.  
July 1986  
Photo 13 of 23



620 34th Avenue Element Number 117

View to Southeast

West End Historic District

Meridian, <sup>MSA</sup> Lauderdale County, Mississippi

Mississippi Department of Archives  
and History

Koch and Wilson Architects

Robert J. Cangelosi, Jr.

July 1985

Photo 14 of 23



3123 5th Street Element Number 132

View to Southwest

West End Historic District

Meridian, <sup>MRA</sup> Lauderdale County, Mississippi

Mississippi Department of Archives  
and History

Koch and Wilson Architects

Robert J. Cangelosi, Jr.

July 1985

Photo 15 of 23



3307 5th Street Element Number 136

View to Southwest

West End Historic District

Meridian, <sup>MRA</sup> Lauderdale County, Mississippi

Mississippi Department of Archives  
and History

Koch and Wilson Architects

Robert J. Cangelosi, Jr.

July 1985

Photo 16 of 23



Street Scape

2700 Block of 7th Street

View to Southeast

West End Historic District

Meridian, <sup>MS</sup>Lauderdale County, Mississippi

Mississippi Department of Archives  
and History

Koch and Wilson Architects

Robert J. Cangelosi, Jr.

July 1986

Photo 17 of 23



2711 7th Street Element Number 149

View to South

West End Historic District

Meridian,<sup>MRA</sup> Lauderdale County, Mississippi

Mississippi Department of Archives  
and History

Koch and Wilson Architects

Robert J. Cangelosi, Jr.

July 1985

Photo 18 of 23



2721 7th Street Element Number 151

View to Southeast

West End Historic District

Meridian, <sup>MRA</sup> Lauderdale County, Mississippi

Mississippi Department of Archives  
and History

Koch and Wilson Architects

Robert J. Cangelosi, Jr.

July 1985

Photo 19 of 23



2820 7th Street Element Number 158

View to North

West End Historic District

*MRA*  
Meridian, Lauderdale County, Mississippi

Mississippi Department of Archives  
and History

Koch and Wilson Architects

Robert J. Cangelosi, Jr.

July 1985

Photo 20 of 23



2907 7th Street Element Number 163

View to South

West End Historic District

Meridian, <sup>NRA</sup> Lauderdale County, Mississippi

Mississippi Department of Archives  
and History

Koch and Wilson Architects

Robert J. Cangelosi, Jr.

July 1985

Photo 21 of 23



Street Scape

3100 Block of 7th Street

View to Northeast

West End Historic District

Meridian, <sup>MSA</sup> Lauderdale County, Mississippi

Mississippi Department of Archives  
and History

Koch and Wilson Architects

Robert J. Cangelosi, Jr.

July 1986

Photo 22 of 23



3130 7th Street Element Number 183

View to North

West End Historic District

Meridian, <sup>MS</sup>Lauderdale County, Mississippi

Mississippi Department of Archives  
and History

Koch and Wilson Architects

Robert J. Cangelosi, Jr.

July 1985

Photo 23 of 23