

United States Department of the Interior
National Park Service

National Register of Historic Places Registration Form

This form is for use in nominating or requesting determinations for individual properties and districts. See instructions in National Register Bulletin, *How to Complete the National Register of Historic Places Registration Form*. If any item does not apply to the property being documented, enter "N/A" for "not applicable." For functions, architectural classification, materials, and areas of significance, enter only categories and subcategories from the instructions.

1. Name of Property

Historic name: _____

Other names/site number: States Area Neighborhood Historic District

Name of related multiple property listing:

N/A

(Enter "N/A" if property is not part of a multiple property listing)

2. Location

Street & number: Roughly bounded by Delaware Avenue on the north, to the intersection with 3rd Street; 3rd Street to Louisiana Avenue and 5th Avenue to Broadway; then bounded Broadway on the east, but not including properties facing Broadway, to the intersection with 21st; 21st on the south to the intersection with 3rd Street; 3rd Street to Pennsylvania Avenue; Pennsylvania along the south to the entrance of Hollywood Cemetery

City or town: McComb State: MS County: Pike (113)

Not For Publication: ☐

Vicinity: ☐

3. State/Federal Agency Certification

As the designated authority under the National Historic Preservation Act, as amended,


I hereby certify that this ___ nomination ___ request for determination of eligibility meets the documentation standards for registering properties in the National Register of Historic Places and meets the procedural and professional requirements set forth in 36 CFR Part 60.

In my opinion, the property ___ meets ___ does not meet the National Register Criteria. I recommend that this property be considered significant at the following level(s) of significance:

___ national ___ statewide X local

Applicable National Register Criteria:

X A ___ B X C ___ D


Signature of certifying official/Title:

7/22/14
Date

State or Federal agency/bureau or Tribal Government

States Area Neighborhood Historic District

Pike County, Mississippi

In my opinion, the property ___ meets ___ does not meet the National Register criteria.

Signature of commenting official:

Date

Title :

State or Federal agency/bureau
or Tribal Government

4. National Park Service Certification

I hereby certify that this property is:

- ___ entered in the National Register
___ determined eligible for the National Register
___ determined not eligible for the National Register
___ removed from the National Register
___ other (explain:) _____

Signature of the Keeper

Date of Action

5. Classification

Ownership of Property

(Check as many boxes as apply.)

Private:

☒

Public – Local

☒

Public – State

☐

Public – Federal

☐

Category of Property

(Check only **one** box.)

Building(s)

☐

States Area Neighborhood Historic District

Name of Property

Pike County, Mississippi

County and State

District

☒

Site

☐

Structure

☐

Object

☐

Number of Resources within Property

(Do not include previously listed resources in the count)

Contributing

528

Noncontributing

106

buildings

2

sites

structures

1

objects

531

106

Total

Number of contributing resources previously listed in the National Register 2

6. Function or Use

Historic Functions

(Enter categories from instructions.)

DOMESTIC/ single dwelling

DOMESTIC/ multiple dwelling

DOMESTIC/ secondary structure

COMMERCE/TRADE/ specialty store

SOCIAL/ meeting hall

EDUCATION/ school

RELIGION/ religious facility

RELIGION/ church school

FUNERARY/ cemetery

RECREATION AND CULTURE/ outdoor recreation

States Area Neighborhood Historic District
Name of Property

Pike County, Mississippi
County and State

Current Functions

(Enter categories from instructions.)

DOMESTIC/ single dwelling

DOMESTIC/ multiple dwelling

DOMESTIC/ secondary structure

COMMERCE/TRADE/ specialty store

EDUCATION/ school

RELIGION/ religious facility

RELIGION/ church school

FUNERARY/ cemetery

RECREATION AND CULTURE/ outdoor recreation

VACANT/ NOT IN USE

7. Description

Architectural Classification

(Enter categories from instructions.)

NO STYLE

MID-19TH CENTURY/ Greek Revival

MID-19TH CENTURY/ Italian Villa

LATE VICTORIAN/ Queen Anne

LATE VICTORIAN/ Italianate

LATE VICTORIAN/ Gothic Revival

LATE 19TH AND 20TH CENTURY REVIVALS/ Colonial Revival

LATE 19TH AND 20TH CENTURY REVIVALS/ Classical Revival

LATE 19TH AND 20TH CENTURY REVIVALS/ Tudor Revival

LATE 19TH AND 20TH CENTURY REVIVALS/ Other: Romanesque

LATE 19TH AND 20TH CENTURY AMERICAN MOVEMENTS/ Bungalow/ Craftsman

MODERN MOVEMENT/ Moderne

MODERN MOVEMENT/ International Style

MODERN MOVEMENT/ Art Deco

Materials: (enter categories from instructions.)

Principal exterior materials of the property: foundations: BRICK, CONCRETE; walls:
WOOD-Weatherboard, OTHER-Synthetic Siding, BRICK, STUCCO; roofs: ASPHALT,
METAL

States Area Neighborhood Historic District

Name of Property

Pike County, Mississippi

County and State

Narrative Description

(Describe the historic and current physical appearance and condition of the property. Describe contributing and noncontributing resources if applicable. Begin with a **summary paragraph** that briefly describes the general characteristics of the property, such as its location, type, style, method of construction, setting, size, and significant features. Indicate whether the property has historic integrity.)

Summary Paragraph

The States Area Neighborhood Historic District consists of buildings, a cemetery, a park, and a fountain located along portions of Delaware, Minnesota, Nebraska, Louisiana, Virginia, Missouri, Pennsylvania, Peach and 5th Avenues, and 1st through 7th Streets, Edgar, Scott, and Thompson Streets all roughly between Peach Avenue, Delaware Avenue, 3rd Street, 5th Avenue, S. Broadway Street, 21st St., Pennsylvania Avenue, Park Drive, and Cemetery Road. There are 531 contributing resources and 106 non-contributing resources in the district, with two previously individually listed properties. Resources were classified as non-contributing if their construction post-dated the period of significance or if they had suffered a severe loss of integrity. The resources of the district are primarily residential, but also include some commercial, religious, educational, social and funereal properties. They represent the development of McComb between its founding in 1872 and 1964; the terminus of the period of significance is based on the fifty years-of-age guidance. The States Area neighborhood is part of larger local McComb Historic Preservation District. Adjacent to the States Area Neighborhood to the east and within the local district is the National Register listed McComb Downtown Historic District. On the other side of the McComb Downtown district is the Kramertown-Railroad National Register historic district.

Both single family and duplex residences are found in the survey area. The two main stylistic influences are Queen Anne and Craftsman. There are a few quintessential examples of these styles, but most of the buildings are vernacular interpretations. In general, buildings that displayed a Queen Anne influence appear on the Sanborn maps by 1913, while those in the Craftsman style were mostly present by 1925. Other styles that appear in small numbers are Colonial Revival, Classical Revival, Tudor Revival, Minimal Traditional, and Ranch. Isolated examples of the Greek Revival, Italianate, Gothic Revival, Romanesque, Art Moderne, Art Deco and International Style influences are also found. Many buildings combine elements of more than one style. A small number of buildings display no distinct style or have lost all trace of their original style. It is predominantly a neighborhood of wood-frame houses that were clad in wood weatherboards and raised on brick piers or continuous foundations.

Narrative Description

McComb is located along the Little Tangipahoa River in the northwestern section of Pike County. The county lies in the southwestern part of Mississippi, bordering Louisiana on the south. McComb's topography is rather hilly with diversions of water running through it. As described in the town's centennial program, it "was planned with avenues atop the natural ridges

States Area Neighborhood Historic District

Pike County, Mississippi

Name of Property

County and State

and intersecting streets winding into them.” Specific hills were even named: Delaware at Fourth Street was known as Vinegar Hill, while Delaware at Fifth was called Goat Hill, Third and Louisiana and Sixth was Bunker Hill.¹ The town features a Canal Street and 1893 maps show Small Spring Branch meandering up streets and across lots. Today, the water features are mostly covered though small canals make occasional appearances in the district. The hilly and water-crossed nature of the States Area neighborhood produced many buildings that appear to sit just at grade on one side, but have a full height basement on their other side. One resource even bridges a canal that runs under its rear corner (#200; Photo 47).

The streets of the district are laid out on a grid running southwest to northeast and southeast to northwest. The streets named for states - Delaware, Minnesota, Nebraska, Louisiana, Virginia, Missouri, and Pennsylvania Avenues - follow the northwest/southeast axis. The numbered streets - 1st, 2nd, 3rd, 4th, 5th, 6th, and 7th - along with Peach Avenue follow the southwest/northeast axis. This orientation is juxtaposed with streets to the west and south that run in east-west and north-south patterns, and those to the east and north that diverge only slightly from the northwest axis. Edgar Street, on the district's southeastern side, runs nearly north/south, and 5th Avenue, Scott Street, Thompson Street and 21st Street lay perpendicular, branching off of Edgar Street to the east. Some street names have changed over time. The 1898 McComb Sanborn Fire Insurance maps reveal earlier monikers. Edgar was formerly LaSalle, Scott Street was Hennepin Avenue, Thompson Street was 6th Avenue, was Nebraska was Valley, Pennsylvania was Cleveland, Missouri was Morehouse, 7th Avenue was Liberty, 1st Street was Walnut, 2nd Street was Chestnut, and 21st Street east of Lasalle (Edgar) was 7th Avenue and west of it was Hazel Lane. Peach Avenue appears in 1898 under its current name, but from 1913 through 1949 map revisions, it is identified as Quinn.

The character of the streets in the States Area is primarily residential. With an average width of approximately thirty-five to forty feet, the streets feel ample with plenty of room for modern vehicles (Photo 44). Although cars appear sporadically parked parallel on the sides, the majority of parking is handled by off street driveways. Just outside of the district, this changes where 3rd Street transitions from residential to commercial and angled parking is provided along the street. Delaware Avenue is more commercial than the rest of the district and has heavier traffic as it is the main road that leads from Interstate 55 into downtown McComb. It is four lanes with a center turning lane and traffic lights. Concrete sidewalks appear on both sides of streets throughout the district. Houses are set back from the street from approximately forty to approximately sixty feet with deep lots extending behind the buildings. In general, it is a neighborhood well-shaded by trees with an abundance of vegetation, both cultivated and otherwise. A variety of vegetation typical of southern Mississippi is found in the district: crape myrtle, azaleas, magnolias, gardenias, pines, pin oaks, and live oaks are some of the common specimens found.

Overall, the buildings in the States Area Neighborhood Historic District display a high degree of integrity of materials, workmanship, and design. Although some buildings have been covered with synthetic siding and a small minority has received replacement windows, the neighborhood

¹ Pearl Strange, note to author, April 2, 2014.

States Area Neighborhood Historic District

Pike County, Mississippi

Name of Property

County and State

overwhelmingly conveys its historic architectural character. In addition to the primary buildings, outbuildings - particularly garages - are found throughout the district. Many appear to be original and match details of the main building, such as wood novelty siding and exposed rafters. Detached garages are set to the rear side of the property (236a; Photo. 46). Non-contributing properties are those that have completely lost their original character or were built after the period of significance.

The typical expression of the Queen Anne style in the States Area Neighborhood Historic District is in the one-story, L front as seen at 225 4th Street (#49; Photo 21) or the hipped roof cottage with lower cross gables such as 317 Nebraska Avenue (#347a; Photo 14), but a few very elaborate one-and-a-half and two-story houses survive as well. Two of the most high style examples of Queen Anne design in the district are 327 Missouri Avenue (#310; Photo 18) and the individually listed William Frederick Holmes House at 302 3rd Street (13a; Photo 20). Decorative elements in the Queen Anne style include turned posts, spindlework, sawn brackets, sawn gable vents, and fishscale, diamond and variegated shingles. Windows are typically one-over-one or two-over-two. A Craftsman influence appears in more than half of the district buildings: both single and duplex residences. Most of the homes are modest bungalows as seen at 224 4th Street (#48), 525 Virginia Avenue (#440), and the south side of Thompson Street (Photos. 28, 29, and 45). The common stylistic features are bungalow windows, battered porch posts, deep eaves, and exposed rafter ends. An interesting feature found on many of McComb's Craftsman buildings is a shapely curvature of the rafter ends as at 805 Pennsylvania Avenue (#397; Photo-. 33) and 803 Delaware Avenue (#193). Examples of the Colonial Revival, Classical Revival, Tudor Revival, Minimal Traditional, Ranch, Greek Revival, Gothic Revival, Romanesque, Art Moderne, Art Deco, International and Italianate styles are scattered between the Queen Anne and Craftsman resources, completing the picture of late nineteenth through early twentieth century development.

Although the majority of resources in the States Area Neighborhood Historic District are residential, significant religious, educational, funereal, and social properties exist as well. These consist of three churches, a church educational building, a church school, a public school, a cemetery, and a Masonic lodge (Photos 1, 3-11) These resources occupy sites around the perimeter of the district. One historic park is located in the district. Within the district are also two former commercial properties, a grocery store now used as a home, and a now vacant cabinetry shop. Some historically residential properties are now in use as businesses. This is particularly true along Delaware Avenue.

Inventory

C = Contributing element; NC = Non-contributing element, PL= Previously Listed

The inventory is arranged numerically and alphabetically by street name and in ascending numerical order by street address. Resources are classified as "contributing" C or "non-contributing" NC to the historic character of the district. Those previously listed on the National Register have a PL designation.

States Area Neighborhood Historic District
Name of Property

Pike County, Mississippi
County and State

1st Street

1. C 515 1st Street c. 1950 Craftsman

One-story, wood frame Craftsman bungalow with a front facing gable roof of asphalt shingles on a concrete block foundation. Partial-width, front facing gable roof projecting entry porch supported by decorative metal posts on a concrete porch deck with concrete steps. The façade is three-bays (W-Paired, D, W-Paired) with asbestos shingle siding and corner boards.

The windows are 4/4 wood double hung sash. The entry door is wood with three vertical lights over two horizontal recessed panels. There are wood louvered vents in each gable. Exposed rafter tips are visible.

2. C 517 1st Street c. 1950 Craftsman

One-story, wood frame Craftsman bungalow with a front facing gable roof of asphalt shingles on a concrete foundation. Partial-width, front facing gable roof projecting entry porch supported by decorative metal posts on a concrete porch deck with concrete steps. The façade is three-bays (W, D, W-Paired) with asbestos shingle siding and no corner boards. The windows are 3/1 wood double hung sash. The entry door is wood with three vertical lights over two horizontal recessed panels and has an outer wood screen door. There is a louvered vent in the upper gable. Exposed rafter tips are visible. A shed roof carport supported by decorative metal posts is attached to the left side of the house.

3. C 716 1st Street c. 1910 Queen Anne

One-story, wood frame Queen Anne residence with a gable and hip roof of asphalt shingles on a brick pier foundation with brick infill. Partial-width hip roof projecting entry porch is supported by wood Tuscan columns on a wood porch deck with concrete steps. The façade is three-bays (W-Quadrupled, W-Tripled, D) covered in vinyl siding. The quadrupled windows are made up of four-light casement windows in wood frames. The tripled window unit is made up of 3/1 wood double hung sash. The entry door is wood with three vertical lights over three horizontal recessed panels and a single light transom above. The gable has a pent and fish scale shingle siding with a rectangular wood louvered vent. Eaves are boxed. According to Sanborn Maps there were two porches on either side of the central front facing gable roof bay. The one of the left side has since been enclosed or replaced by an addition somewhere after 1950.

- 4a. C 723 1st Street c. 1910 Queen Anne

One-story, wood frame Queen Anne residence with gable and hip roof of asphalt shingles on a brick pier foundation with brick lattice infill. Partial-width, hip roof wraparound projecting entry porch is supported by wood box columns with capitals on a wood porch deck with concrete steps with brick wing walls with cast stone caps. The porch is screened between the columns over a low wall with wood lap siding. The façade is three-bays (W-Paired, D, W-Paired) with horizontal wood Dutch lap siding and corner boards. The windows are 3/1 wood double hung sash. The entry door is metal clad wood with six projecting panels flanked by four-light sidelights and a six-light transom above. The gable has a pent and decorative scale shingle siding with a decorative circular wood vent. Eaves are boxed.

States Area Neighborhood Historic District

Pike County, Mississippi

Name of Property

County and State

4b. NC Garage (c. 1950) - One-story, wood frame one-car garage with a front facing gable roof of asphalt shingles. The garage is sided in particle board and the garage opening is cased and chamfered with wood barn doors.

2nd Street

5. C 417 2nd Street c. 1945 Ranch

One-story, wood frame Ranch residence with a side facing gable roof of asphalt shingles on a brick foundation. Partial-width, undercut entry porch supported by wood Tuscan columns on a brick deck with brick steps. The façade is three-bays (W, D, W) with board-and-batten siding over a low brick wainscot. The windows are 3/1 wood double hung sash and the entry door is a wood slab. Eaves are boxed. There is a front facing gable roof carport attached to the house by a breezeway that has a masonry block screen. The carport is supported by decorative metal posts on a low brick wall.

6a. C 418 2nd Street c. 1950 Minimal Traditional

One-story, wood frame Minimal Traditional residence with a side facing gable roof of asphalt shingles on a concrete block foundation. Partial-width, front facing gable roof projecting entry porch is supported by wood posts on a concrete deck. The porch is surrounded by a pent metal awning. There is lattice between the posts. The façade is three-bays (W, D, W) with paneled siding. The windows are 2/2 wood double hung sash horizontal divided. The entry door is not visible behind a glass storm door. Eaves are boxed.

6b. NC Carport (c. 1980) - Carport with a front facing gable roof, of metal panels, that is supported by metal poles.

7a. C 419 2nd Street c. 1925 Craftsman

One-story, wood frame altered Craftsman bungalow residence with a gable and hip roof of asphalt shingles on a painted brick foundation. Shed roof projecting entry porch is supported by wood box columns that become a frieze across the porch opening and rest on high painted brick piers with cast stone caps. Wood porch deck with concrete steps. The façade is three-bays (W-Paired, D, W-Tripled) with board-and-batten siding under the porch and asbestos shingle siding on the rest of the house. The paired window unit has 1/1 metal single hung sash windows and the tripled window unit is made up of single light fixed windows. The entry door is metal clad wood with six raised panels. In the gable there is a single light in a wood frame. A front facing gable roof dormer has a central light in a wood frame flanked by equally sized rectangular wood louvered vents. Exposed rafter tips are visible and the wide overhanging eaves are supported by knee braces.

7b. C Garage (c. 1940) - One-story, wood frame one-car garage with a front facing gable of asphalt shingles. The garage is sided in horizontal wood lap siding. The garage opening is not cased and has barn doors with matching siding. There is a small wood panel door in the gable.

States Area Neighborhood Historic District
Name of Property

Pike County, Mississippi
County and State

8. C 519 2nd Street c. 1925 Colonial Revival

One-story, wood frame residence with a side facing gable roof of asphalt shingles on a concrete foundation. Full-width, flat roof projecting entry porch supported by wood Tuscan Columns that becomes a porte cochère and has a front facing gable over the entry area with an arched cut out to the gable. The columns support a heavy entablature with brackets. The porch deck is concrete and has concrete steps. The façade is three-bays (W, D, W) with horizontal wood lap siding with no corner boards. The windows are 9/9 wood double hung sash floor length. The entry door is Queen Anne in style with a single light over one recessed panel. There is an internal brick chimney visible. Exposed rafter tips are visible on the sides. A two-story addition has been added to the rear of the house with a garage on the first floor. The garage door has horizontal panels. Above the garage door on the second floor is a paired window unit with 3/1 wood double hung sash windows. Exposed rafter tips are visible on the addition.

9. C 522 2nd Street c. 1920 Craftsman

One-story, wood frame Craftsman bungalow residence with a front facing gable roof of asphalt shingles on a field stone foundation. Full-width, hip roof projecting entry porch is supported by tapered field stones columns with cast stone caps. Of the four columns one is only partial height. The porch deck is wood and has concrete steps that have field stone wing walls with cast stone caps. The façade is three-bays (W-Paired, D, W-Paired) with asbestos shingle siding and corner boards. The windows are 3/1 wood double hung sash and the entry door is double-leaf with three vertical lights to each door. In the gable is a central three-light window flanked by equally sized vents with lattice. The eaves are wide and overhanging, supported by knee braces, with exposed rafter tips.

10a. C 521 2nd Street c. 1915 No Style

One-story, wood frame residence with a hip on hip roof of asphalt shingles on a brick foundation. Hip roof partial-width projecting entry porch is supported by decorative metal posts on a wood porch deck with concrete steps. The façade is five-bays (W, W, D, W, W) and is covered in vinyl siding. The windows are 2/2 wood double hung sash with applied louvered shutters. The entry door is not visible behind a glass storm door. Eaves are boxed.

10b. NC Carport (c. 1980) - Front facing gable roof carport supported by wood posts.

11. C 525 2nd Street c. 1915 Craftsman

One-story, wood frame Craftsman Bungalow residence with a side facing gable roof of asphalt shingles on a brick foundation. Full-width, shed roof projecting entry porch is supported by decorative metal posts on a wood porch deck with concrete steps. There is a metal railing between the decorative posts. The façade is four-bays (W, D, D, W) covered in vinyl siding. The windows are 5/1 wood double hung sash and the entry doors are wood slabs with three step lights and have metal and glass storm doors. There is a front facing gable dormer with paired five-light windows in wood sash. Eaves are boxed. Attached to the rear of the house are two carports and a garage which has been converted into a room. The converted garage has a front facing gable roof, horizontal wood lap siding and two bays (D, W-Paired). The door is wood

States Area Neighborhood Historic District

Pike County, Mississippi

Name of Property

County and State

with five recessed panels and the windows are 1/1 metal single hung sash. Attached to the garage is a shed roof addition sided in metal panels.

12a. C 526 2nd Street c. 1920 Craftsman

One-story, wood frame Craftsman bungalow residence with a gable and hip roof of asphalt shingles on a brick pier foundation with brick infill covered in stucco. Partial-width shed roof wraparound projecting entry porch supported by tapered stucco piers with caps. In between the piers is a low stucco wall with a cast stone cap. There is a wood porch deck with concrete steps flanked by stucco covered wing walls with cast stone caps. The façade is six-bays (W, W, W-Paired, D, W-Paired, W) covered in vinyl siding. Windows are 12/1 wood double hung sash. The entry door is wood with twelve lights and has an eight light sidelight to the right. Above the door and sidelight is a six light transom. There is a front facing gable roof dormer with an arched louvered vent. Eaves are boxed.

12b. NC Carport (c. 1980) - Front facing gable roof carport, with metal roof panels, supported by metal poles.

3rd Street

13a. PL 302 3rd Street c. 1894 Queen Anne

"Theosa" or William Fredrick Holmes House

Two-and-a-half story, wood frame Queen Anne residence with a gable and hip roof of asphalt shingles on a painted brick foundation. The house is asymmetrically massed with a three-story round corner tower with conical roof. There is partial-width, hip roof wrap around projecting entry porch supported by Roman Ionic columns on a wood porch deck with concrete steps that have concrete wing walls with cast stone caps. The portion of the porch at the steps has a slightly stepped forward front facing gable with pent and raised medallion in the gable. The house is sided in thin strip horizontal wood lap siding with corner boards. The first floor is four-bays (W, D, W, W). The window on the left is a wood double hung sash with the upper sash having diamond divisions in a Queen Anne style and the lower sash is a single-light. The other windows are 1/1 wood double hung sash. The entry door is in a recess with paneled walls and a mosaic tile floor. The door is wood with a single-light with matching sidelights and a beveled transom above. The second floor is six-bays (W, W, W, W, W, W). All of the windows except the one third from the right are 1/1 wood double hung sash. The other window is a decorative-mullioned lozenge window in a wood sash. The front facing gable has a pent and a Palladian window with multi pane lights. There is also a front facing barrel vault roof dormer with a paired 4/4 wood double hung sash windows. The tower at the roof level has two 1/1 wood double hung sash windows and shingle siding. Eaves are boxed with heavy frieze board. Listed individually on the National Register of Historic Places on 3/22/04.

13b. C Garage (c. 1940) - Two-story, wood frame garage with an apartment above that has a side facing gable roof of asphalt shingles. The first level has three openings separated by wood box columns with the center opening smaller than the other two, which are wide enough for cars. Those openings have been covered with lattice and plastic sheeting. The façade on the second floor is three-bays (W-Paired, W-Paired, W-Paired) with horizontal wood Dutch lap

States Area Neighborhood Historic District

Pike County, Mississippi

Name of Property

County and State

siding and corner boards. The center window has been boarded over; however, the other windows have not and are 6/6 wood double hung sash.

14a. C 310 3rd Street c. 1895 Queen Anne

One-story, wood frame Queen Anne residence with a cross-gable roof of asphalt shingles on a brick foundation. Shed roof, partial-width projecting entry porch supported by tapered wood columns on brick piers with cast stone caps on a wood porch deck with concrete steps. The porch has been altered in the Craftsman style. The façade is six-bays (W, W, D, W, W, W) with horizontal wood lap siding and corner boards. The windows are 2/2 wood double hung sash. The front facing gable roof projection has chamfered corners. The gable has a pent and decorative shingle scale siding with a rectangular wood louvered vent. Eaves are boxed.

14b. NC Garage (c. 1930) - One-story, wood frame garage with a front facing gable roof of asphalt shingles on a concrete foundation. The cased opening for the garage is covered with plastic. The siding is horizontal wood lap except for the gable which has vertical panels.

15a. C 316 3rd Street c. 1915 Craftsman

One-story, wood frame residence with a side facing gable roof of composition shingles on a painted brick foundation. Full-width, undercut entry porch supported by paired wood box columns on a wood porch deck with concrete steps. Between the columns is a wood railing. The façade is four-bays (W, W, D, W) covered in vinyl siding. The windows are 1/1 wood double hung sash. The entry door is wood with an arched upper leaded light over four projecting panels. The door is flanked by 1/1 wood double hung sash windows and over the door is a single light transom. There is an outer metal security door. There are two matching hip roof dormers each with two three-light wood sash windows. Eaves are boxed.

15b. C Outbuilding (c. 1930) - One-story, wood frame outbuilding with a hip roof of composition shingles. Partial-width, hip roof projecting entry porch is supported by wood posts on a wood porch deck. The façade is four-bays (W, W, D, W) with horizontal wood Dutch lap siding and corner boards. The window on the far left is four-lights in a wood sash. The other windows are 4/4 wood double hung sash. The entry door is wood with four recessed panels. Exposed rafter tips are visible.

16a. C 415 3rd Street c. 1920 No Style

One-story, wood frame residence with a gable-on-hip roof of asphalt shingles on a brick pier foundation. Partial-width, hip roof projecting entry porch is supported by wood Tuscan columns on a wood porch deck with a concrete step. The façade is three-bays (W, D, W) covered in vinyl siding. The windows are 2/2 wood double hung sash with applied louvered shutters. The entry door is a wood slab with three stepped lights and has an outer metal security door. There is a covered vent in the gable. Eaves are boxed.

16b. C Garage (C 1940) - One-story, frame two-car garage with a front-facing gable roof asphalt shingles. The garage is sided in vinyl. The garage openings have double-leaf barn doors.

States Area Neighborhood Historic District

Pike County, Mississippi

Name of Property

County and State

17a. C 416 3rd Street c. 1940 Minimal Traditional

One-story, wood frame Minimal Traditional residence with a side facing gable roof of asbestos shingles on a brick foundation. Partial-width, front facing gable roof projecting entry porch supported by paired wood posts with capitals on a concrete deck with concrete steps. The façade is five-bays (W-Paired, D, W, W, W-Paired) with asbestos shingle siding and no corner boards. The windows are 6/6 wood double hung sash. The entry door is wood with a four-light fan light over four recessed panels. There is a three-light transom over the door. There are two front facing gable roof dormers with pents and wood louvered vents. Eaves are boxed.

17b. C Garage (C 1940) - One-story, wood frame one-car garage with a front facing gable roof of asphalt shingles on a concrete foundation. The garage is sided in asbestos shingles with corner boards. The opening for the garage is cased. There is a three-light wood sash window in the gable.

18. C 421 3rd Street c. 1915 No Style

One-story, wood frame residence with a side facing gable roof of asphalt shingles on a brick foundation. Partial-width, hip roof entry porch supported by metal fluted columns on a concrete deck with concrete steps that have brick wing walls with cast stone caps. The façade is five-bays (W, W, D, W, W) with shingle siding and corner boards. The windows are 2/2 metal single hung sash and have security bars over them. The entry door is a wood slab with two upper lights and has an outer metal security door. Eaves are boxed.

19a. C 424 3rd Street c. 1910 Craftsman

Two-story, wood frame Craftsman residence with a gable-on-hip roof of composition shingles on a rusticated cast stone block foundation with metal vents. Full-width undercut double gallery porch is supported by paired wood box columns on a rusticated cast stone block pier with cast stone caps. Wood porch deck with concrete steps and rusticated cast stone block wing walls with cast stone caps. The first floor of the porch has a wood balustrade. The second floor of the porch has been enclosed with windows. The first floor façade is two-bays (W-Paired, D) with asbestos shingle siding with corner boards. The windows are 2/2 wood double hung sash and the entry door is wood with six recessed panels and is flanked by six-light sidelights in a Craftsman pattern. Above the sidelights and door is a six-light transom. The second floor has two-bays (W-Tripled, W-Tripled) with 2/2 wood double hung sash windows in between the porch columns. There is a cantilevered hip roof projection that surrounds the first floor porch. There is an external brick chimney visible. Eaves are boxed. According to Sanborn maps the porch changed shape between 1913 and 1918 when it may have been remodeled into the current Craftsman style.

19b. C Outbuilding (c. 1950) - One-story, wood frame Minimal Traditional outbuilding with a side facing gable roof of asphalt shingles on a brick foundation with metal vents. Partial-width, undercut entry porch is supported by wood box columns on a concrete deck with concrete steps. The façade is three-bays (W-Paired, D, W-Paired) with asbestos shingle siding and corner boards. The windows are 6/6 wood double hung sash and the entry door is wood with four upper lights over four recessed panels and has an outer metal and glass storm door. Exposed rafter tips are visible.

States Area Neighborhood Historic District
Name of Property

Pike County, Mississippi
County and State

20a. C 430 3rd Street c. 1900 Free Classic Queen Anne
One-story, wood frame Free Classic Queen Anne residence with a gable and hip roof of asphalt shingles on a painted brick pier foundation with lattice between the piers. Partial-width, undercut entry porch is supported by wood Tuscan columns on a wood porch deck with concrete steps flanked by concrete wing walls. The façade is six-bays (W, W, W, D, D, W) with horizontal wood lap siding and corner boards. The windows are 1/1 wood double hung sash. The main entry door on the left is not visible behind a wood screen door. The door is flanked by sidelights with a single light over a single projecting panel. The door and sidelights have a three-light transom above. The other door is wood with a single light and has an outer wood screen door. The gable bay has chamfered corners with brackets with scroll work that have circular medallions. The gable has a pent and decorative scale shingle siding and a diamond light wood sash window. There is a front facing gable roof dormer with a pent and paired diamond light windows. Eaves are boxed.

20b. NC Outbuilding and Carport (c.1960) - One-story, wood frame outbuilding with front facing gable roof of asphalt shingles and a carport supported by wood posts. The façade has two-bays (W, D) with wood lap siding. The window is 1/1 wood double hung sash with applied paneled shutters. The door is not visible.

21. C 431 3rd Street c. 1910 Queen Anne
One-story, wood frame modified Queen Anne residence with a gable-on-hip roof of asphalt shingles on a brick foundation. Partial-width, and wraparound hip roof entry porch supported by wood posts on a wood porch deck. The façade is four-bays (W-Paired, D, W-Paired, D) covered in vinyl siding. The windows are 2/2 metal single hung sash. The doors are metal clad wood with a leaded glass upper light over two vertical panels. There is a 6/6 metal single hung sash window in the gable which also has a pent. Eaves are boxed and have wide frieze boards.

22. C 501-5033rd Street c. 1873 Italianate
One-story, wood frame Italianate duplex residence with a front facing gable roof of asphalt shingles. There are two small cantilevered front facing gable roof entry porches over each front door. The façade on the first floor is three-bays (D, W, D) and has vertical panel siding with triangular panels attached in a row above the doors and window. The window is segmental arched and is 4/4 wood double hung sash with applied louvered shutters. The entry doors are wood slabs and appear to have been inserted in a larger opening as the siding around the doors is horizontal and in a framed opening. The second floor is three-bays (W, W, W) with horizontal wood lap siding with corner boards. The windows are segmental arched and are 4/4 wood double hung sash. The gable has a segmental arched wood louvered vent. The wide overhanging eaves are boxed and supported by curved brackets. The frieze under the eaves has applied wood circles with the centers cut out.

23. C 507 3rd Street c. 1920 Craftsman
One-story, wood frame Craftsman bungalow with a side facing gable roof of asphalt shingles on a brick pier foundation with brick infill with metal vents. Partial-width, front facing gable roof projecting entry porch supported by large battered wood box columns on brick piers with cast

States Area Neighborhood Historic District

Pike County, Mississippi

Name of Property

County and State

stone caps. The two center brick piers originally had no supports above, but now have wood posts. The porch deck is wood and has concrete steps flanked by brick wing walls with cast stone caps. Between the outer piers and the center piers is a low wall with horizontal wood lap siding. The façade is three-bays (W-Paired, D, W-Paired) with horizontal wood lap siding and corner boards. The windows are 4/1 wood double hung sash and the entry door is wood with twelve lights and an outer storm door. The eaves are wide, boxed, and supported by knee braces.

24a. C 510 3rd Street c. 1920 Craftsman

One-story, wood frame Craftsman bungalow with a hip roof of asphalt shingles on a brick foundation. Partial-width, front facing gable projecting entry porch supported by tapered wood posts on brick piers with cast stone caps. Wood porch deck with concrete steps flanked by brick wing walls with cast stone caps. There is a center brick pier with a cast stone cap and no support above. In the gable of the porch is a rectangular wood louvered vent. The façade is four-bays (W-Paired, D, W-Paired, W). The windows are 3/1 wood double hung sash and the entry door is a wood slab. Exposed rafter tips are visible along with an external brick chimney.

24b. NC Garage (c. 1940) - One-story, one-car wood frame garage with a front facing gable roof of metal panels. The siding is also metal panels and there is a single opening with a double-leaf barn door, also of metal panels.

25. NC 509 3rd Street c. 1920 Craftsman

One-story, wood frame Craftsman bungalow which has been heavily modified, with a gable-on-hip roof of asphalt shingles and a brick foundation. It appears as if the front porch has been enclosed or an addition has been made to the front of the house. The façade is five-bays (W, W, D, W, W) with vertical panel siding over an elongated rough brick wainscot on the front a horizontal wood lap siding on the sides and in the upper gable. The windows are a single-light fixed glass and the entry door is wood with four upper lights over four recessed panels and has an outer metal screen door. There are concrete steps to the front door. The eaves are wide and boxed, supported by knee braces. There is one internal brick chimney visible piercing the roof.

26. C 519 3rd Street c. 1900 Queen Anne

One-story, wood frame Queen Anne residence with a double gable-on-hip of composition shingles on a brick pier foundation with brick infill. Partial-width, hip roof wraparound projecting entry porch roof supported by wood tapered columns on brick piers with cast stone caps. Wood porch deck with concrete steps flanked by brick wing walls with cast stone caps. The porch has been modified in the Craftsman style. The façade is five-bays (W-Paired, D, W, W, W) with horizontal wood Dutch lap siding and corner boards. The paired floor length windows are 1/2 wood double hung sash and the other windows are 1/1 wood double hung sash. The entry door is wood with six recessed panels and has flanking sidelights with two lights over a single recessed panel. The front facing gable projection on the right has chamfered corners with decorative scroll brackets. Both gables have pents and fish scale shingle siding with a circular decorative wood vent. Eaves are boxed, except on the porch which has exposed rafter tips.

States Area Neighborhood Historic District

Pike County, Mississippi
County and State

Name of Property

27. C 524 3rd Street c. 1900 Queen Anne

One-story, wood frame Queen Anne residence with a gable-on-hip roof of asphalt shingles on a brick pier foundation with brick infill with metal vents. Partial-width, hip roof projecting entry porch supported by paired, slightly tapered, wood box columns with capitals that rest on brick piers with cast stone caps. Wood porch deck with concrete steps. The façade is six-bays (W, W, W, D, W, W) with asbestos shingle siding and corner boards. The three windows on the left are 2/2 wood double hung sash and the other two windows are covered with closed louvered shutters. The entry door is wood with three vertical lights and has flanking sidelights with a single light over a recessed panel. Above the door and sidelights is a three-light transom. The gable roof projection has chamfered corners with decorative brackets and spindle work frieze. The gable has a pent and a rectangular wood louvered vent. There is a front facing gable roof dormer with exposed rafter tips that has a tripled window unit of 9/1 wood double hung sash and a rectangular wood louvered vent. Eaves are boxed.

28a. C 529 3rd Street c. 1900 Free Classic Queen Anne

One-and-a-half story Free Classic Queen Anne residence with a hip roof of asphalt shingles on a brick foundation. Full-width hip roof wraparound projecting entry porch supported by Ionic columns on a wood porch deck with concrete steps flanked by brick wing walls with cast stone caps. The façade is five-bays (W, W, D, W, W) with horizontal wood Dutch lap siding and corner boards. The windows are 1/1 wood double hung sash with applied louvered shutters. The entry door is wood with a single light over two projecting panels and is flanked by sidelights with two lights over a projecting panel and a three-light transom above. There is a large front facing gable roof dormer with a tripled window unit of 1/1 wood double hung sash windows with applied louvered shutters. The gable of the dormer has a pent and in the gable is sunburst pattern to the siding. Eaves are boxed and have wide frieze boards.

28b. NC Outbuilding (c. 1970) - One-story, wood frame outbuilding with a side facing gable roof of asphalt shingles. The façade is three-bays (W, D, W) covered in vinyl siding. The windows are 1/1 metal single hung sash with applied louvered shutters. The entry door is metal clad wood with nine panels.

29a. C 530 3rd Street c. 1900 Queen Anne

One-story, wood frame Queen Anne residence with a double gable-on-hip roof of diamond pattern asbestos shingles on a painted brick foundation. Partial-width, hip roof wrap around projecting entry porch supported by wood box columns that curve up into a frieze over the porch opening and rest on high brick piers with cast stone caps. There is square wood balustrade between the brick piers. Wood porch deck with concrete steps. The porch has been modified or replaced in the Craftsman style. The façade is five-bays (W-Triples, D, W, W, W) with horizontal wood Dutch lap siding and corner boards. The windows are 2/2 wood double hung sash. The entry door is wood with ten lights in a Craftsman pattern flanked by sidelights with six lights, also in a Craftsman pattern. There is a four-light transom above the door and sidelights. The front facing gable projection on the right has chamfered corners with decorative scroll brackets. Both gables have pents and decorative scale shingle siding with a circular decorative wood vent along with bargeboard at the gable with a half circle opening. Eaves are boxed, except on the porch which has exposed rafter tips.

States Area Neighborhood Historic District
Name of Property

Pike County, Mississippi
County and State

29b. C Garage (c. 1930) - One-story, two-car garage with a hip roof of asphalt shingles on a concrete foundation. There are two cased openings for the garage which has horizontal wood Dutch lap siding with corner boards. The roof has exposed rafter tips.

30a. C 606 3rd Street c. 1930 Classical Revival
Two-story, wood frame Classical Revival residence with a side facing gable roof of composition shingles on a brick foundation. Partial-width, two-story shed roof projecting entry porch supported by two-story Tuscan columns on a brick porch deck with brick steps. The columns support an entablature. There is a one-story addition to the right side of the house, also with a side facing gable roof. The façade on the first floor is six-bays (W, W, D, W, W, W) with horizontal wood Dutch lap siding and corner boards. The first four windows are 6/9 wood double hung sash with applied paneled shutters and the other window is 6/6 wood double hung sash also with applied paneled shutters. The entry door is wood with six recessed panels flanked by sidelights that have leaded glass lights and is topped by a leaded glass segmental arched fan light. The second floor is five-bays (W, W, W-Tripled, W, W). The individual windows are 6/6 wood double hung sash and the tripled window has a central 6/6 wood double hung sash window flanked by 4/4 wood double hung sash windows. Eaves are boxed.

30b. NC Garage (c. 1970) - One-story, two-car garage with a front facing gable roof of asphalt shingles. One cased opening with a metal forty-panel garage door. The garage is sided in horizontal wood Dutch lap siding. There is a circular wood vent in the gable with decorative cut outs.

31a. C 614 3rd Street c. 1930 Tudor Revival
One-story, brick veneer Tudor Revival residence with a side facing clipped gable roof of clay barrel tiles on a brick foundation. No entry porch; however, there is a front facing gable roof over the entry door with timbering in the gable. There is also a tiled stoop in front of the door with tiled steps. The façade is five-bays (W-Tripled, D, W-Tripled, W, W). The tripled windows are paired eight-light wood casements with four-light transoms above. The individual windows are 6/1 wood double hung sash. Between the individual windows is a small gable parapet with cast stone cap and a small arched six-light window. The entry door is a wood slab with a center leaded light and is surrounded by a cast stone frame that has a pointed arch. There is one internal chimney visible piercing the roof. Eaves are boxed.

31b. C Outbuilding and Carport (c. 1930) - One-story, brick veneer outbuilding with a front facing gable roof carport. The gable of the carport has timbering and is supported by wood posts. The outbuilding to the rear of the carport has a quadrupled window unit with fixed windows that have ten lights and a wood panel below. Eaves are boxed.

32. C 615 3rd Street c. 1930 Minimal Traditional
One-story, wood frame residence with a cross-gable roof of asphalt shingles on a brick foundation. Partial-width, front facing gable roof undercut entry porch that is supported by a wall on a concrete deck with a concrete step. The façade is two-bays (W, W-Paired) with horizontal wood lap siding with corner boards. The single window is a single light in a wood frame. The

States Area Neighborhood Historic District

Name of Property

Pike County, Mississippi

County and State

paired window is made up of 6/6 wood double hung sash windows with applied louvered shutters. The entry door faces the side of the undercut entry and is wood with fifteen lights. The main front facing gable has a 4/4 wood double hung sash window with a four-light fan light above and applied louvered shutters. Eaves are boxed.

33a. C 619 3rd Street c. 1910 Tudor Revival

One-and-a-half story wood frame residence with a hip roof of composition shingles on a brick foundation. Partial-width, hip roof projecting entry porch, with a front facing gable roof in the center that has a cutout arch in the gable, is supported by wood box columns on a wood porch deck. The façade is three-bays (W, D, W) with horizontal Dutch lap wood siding with corner boards. The windows are 6/6 wood double hung sash with panels below. The entry door is double-leaf with a single light and a single light transom above. There is a front facing gable roof dormer with timbering in the gable and tripled window unit. The central window has an x-pattern division within four boxed divisions and is flanked by diamond pane windows. Eaves are boxed.

33b. NC Outbuilding (c. 2005) - One-story, wood frame outbuilding that has a front facing gable roof of asphalt shingles. The visible side has a tripled window unit in the gable that matches the one in the gable on the main house. The outbuilding is sided in horizontal wood lap siding. An undercut porch is visible on the side supported by wood box columns.

34a. C 620 3rd Street c. 1910 Classical Revival

Dr. William Neville House

Two-story, brick veneer Classical Revival residence with a gable and hip roof of composition shingles on a brick foundation. Double gallery flat roof wraparound and projecting entry porch is supported by two-story fluted Ionic columns on a tiled porch deck with tiled steps and tiled wing walls. The second floor porch deck is wood and there are turned balustrades between the columns. The columns support a heavy entablature with dentil molding. The façade of the first floor is three-bays (W, D, W) with 1/1 wood double hung sash windows. The entry door is a wood slab with an upper beveled light with nine divisions and is flanked by matching three-light sidelights. The door and sidelights are framed in wood and have a projecting entablature with a central arch. The second floor is two-bays (W, D) and the window is 1/1 wood double hung sash. The door is wood with a single light and transom above. There is an outer wood screen door. The windows on both floors have a cast stone keystone lintel. The front facing gable roof has an arched fan light and stucco siding. There is a one-story porte cochère attached to the right side of the porch and has details that match the two-story porch. Eaves are boxed and have a wide frieze board under the eave. According to a historic postcard this house was the home of Dr. William Neville and it was originally clad in wood lap siding and had a roof balustrade above the second floor of the porch. According to Sanborn Maps the house veneered in brick after 1925.

34b. NC Garage (c. 1970) - Brick veneer, three-car garage with a hip roof of composition shingles. There are two openings, one for a single car and the other for two cars. The single opening is filled with a panel and the two-car opening has a metal panel door.

34c. C Outbuilding (c. 1940) - One-story, brick veneer outbuilding with a side facing gable roof of composition shingles. The façade has four-bays (W, W, D, D). The windows are

States Area Neighborhood Historic District

Pike County, Mississippi
County and State

Name of Property

2/2 wood double hung sash and the doors are not visible. Exposed rafter tips are visible along with a tall brick chimney.

35. NC 621 3rd Street c. 1920 No Style

One-story, wood frame residence with a hip roof of metal panels on a painted brick foundation. Partial-width front facing gable roof projecting entry porch is supported by wood box columns on a wood porch deck. The façade is four-bays (W-Paired, D, W-Paired, W-Paired) covered in vinyl siding. The windows are 4/1 metal single hung sash with security bars. The entry door is not visible behind a metal security door. Eaves are boxed.

36a. NC 630 3rd Street

The house was destroyed by a fire; however, the garage and an outbuilding survived.

Garage (c. 1940) - One-story, wood frame garage with a hip roof of diamond pattern asbestos shingles. One large cased opening for two cars that has a metal garage door with thirty-two projecting panels. The siding is horizontal Hardiplank with corner boards. There is large round metal vent that projects from the hip of the roof.

36b. NC Outbuilding (c. 1980) - One-story, wood frame outbuilding with a side facing gable roof of corrugated asbestos roof panels with a ridge cap on a brick foundation. The façade is one-bay (W-Paired) with horizontal wood lap siding. The window are 1/1 metal single hung sash. The entry door faces the side.

37a. C 704 3rd Street c. 1910 Queen Anne

One-story Queen Anne house with steep hip roof, front and rear lower cross gable and partial-width front porch. The porch's hipped roof is supported by boxed posts with molded capitals. The primary facade is divided into three bays (W; D; W). The front door is partially glazed and features shallow carving and applied moldings in the Eastlake style. It is topped by a two-pane transom. The casing of the window to its right extends down to the porch floor. Beneath the window is a wood panel with an applied lozenge framed by a molding. This treatment gives the appearance of a jib window, but it does not appear that the bottom panel actually opens. All of the primary windows of the house are replacement two-over-two sash. The front gable has a pent roof and a rectangular vent with decoratively curved louvers. The house rests on a brick pier foundation with brick chainwall infill. It is clad with wood novelty siding and the roof is covered with asphalt shingles. A one-room addition to the northwest corner features wooden casements.

37b. C Garage - Wood-frame, gable-front, two-bay garage without doors, clad in plain weatherboards.

38a. C 719 3rd Street 1957 Art Moderne, International

Central Baptist Church Educational Building

Prescott Sherman, Sherman Construction Co., contractor

Built in 1957, the three-story, brick educational building displays International Style influence with a hint of Art Moderne despite modifications. It is a brick veneer building with a flat roof. On the east elevation, its second and third floor aluminum awning windows are sandwiched between two ledges that lend the impression of a ribbon window that wraps around the front

States Area Neighborhood Historic District

Pike County, Mississippi

Name of Property

County and State

corner of the building. The treatment is repeated on the west elevation, but without the wrapping corner. The front entrance is set at the intersection of the two offset rectangles that form the plan. Its chamfered corner recalls the curves of the Art Moderne. Alterations at the front entrance include a change in brickwork, a closed and stuccoed over entrance, and two three-story replacement windows. An entrance porch with vinyl sided eaves was also added to the front of the west elevation where it meets the new wing. The rear of the building has the same aluminum awning windows without the ledges. A vehicular canopy and replacement picture window are changes to the rear.

38b. NC Central Baptist Church Sanctuary 1973 Wrightian

Prescott Sherman, Sherman Construction Co., contractor

Ragland Watkins, Architect

The 1973 church design reflects a later era of modern design from the adjacent building. It replaced a 1922 edifice, the cornerstone for which is preserved outside of the new building. Although its light colored pebbledash walls topped by a ribbon of clerestory windows do not depart far from the International Style, its very deep eaves, and use of clear coated wood give it a distinctly more Wrightian aesthetic. In fact, its pyramidal roof, surmounted by a spire is reminiscent of Wright's First Christian Church, begun in 1971 and completed in 1973, the same year as the Central Baptist Church. The later church and earlier building are connected by a wing that draws on the materials and design of both. It is one-story, flat roofed and built of brick and pebbledash with aluminum windows.

4th Street

39. C 108 4th Street, South c. 1930 Craftsman

One-story, wood frame Craftsman style residence with a side facing gable roof of composition shingles on a brick foundation with brick vents. A partial-width, front facing gable roof projecting entry porch is supported by wood tapered columns on brick pedestals with cast stone caps. The porch deck is wood and there is a metal railing between the pedestals. The gable of the porch has a wood louvered vent. The façade is three-bay (W-Tripled, D, W-Paired) with horizontal wood shiplap siding and corner boards. The windows are 3/1 wood double hung sash. The entry door is wood with three lights over three horizontal recessed panels and has a metal and glass storm door. There is a brick chimney piercing the roof on the left side of the house. Exposed rafter tips are visible.

40. C 110 4th Street, South c. 1960 Ranch

One-story, brick veneer Ranch style residence with a hip roof of asphalt shingles on a brick foundation with brick vents. There is no entry porch, just a slight recess for the entry door. The façade is four-bay (W, W, D, W-Tripled). The windows are 2/2 metal single hung sash with applied louvered shutters. The entry door is wood with six recessed panels. Eaves are boxed.

41. NC 114 4th Street, South c. 1990 No Style

One-story, brick veneer building with a side facing gable roof of asphalt shingles on a brick foundation. A full-width, shed roof entry porch is supported by brick columns. The façade is

States Area Neighborhood Historic District

Pike County, Mississippi

Name of Property

County and State

five-bay (W, W, D, W, W). The windows are 6/6 metal single hung sash. The entry door is wood with a central light surrounded by nine raised panels. Eaves are boxed.

42a. C 115 4th Street, South c. 1930 Craftsman

One-story, wood frame residence with a hip roof of asphalt shingles on a brick foundation that was converted into a commercial space. This has resulted in a severe loss of integrity, but it is possible that the building could be restored to its original appearance. The façade is three-bays (D, W, W-Paired) with a combination of wood paneling and horizontal wood lap siding. The entry door is wood with 9 lights in a Craftsman pattern. The single window unit is a picture window with 24 lights in a metal frame. The paired windows are 3/1 wood double hung sash. Over the door and the picture window is a front facing gable that has a louvered vent in the peak of the gable. Concrete steps lead from the door to the sidewalk and has a metal railing. Eaves are boxed on the front and sides exposed rafter tips are visible.

42b. NC Outbuilding (c. 1960) - One-story, wood frame former garage with a front facing gable of asphalt shingles that has been enclosed for a storage or office space. The front façade has two-bays (W, D) with panel siding. The sides and rear of the building have wood lap siding. The window has a single light in a wood frame. The door is a wood slab.

43. C 215 4th Street, South c. 1950 Ranch

One-story, wood frame Ranch with a side facing gable roof of asphalt shingles on a brick foundation. The façade is four-bays (Carport, W, D, W-Tripled) with Masonite siding with corner boards. The carport is undercut and is supported by decorative metal posts. The single window is a 3/1 wood double hung sash window. The tripled window has a central picture window flanked by 3/1 wood double hung sash windows. The entry door is a wood slab and there is a concrete stoop in front of the door.

44. C 217 4th Street, South c. 1930 Craftsman

One-story, wood frame Craftsman bungalow with a side facing clipped gable roof of asphalt shingles on a brick foundation. The partial-width cantilevered projecting entry porch with a clipped gable roof is supported by knee braces. There is a concrete stoop and step. The façade is three-bays (W-Paired, D, W-Paired) with horizontal wood Dutch lap siding with corner boards. The windows are 3/1 wood double hung sash and the entry door is wood with 12 lights and has an outer glass storm door. Exposed rafter tips are visible.

45a. C 218 4th Street, South c. 1940 Minimal Traditional

One-story, wood frame residence with a side facing gable roof of asphalt shingles on a painted brick foundation with brick vents. A partial-width, front facing gable roof projecting entry porch is supported by a wall with an arched opening. There is a concrete porch deck with concrete steps. The façade is three-bay (W, D, W-Tripled) with vinyl siding. The windows are 6/6 wood double hung sash with pent metal awnings. The tripled window unit is in a front facing gable roof projection. The entry door is metal clad wood with a fan light over four raised panels. Eaves are boxed.

States Area Neighborhood Historic District

Pike County, Mississippi

Name of Property

County and State

45b. C Garage (c. 1950) - One-story, wood frame garage with a front facing gable roof of asphalt shingles and horizontal wood lap siding without corner boards. There is a cased opening for a single car.

46. C 219 4th Street, South c. 1895 Queen Anne
One-story, wood frame residence with a cross-gable roof of asphalt shingles on a brick foundation. The partial-width hip roof projecting entry porch is supported by wood turned columns with brackets on a wood porch deck with brick steps. The façade is three-bays (W, D, W) with horizontal wood lap siding. The window on the left is a 6/6 wood double hung sash and the other window is a 1/1 metal single hung sash with applied louvered shutters. The entry door is metal clad wood door with six projecting panels, and outer wood screen door and transom above that is covered. Exposed rafter tips are visible on the porch and the rest of the house has boxed eaves.

47a. C 220 4th Street, South c. 1915 Queen Anne, Craftsman
One-story, wood frame residence with a hip roof of asphalt shingles on a painted brick pier foundation with concrete infill and metal vents. A partial-width, hip roof projecting entry porch is supported by wood tapered columns on tapered brick pedestals with cast stone caps. The porch deck is wood with concrete steps that have brick wing walls with cast stone caps. Between the pedestals is a wood balustrade. The façade is two-bay (D, W-Tripled) with asbestos shingle siding. The window unit has a central 2/2 wood double hung sash flanked by 1/1 wood double hung sash and is in a front facing gable roof projecting bay with a pent roof and wood triangular louvered vent in the gable. The entry door is a wood slab with a single light and is flanked by sidelights with nine lights in a Craftsman pattern and a six light transom above. There is also a transom above the door with six lights. The sidelights and transoms are painted over. There is a front facing gable roof dormer with a wood triangular louvered vent. Eaves are boxed on the main house and the porch has exposed rafter tips visible. The porch appears to have been a later alteration to the house.

47b. C Garage (c. 1940) - One-story, wood frame garage with a hip roof of asphalt shingles and wood panel siding. There is an opening for a single car.

48. C 224 4th Street, South c. 1925 Craftsman
One-story, wood frame Craftsman style residence with a double front facing clipped gable roof of asphalt shingles on a brick pier foundation with brick lattice infill. A partial-width, shed roof projecting entry porch is supported by short wood tapered columns on brick pedestals. There is a low horizontal vinyl sided wall acting as a balustrade with screening above. The façade is three-bay (W-Paired, D, W-Paired) with vinyl siding. The windows are 3/1 wood double hung sash. The entry door is metal clad wood with fifteen lights. The window unit on the left is under the lower front facing clipped gable roof projection. The upper gable has a wood vent with a lattice panel. Wide overhanging eaves have exposed rafter tips and knee braces.

49. C 225 4th Street, South c. 1910 Free Classic Queen Anne
One-story, wood frame Free Classic Queen Anne with a cross-gable roof of asphalt shingles on a brick foundation with brick vents. The partial-width projecting hip roof entry porch is supported

States Area Neighborhood Historic District

Pike County, Mississippi

Name of Property

County and State

by wood Tuscan columns on a concrete porch deck with concrete steps. The façade is three-bays (W, D, W) with horizontal wood lap siding with corner bards. The windows are 1/1 wood double hung sash with applied louvered shutters. The entry door is metal clad wood door with six projecting panels, an outer metal screen door and single light transom. In the gable above the pent is fish scale shingle siding. Eaves are boxed.

50. C 229 4th Street, South c. 1910 Queen Anne

One-story, wood frame former Queen Anne that has been modified with new siding, roof and windows. The cross-gable roof is metal panels. The foundation is brick. The partial-width projecting hip roof entry porch is supported by wood box columns on a concrete porch deck that is at ground level. There are brick steps that go to the entry door from the concrete deck. The façade is three-bays (W, D, W-Paired) with board-and-batten siding with corner bards. The single window is a 9/6 metal single hung sash and the paired window unit is made up of 6/4 metal single hung sash. The windows have applied louvered shutters. The entry door is metal clad wood door with six projecting panels, and single light transom. Above the pent of the front facing gable is a 6/6 wood double hung sash window. Eaves are boxed.

51a. C 234 4th Street, South c. 1872, 1925 Greek Revival, Craftsman

One-story, wood frame center-hall residence with a side facing gable roof of asphalt shingles on a brick pier foundation with brick infill and metal vents. A full-width, shed roof porch is supported by Craftsman style tapered wood box columns on brick pedestals with cast stone caps. The porch deck is wood with concrete steps which have brick wing walls with cast stone caps. The façade is three-bay (W, D, W) with asbestos shingle siding. The windows are 6/9 wood double hung sash and are floor length. The entry door is wood with nine lights over two raised panels and is flanked by sidelights with three lights over a single raised panel. There is a transom above the door and sidelights with three lights. The door, sidelights and transom are in a tapered Greek Revival surround, as are each of the flanking windows. A shed roof addition to the rear right side of the house has a paired window unit with 6/6 wood double hung sash. There is a front facing Craftsman style gable roof dormer with two fixed windows with six lights each. There is a brick chimney piercing the roof near the right end of the house. Eaves are boxed.

51b. C Garage (c. 1950) - One-story, wood frame garage with a side facing gable roof of asphalt shingles. The garage is sided in vertical wood panel siding. The façade with the garage door faces Louisiana Avenue and has a wood board-and-batten garage door.

52. C 310 4th Street, South c. 1925 Craftsman

One-story, wood frame Craftsman style residence with a side facing gable roof of asphalt shingles on a brick foundation. A full-width, shed roof projecting entry porch is supported by tapered wood box columns on painted brick pedestals with cast stone caps. There is a low brick wall with cast stone caps between the pedestals. The porch deck is wood with concrete steps which have brick wing walls with cast stone caps. The façade is four-bay (W-Paired, D, D, W-Paired) with asbestos shingle siding. The windows are 3/1 wood double hung sash. The door on the left has been paneled over and the door on the right is metal clad wood with an oval light and two raised panels. There is a front facing gable roof dormer with a tripartite wood louvered vent.

States Area Neighborhood Historic District

Name of Property

Pike County, Mississippi
County and State

There is a painted brick chimney piercing the roof near the right end of the house. Wide overhanging eaves have exposed rafter tips.

53a. C 314 4th Street, South c. 1925 Craftsman

One-story, wood frame Craftsman style residence with a side facing gable roof of metal panels on a brick foundation. A full-width, shed roof projecting entry porch is supported by tapered wood box columns on painted brick pedestals with cast stone caps. There is a low brick wall with cast stone caps between the pedestals. The porch deck is wood with concrete steps which have brick wing walls with cast stone caps. The façade is three-bay (W-Paired, D, W-Paired) with asbestos shingle siding. The windows are 9/1 wood double hung sash. The door is wood with twelve lights. There is a front facing gable roof dormer with a tripled window unit with fixed windows with six lights each. Wide overhanging eaves have exposed rafter tips.

53b. NC Carport (c. 1950) - Carport with a front facing gable roof of metal panels supported by metal poles. There is an enclosed storage area to the rear with wood lap siding. There is also wood lap siding in the gable.

54a. C 317 4th Street, South c. 1920 Craftsman

One-story, wood frame Craftsman bungalow with a hip roof of asphalt shingles on a brick foundation. The partial-width undercut entry porch has been enclosed with siding, windows and a door. The façade is Four-bays (W-Paired, W, D, W-Quadrupled) with asbestos shingle siding with corner boards. The paired window unit is made up of paired casement windows each with 6 lights. The entry door is wood with a jalousie window flanked by jalousie windows. The rest of windows in the porch infill are jalousie. There are concrete steps which led to the door. Exposed rafter tips are visible.

54b. C Garage (c. 1945) - Two-story, wood frame garage with a side facing gable roof of asphalt shingles. The façade on the first floor is three-bays (Garage Door, Garage Door, D) and on the second is two-bays (W, W-Paired) with asbestos shingles siding. The garage doors are wood barn doors each with 3 lights over a single recessed panel. The other door is wood. The windows are 6/6 wood double hung sash. Eaves are boxed.

55. C 318 4th Street, South c. 1910 Craftsman Influences

One-story, wood frame residence with a front facing gable roof of asphalt shingles on a brick foundation. It appears to have begun as a gable-front Queen Anne cottage and been modified by the addition of a gable-front Craftsman porch. The full-width, front facing gable roof projecting entry porch is supported by decorative metal posts on a concrete porch deck with brick steps to the front door. The façade is three-bay (W, D, W) with vinyl siding over a brick veneer wainscot. The windows are 2/2 wood double hung sash with applied louvered shutters. The entry door is wood with a single light over three horizontal raised panels and has an outer metal security door. Eaves are boxed and the porch has exposed beams under the eaves.

56a. C 319 4th Street, South c. 1930 Minimal Traditional

One-story, wood frame residence with a side facing gable roof of asphalt shingles on a rusticated concrete block foundation. Small partial-width front facing gable roof projecting entry porch is

States Area Neighborhood Historic District

Pike County, Mississippi

Name of Property

County and State

supported by wood posts on a wood porch deck with concrete steps. The façade is three-bays (W-Paired, D, W-Paired) with horizontal wood Dutch lap siding with corner boards. The windows are 1/1 wood double hung sash and the entry door is metal clad wood door with a 6 projecting panels. Eaves are boxed. There is one internal brick chimney visible.

56b. C Garage (c. 1945) - One-story, wood frame garage with a front facing gable of asphalt shingles. The façade has barn doors with horizontal paneling and the rest of the garage is sided in horizontal wood Dutch lap siding. Exposed rafter tips are visible.

57a. C 322 4th Street, South c. 1915 Queen Anne, Craftsman
One-story, wood frame Queen Anne style residence with a front facing gable roof crossed with a hip roof of asphalt shingles on a brick pier foundation with brick infill and brick vents. A partial-width and wraparound shed roof projecting entry porch is supported by wood Tuscan columns on wood pedestals with a low wood lap sided wall between. The porch deck is wood with concrete steps which have brick wing walls with cast stone caps. The façade is three-bay (W, W, D) with horizontal wood lap siding with corner boards. The windows are 2/2 wood double hung sash. The entry door is wood with two raised panels over a single light in turn over two raised panels. There is a transom above with two lights. The gable has a wood rectangular louvered vent. The eaves of the house are boxed with a wide frieze board below and the porch has wide overhanging eaves with exposed rafter tips.

57b. NC Carport (c. 1960) - Carport with a front facing gable roof of metal panels supported by metal poles. In the gable is wood paneling. Attached to the side is a shed roof storage area with asbestos shingle siding.

58. C 333 4th Street, South c. 1910 No Style
One-story, wood frame residence with a side facing gable roof of diamond pattern asbestos shingles on a brick foundation. Enclosure of the front porch has severely altered the appearance of this building, though its original form is apparent behind the changes and could possibly be restored. Small, partial-width front facing gable roof projecting entry porch is supported by decorative metal posts on a concrete deck with concrete steps. The façade is four-bays (W, W-Tripled, W-Tripled, D) covered in vinyl siding. The windows are 3/1 wood double hung sash and the entry door is wood with a single light with an outer storm door. There is one internal brick chimney visible piercing the roof. Eaves are boxed. A two-car carport with a flat roof supported by metal poles is attached to the rear left side of the house by a breezeway.

59a. C 406 4th Street, South c. 1910 Queen Anne
One-story, wood frame Queen Anne style residence with a hip roof of asphalt shingles on a brick foundation with metal vents. A partial-width, wraparound and undercut entry porch is supported by wood box columns on a wood porch deck with concrete steps with brick wing walls with cast stone caps. Between the columns is a wood balustrade. The façade is seven-bay (W, W, W, D, W, W, W) with horizontal wood lap siding with corner boards. The windows are 1/1 wood double hung sash. The three on the left are in a front facing gable roof projection with a pent gable roof, fish scale siding in the gable, a 1/1 wood double hung sash window in the gable, and chamfered corners under the gable. The entry door is wood with six recessed panels and is

States Area Neighborhood Historic District

Pike County, Mississippi

Name of Property

County and State

flanked by sidelights with stained glass lights. Above each sidelight is a paneled transom and above the door is a transom with stained glass. There is a front facing gable roof dormer with fish scale siding and a wood rectangular louvered vent. Eaves are boxed with a wide frieze board below

59b. NC Carport (c. 1960) - Carport with a front facing gable roof of asphalt shingles supported by metal poles on a low brick wall with cast stone caps. There is an enclosed storage area to the rear with horizontal wood lap siding and a wood door with four recessed panels.

60. C 412 4th Street, South c. 1910 Free Classic Queen Anne
One-story, wood frame Free Classic Queen Anne style residence with a hip roof of asphalt shingles on a painted brick pier foundation with brick infill. A partial-width, shed roof wraparound projecting entry porch is supported by wood Tuscan columns on a wood porch deck with concrete steps that have brick wing walls with cast stone caps. The façade is four-bay (W, W, D, W) with horizontal wood lap siding with corner boards. The windows are 2/2 wood double hung sash with applied louvered shutters. The two windows on the left are in a front facing gable roof projection with a pent roof and wood shingle siding in the gable with a round vent covered over with a panel. The entry door is a wood slab flanked by sidelights with two lights over a raised panel and topped by a transom with two lights. The entry door has an outer metal security door. There is a brick chimney piercing the roof on the right side of the house. Eaves are boxed.

61a. C 415 4th Street, South c. 1915 No Style
One-story, wood frame residence with a hip roof of asphalt shingles on a brick foundation. Partial-width, front facing gable roof projecting entry porch is supported by wood box columns on wood porch deck. The façade is three-bays (W, D, W) with vinyl siding. The windows are 1/1 wood double hung sash with applied paneled shutters and the entry door is wood with 12 lights and an outer glass storm door and a 2 light transom above. Eaves are boxed.

61b. C Garage (c. 1945) - One-story, wood frame garage with a front facing gable of asphalt shingles. The façade has two garage openings with chamfered corners and is sided in wood paneling.

62. C 417 4th Street, South c. 1925 Craftsman
One-story, wood frame Craftsman bungalow with a clipped front facing gable roof of asphalt shingles on a brick pier foundation. Partial-width, hip roof projecting entry porch is supported by wood posts on a wood porch deck with concrete steps and a cut balustrade between the columns. The façade is three-bays (W-Paired, D, W-Paired) with asbestos shingle siding with corner boards. The windows are 6/6 wood double hung sash and the entry door is wood with three lights over three horizontal recessed panels. There is louvered vent in the gable. The eaves are boxed.

63a. C 418 4th Street, South c. 1900 Colonial Revival
One-story, wood frame residence with a side facing gable roof of asphalt shingles on a brick pier foundation with brick infill and metal vents. A partial-width, shed roof projecting entry porch is supported by wood posts on a wood porch deck with wood steps. Between the posts is wood

States Area Neighborhood Historic District

Pike County, Mississippi
County and State

Name of Property

turned balustrade. The façade is three-bay (W, D, W) with horizontal wood lap siding. The windows are floor length and covered with closed louvered shutters. The entry door is double-leaf wood with a single arched light over a moulded panel for each leaf. The door is flanked by sidelights with a single light over a recessed panel and each has a single light transom above. Above the door is also a single light transom. The door is in a slight recess framed by a pilaster surround with entablature.

63b. **NC** Garage and Apartment (C. 1960) - Two-story wood frame garage and apartment with a front facing gable roof of asphalt shingles and horizontal wood lap siding. There is a cased opening for two cars on the first floor and the second floor has a paired window unit with 1/1 wood double hung sash. In the gable is a triangular louvered vent.

63c. **NC** Outbuilding (c. 1980) - One-story, wood frame outbuilding with a front facing gable roof of metal corrugated panels. There is a shed roof addition on the front which is screened. The rear portion is open and supported by wood posts. The gable is sided in board-and-batten siding.

64. **C** 428 4th Street, South c. 1945 Craftsman
One-story, wood frame Craftsman style residence with a gable-on-hip roof of asphalt shingles on a brick foundation. A partial-width, undercut entry porch is supported by wood posts with brackets on a brick porch deck. The façade is three-bay (W, D, W-Paired) with panel siding on the front and stucco siding on the sides. The windows are 3/1 wood double hung sash and the paired window unit has applied louvered shutters. The entry door is not visible behind an outer wood louvered screen door. The gable has a wood louvered vent. There is a brick chimney piercing the roof near the center. Wide overhanging eaves have exposed rafter tips.

65. **C** 430 4th Street, South c. 1910, c. 1920 Craftsman Influences
One-story, wood frame side-gable residence with a large front gable Craftsman porch set on a cast stone foundation. The porch has been enclosed with siding and eleven jalousie windows joined together. The façade is covered in asbestos shingle siding with corner boards. The entry door faces the side and is metal clad wood with a fan light over four raised panels. The gable of the porch has a wood rectangular louvered vent and knee braces. Eaves are boxed on the rest of the house.

66. **C** 512 4th Street, South c. 1910 No Style
One-story, wood frame residence with a side facing gable roof of asphalt shingles on a stucco covered foundation. A partial-width, undercut entry porch is supported by wood box columns on a wood porch deck with concrete steps. The façade is eight-bay (W, W, W-Paired, W, D, W, W, W) with vinyl siding. The windows are 1/1 wood double hung sash. The three on the right end are in a front facing gable roof projection with pent roof, a wood louvered vent in the gable, and chamfered corners under the gable. The entry door is wood with fifteen lights and has an outer metal and glass storm door. Eaves are boxed.

States Area Neighborhood Historic District

Pike County, Mississippi
County and State

Name of Property

67. C 513 4th Street, South c. 1915 No Style

One-story, wood frame residence with a side facing gable roof of composition shingles on a brick foundation. The front facing gable roof partial-width projecting entry porch has been enclosed with siding and a door unit. The wood box columns supporting the porch are still visible as is the wood porch deck. The façade is three-bays (W, D, W) with wood shake shingle siding and no corner boards. The windows are 9/6 metal single hung sash and the entry door is metal clad wood door with a leaded light over two projecting panels flanked by sidelights with a single leaded light. In the peak of the gable of the porch there is a triangular louvered vent. Exposed rafter tips are visible. There is a carport to the rear supported by metal poles with a metal panel roof.

68a. C 516 4th Street, South c. 1925 Craftsman

One-story, wood frame Craftsman style residence with a front facing gable roof of asphalt shingles on a brick foundation with metal vents. A partial-width, front facing gable roof projecting entry porch is supported by brick columns. A concrete porch deck has concrete steps. The façade is three-bay (W-Tripled, D, W-Paired) with horizontal wood lap siding with corner boards. The windows are 3/1 wood double hung sash with applied louvered shutters. The entry door is wood with fifteen lights and has a wood screen door. Both the porch gable and main gable have a wood window with three lights and a triangular louvered vent in the gable. There is a brick chimney piercing the roof on the left side. Wide overhanging eaves have exposed rafter tips and knee braces.

68b. NC Carport (c. 1980) – Carport with a front facing gable roof of metal panels supported by metal poles.

69. C 517 4th Street, South c. 1925 No Style

One-story, wood frame residence with a side facing gable roof asphalt shingles on a brick foundation. There are two front facing gable roof porches, one is undercut and has been infilled with windows. The other one is the entry porch and it is partial-width with a front facing gable supported by decorative metal posts on a concrete deck with step. The façade is three-bays (D, D, infilled Porch) with horizontal wood lap siding with corner boards. The door to the left is wood with three vertical lights over three horizontal recessed panels with a wood screen door. The other door is wood with six recessed panels and a wood screen door. The porch infill has plate glass windows in wood frames with a 1/1 configuration with the lower window smaller than the top one. There are two windows that are casements. The porch infill has a pent metal awning above it. There is a triangular louvered vent in the larger gable. Eaves are boxed.

70. C 519 4th Street, South c. 1925 Minimal Traditional

One-story, wood frame Minimal Traditional with a side facing gable roof of asphalt shingles on a brick foundation with brick vents. There is a small partial-width front facing gable roof entry porch with an arched opening on a concrete deck that extends to the right. The façade is four-bays (W, D, W, Porch) with asbestos shingle siding with corner boards. The windows are 6/6 wood double hung sash with applied louvered shutters and the entry door is wood with six recessed panels and has an outer wood screen door. The porch on the far right is undercut and is supported by wood posts. Eaves are boxed.

States Area Neighborhood Historic District
Name of Property

Pike County, Mississippi
County and State

71. NC 520 4th Street, South c. 1950 No Style

One-story, wood frame residence with a side facing gable roof of asphalt shingles on a brick foundation. A partial-width, undercut entry porch is supported by wood posts on a wood porch deck with brick steps that have metal railings. The façade is four-bay (W, D, W, W) with vinyl siding. The windows are 6/6 wood double hung sash and the one on the right is under a front facing gable with a pent roof. The entry door is wood with three lights over four recessed panels. Eaves are boxed. Attached to the rear left side of the house is a shed roof carport with a metal panel roof supported by metal poles.

72. C 527 4th Street, South c. 1910 Queen Anne

One-story, wood frame Queen Anne with a hip roof of composition shingles on a brick pier foundation with brick lattice infill. The partial-width and wrap around entry porch is undercut and is supported by wood Tuscan columns on a wood porch deck with brick steps. The façade is six-bays (W, W, W, D, W, D) with horizontal wood Dutch lap siding with corner boards. There is a front facing gable roof projecting bay to the left of the porch with chamfered corners and fish scale siding in the gable with a wood Palladian window. The windows are 1/1 wood double hung sash and the entry door is wood in a Queen Anne style with eight lights with colored glass over a recessed panel outlined with decorative trim. There is a single light transom above the door. The other door is wood with a single light over a recessed panel and has an outer wood screen door and a single light transom above. There is front facing gable roof dormer with paneling in a sunburst pattern. Eaves are boxed. A shed roof carport is attached to the rear of the house and is supported by wood posts.

73a. C 528 4th Street, South c. 1930 Craftsman

One-story, wood frame Craftsman style residence with a hip roof of asphalt shingles on a brick pier foundation with brick lattice infill. A partial-width, hip roof projecting entry porch is supported by wood box columns on a wood porch deck with concrete steps. Between the columns is a low wall with wood lap siding. The façade is three-bay (W-Paired, D, W-Paired) with horizontal wood shiplap siding. There is a brick chimney piercing the roof on both sides of the house. Wide overhanging eaves have exposed rafter tips.

73b. C Garage (C. 1950) - One-story, wood frame garage with a front facing gable roof of asphalt shingles and horizontal wood lap siding with corner boards. There is a cased opening for two cars.

74a. C 608 4th Street, South c. 1920 Craftsman

One-story, gable-front Craftsman duplex bungalow with full-width front porch. The primary elevation is divided into two bays (W-pair, D; D, W-pair). The windows are three-over-one wood sash. The right front door is original with a Craftsman design featuring three vertical panes, but the left door is a replacement. The house is clad in synthetic siding with synthetic panels over the front gable vent. Lattice covers the foundation. The house does retain its battered porch posts mounted on brick piers. A concrete stair with steel pipe railings leads to the front porch. A single chimney rises from the roof ridge. The roof is covered in asphalt.

States Area Neighborhood Historic District

Pike County, Mississippi

Name of Property

County and State

74b. C Garage - Gable-front, wood-frame, one-car garage with double doors. Sides appear to be clad with plain weatherboard and the front with vertically applied beaded board. The doors are covered in diagonal beaded board and have angled top corners. Rafter ends are exposed.

75a. C 610 4th Street, South c. 1920 Craftsman
One-story, cross-gable, Craftsman bungalow with nearly full-width front porch. The primary elevation is divided into two bays (W, D; W-opening closed and sided over). The house is clad in asbestos shingles and the roof is asphalt. The side gables feature large triangular louvered vents at their peaks. A small three-pane window adorns the front gable. A couple three-over-one windows remain on the south side bump out, but all others that are visible from the street have been replaced with two-over-two aluminum sash. The front door has been replaced. The porch retains its battered porch posts mounted on brick piers. Between the porch piers is a low balustrade with plain, squares posts, rails, and balusters. Concrete stairs flank by brick sides lead to the porch. The house sits on a brick foundation with rectangular vents.

75b. C Garage - Two-story, hip roofed open garage with living space above. Windows are three-over-one wood sash. The building is clad in asbestos shingles and the roof is covered in asphalt shingles. The rafter ends are exposed.

76a. C 617 4th Street, South c. 1920 Craftsman, Ranch
One-story Craftsman bungalow with ranch inspired addition. This unusual house has a Craftsman bungalow as its base with a long wing added on sometime after 1949. The addition preserved the Craftsman aesthetic of the original house by replicating its exposed rafter ends and the scissor end detail of the fascias; however its proportions are clearly that of a ranch house. Its horizontality adds an interesting dimension to the bungalow. The picture bay window centered on the front elevation of the wing also takes a cue from ranch design. The two parts form a three-bay primary elevation (W-bay; W-pair, D; W-pair). The original part of the house has six-over-one Craftsman windows with small panes along the top. The new section has six-over-one windows in addition to the bay, which is composed of an eight-over-eight sash flanked by four-over-four sash. These windows are fitted with aluminum screens and may be metal themselves, but do have a projecting rather than flat muntin profile. The house is clad with large wood shingles on the sides and porch recess and what appears to be a composite material weatherboard with faux wood graining across the front. The roof is asphalt. The original portion of the house sits on a concrete rubble foundation, while the addition has a poured concrete foundation. The chimney, which rises from the north slope of the bungalow roof, is built of concrete rubble with a terracotta flue. Two non-original fluted columns support the porch roof. The front door surround is fluted with plain corner blocks. The front door appears to be solid and paneled, but is obscured by a storm door and large wreath. One wood shutter hangs from the pair of windows under the porch roof. Otherwise, there are no shutters on the front elevation; fixed ones are applied to the frontmost window of the south side elevation and both north side windows on the addition. The front gable peaks are elaborated by Craftsman brackets that rest against the rectangular louvered vents of both gables.

States Area Neighborhood Historic District

Pike County, Mississippi
County and State

Name of Property

76b. C Garage - Two-car, single-bay, gable-front concrete block garage. Front gable is clad in plain weatherboard and has a large rectangular louvered vent. There is no door.

77. C 618 4th Street, South c. 1940 Colonial Revival
One-story hip roofed Colonial Revival house. The primary elevation is divided into three bays (Sunroom; W-pair, D; W-pair). The integral side porch has been enclosed as a sun room. It has brick pillars and low brick walls framing triple windows. A chimney rises through the asphalt roof from the wall between the sun room and living area. The house has been clad in synthetic siding and the windows are replacements. The most notable feature of the house is a finely detailed portico with a bell-shaped roof, beaded weatherboards, a molded cornice and fluted Doric columns. It frames an entrance flanked by sidelights and topped by a semi-elliptical fanlight with straight sides. The paneled front door may be a replacement. The building's brick foundation is just barely visible. Dwarfing the house is a magnificent magnolia tree.

78. C 619 4th Street, South c. 1920 Craftsman
One-story Craftsman bungalow with low pitched hip roof, center gable-front dormer and full-width hip roofed porch. The primary façade is divided into two bays (W pair; D, W-pair). The dormer possesses a pair of rectangular louvered vents. The windows are three-over-one wood sash except at the southeast rear corner where a porch was enclosed or a room added and there are two-over-two, horizontally divided windows. The front door has been replaced and the house clad in synthetic siding with non-functional shutters applied to the front windows. Its roof is covered in asphalt shingles. The house does retain its battered porch posts mounted on brick piers. Between the porch piers is a low balustrade with plain, squared posts, rails, and balusters. The house rests on a brick pier foundation with solid brick infill on the front and south side. There appears to be no infill on the north side where the house sits very close to grade. Unlike many similar homes, its chimney is still intact.

79a. C 621 4th Street, South c. 1920 Craftsman
One-story Craftsman bungalow with low pitched hip roof, center hip roofed dormer and full-width integral porch. The primary façade is divided into two bays (W-pair; D, W-pair). The dormer features a triple-pane awning window flanked by rectangular, louvered vents. It possesses such typical Craftsman features as exposed rafter ends and battered porch posts on brick piers. Between the porch piers is a low balustrade with plain, squared posts, rails, and balusters. The building is clad in novelty drop weatherboards and the roof is covered in asphalt. Some three-over-one wood windows remain in the rear, but most of the windows are one-over-one replacements. An original Craftsman style front door with three vertical panes over a projecting rail supported by three blocks is extant behind a non-original louvered screen door. The building rests on a brick pier foundation with lattice infill on the south side. The chimney remains intact, but has a tarp secured over it.

79b. C Garage - One bay, gable-front, wood-frame one-car garage. It is clad in novelty weatherboard and has a standard, paneled and glazed overhead door.

States Area Neighborhood Historic District

Pike County, Mississippi
County and State

Name of Property

80. C 622 4th Street, South c. 1920 Craftsman

One-story, hip roofed Craftsman bungalow with hip roofed dormer and full-width integral porch. The primary elevation is divided into two bays (W-pair; D, W-pair). The windows of the main portion of the house are six-over-one wood sash with small panes along the top. A one-story addition to the rear has six-over-six wood sash. The house has been clad in synthetic siding and whatever opening the dormer originally had sided over. The roof is asphalt. The house retains its battered wood porch posts mounted on brick piers. Between the porch piers is a low balustrade with plain, squared posts, rails, and balusters. The front of the house sits high off the ground and the piers are filled between with brick with opening for ventilation arranged in large diamonds. A concrete stair with an iron railing leads up to the front porch. The front door has been replaced.

5th Avenue

81. C 209 5th Avenue c. 1890 Queen Anne
Fordish-Dickerson House

Two-story, cast stone Queen Anne residence with a turret, hip roof, projecting side gables, curved wraparound porch, and full basement. The primary facade is divided into three bays (W, D, W (bay)). Windows are wood one-over-one sash except two windows at northeast corner corresponding to interior stair landing. These are wood Queen Anne diamond and small panes over single pane sash. The front door has been replaced, but remaining is a side partially glazed, Eastlake door complete with an original spindlework screen door. The building is very intact despite being presently vacant and previously divided into four apartments. The interior features the original stair with a paneled boxed newel, turned balusters, and scrolled sawnwork along the stringer molding. Other original interior elements include pocket doors and the first floor mantel, cast iron firebox, and tile surround. The only exterior modification is a three-part, one-story addition to the rear. The roof is failing and if not replaced quickly, the building will deteriorate rapidly.

82. C 213 5th Avenue c. 1895 Queen Anne

One-story Queen Anne wood-frame residence with hip roof, lower cross gables sheltering bayed wings and a partial width front porch on a brick pier foundation. The piers under porch are open between, infilled with recessed brick chain wall under the bays, and filled between with cast stone on the sides. The primary facade is divided into three bays (W, D, bay W). The main body of the building is clad with wood drop siding while the gables feature fish scale shingles. The gables are also elaborated by sawnwork vents with a star pattern. Carved sunburst brackets and drop finials decorate the gable eave corners. The porch's turned post, spindle work frieze band and sawnwork brackets appear to be original while the railing and balusters are not. The windows are wood one-over-one sash on the front elevation and two-over-two on the sides. One chimney projects from the middle of the west slope of the roof.

83a. C 219 5th Avenue c. 1920 Craftsman

One-story, brick veneer Craftsman bungalow, side gable front with hip roof rear on continuous brick foundation. The primary facade is composed of three bays (D, D, W-paired). The windows are three-over-one bungalowoid sash and the front door is mostly glazed and wood. It is accessed by a concrete stoop, sheltered by an elliptically arched door hood. The most prominent feature of

States Area Neighborhood Historic District

Pike County, Mississippi

Name of Property

County and State

the house is the deep, projecting corner porch with stuccoed cross gables supported by Craftsman brackets. The eaves have been covered with synthetic siding. The brick foundation is perforated by a diamond pattern of voids for ventilation. It appears that a rear porch was enclosed.

83b. C Garage - A wood frame garage with a pyramidal roof and exposed rafter ends stands at the rear of the property. It has double garage doors of diagonal boards and a wood panel pedestrian door.

84a. C 229 5th Avenue c. 1920 Colonial Revival

Two-and-a-half story brick, Colonial Revival, hipped roof residence on continuous concrete foundation. The primary facade has three bays (W, D, W) plus a single bay (D flanked by windows) wing to the left. The windows are wood consisting of casements as well as six-over-six sash; all topped by transoms. One front first floor casement has been boarded over and fitted with a window air conditioning unit. The first floor windows are crowned by splayed lintels with projecting cast keystones. A modillion cornice and a portico consisting of four Doric columns supporting a Doric frieze complete with triglyphs lend the building a Colonial Revival grandeur. A center dormer also features a nod to the style with pilasters topped by triglyphs. The dormer is clad in wood shingles. The asphalt shingled roof is of moderate pitch with a flattened center and two chimneys on the west and rear slopes. Gutters are built into the cornice and connected to copper downspouts. The foundation retains a coal door from the Decatur Cornice and Roofing Company of Albany, Alabama. A concrete wheelchair ramp provides access to the side wing entrance of the restaurant from the parking lot. A sun room and deck has been added to the rear of the building and the back area is enclosed by a PVC fence. A one story brick bumpout in keeping with the form and brickwork of the house was also added to the rear. It appears to accommodate kitchen space. The parking lot adjacent to the building features a grass island in the shape of a dinner bell for the restaurant's moniker. Originally home to the White family, it has been the Dinner Bell since approximately 1972. The restaurant features eighteen-person tables with lazy Susans and serves meat and vegetable home cooking that draws patrons from as far away as Baton Rouge, Louisiana.

84b. NC Garage - Two car brick gable front garage with unpainted board-and-batten clad upper level. Brick appears contemporaneous with rear addition of main building. Garage doors are new and synthetic. Vinyl windows.

5th Street

85. C 103 5th Street, South c. 1950 Craftsman

One-story, wood frame residence with a gable-on-hip roof of asphalt shingles on a painted brick foundation. A partial-width shed and front facing gable roof projecting entry porch is supported by wood posts on a concrete porch deck with concrete steps. The façade is two-bay (W-Tripled, D) with horizontal wood shiplap siding and corner boards. The tripled window unit has a central metal picture window flanked by 2/2 metal single hung sash windows horizontally divided. The entry door is wood with three lights over three horizontal recessed panels. The gable has a wood rectangular louvered vent. Exposed rafter tips are visible.

States Area Neighborhood Historic District
Name of Property

Pike County, Mississippi
County and State

86. C 104 5th Street, South 1954 Mid-Century Modern, New Formalist influences
St. Alphonsus School

One-story, Catholic school of a modern design with two flat roof brick buildings, connected by covered breezeways, and a portable classroom building, also connected by a covered breezeway. The school is on the corner of South 5th Street and Minnesota Avenue. The façade facing South 5th Street has a central projecting bay higher than the ones to the sides. The central bay has a stepped recess with two sets of double-leaf entrance doors which are metal slab with a cross light in each leaf. Flanking the doors are curved glass block walls. There are two windows to each side of the central bay that are steel frame with ten central fixed lights flanked by four light casements with a single fixed light above. The façade facing Minnesota Avenue has brick wall with three applied crosses and to the left of that a concrete screen blocking the façade. There is an opening with a flat roof breezeway supported by metal posts in the concrete screen. The portable classroom building faces Minnesota Avenue and has a front facing gable roof of metal panels with wood panel siding.

87. C 204-206 5th Street, South c. 1950 Craftsman, Colonial Revival
One-story, wood frame duplex residence with a hip roof of asphalt shingles on a painted brick foundation. A partial-width, front facing gable roof projecting entry porch is supported by wood posts on a concrete porch deck with concrete steps. The gable of the porch has a triangular louvered vent. The façade is four-bay (W-Paired, D, D, W-Paired) with asbestos shingle siding without corner boards. The windows are 3/1 wood double hung sash with applied louvered shutters. The door on the left is metal clad wood with six raised panels and the one on the right is wood with three lights over three recessed horizontal panels. Eaves are boxed.

88. C 208-210 5th Street, South c. 1950 Craftsman, Colonial Revival
One-story, wood frame duplex residence with a side facing gable roof of asphalt shingles on a painted brick foundation. A partial-width, front facing gable roof projecting entry porch is supported by wood posts on a concrete porch deck with concrete steps. The gable of the porch has a triangular louvered vent. The façade is four-bay (W-Paired, D, D, W-Paired) with asbestos shingle siding without corner boards. The windows are 3/1 wood double hung sash with applied louvered shutters. The doors are wood with a single light over a horizontal recessed panel and two vertical recessed panels below that. Eaves are boxed.

89. C 211 5th Street, South c. 1950 Colonial Revival
One-story, brick veneer residence with a hip and lower cross gable roof of asphalt shingles on a brick foundation. A partial-width undercut entry porch has a concrete porch deck and concrete steps. The façade is seven-bay (W, W, W, D, W, W-Paired, W). The windows are 6/6 wood double hung sash. The entry door is metal clad wood with six raised panels. Eaves are boxed.

90. C 213 5th Street, South c. 1940 No Style
Two-story, wood frame residence with a hip roof of asphalt shingles on a brick foundation. There is no entry porch, just a cantilevered front facing gable canopy supported by knee braces over a concrete stoop. The façade is covered in vinyl siding and is three-bay (W, D, Garage Door) on the first floor and two-bay (D, W-Paired) on the second floor. The windows are 6/6

States Area Neighborhood Historic District

Pike County, Mississippi

Name of Property

County and State

wood double hung sash. The doors are wood with three lights over three horizontal panels. There is a partial-width undercut porch on the second floor on the left side with a wood balustrade. Wide overhanging eaves are boxed.

91. C 215 5th Street, South c. 1940 No Style

One-story, wood frame residence with a side facing clipped gable roof of asphalt shingles on a brick foundation with metal vents. A partial-width, undercut entry porch is supported by wood posts on a wood porch deck with concrete steps. There is a low wall with wood lap siding between the columns and screening with lattice panels above. The façade is three-bay (D, W, W-Paired) with horizontal wood lap siding. The single window is wood with a single light. The paired window unit has 6/6 wood double hung sash and a planter box below. Over the paired window unit is a front facing clipped gable with a louvered vent in the gable. The entry door is wood with six lights over a single raised panel and is flanked by sidelights with ten lights each.

92a. C 216 5th Street, South c. 1910 Free Classic Queen Anne

One-story, wood frame Free Classic Queen Anne style residence with a pyramidal roof of asphalt shingles on a painted brick foundation. A partial-width, shed roof projecting entry porch is supported by wood Tuscan columns on a wood porch deck with concrete steps which have brick wing walls with cast stone caps. The façade is four-bay (D, W, D, W) with horizontal wood lap siding and corner boards. The window on the left is a 1/1/1 wood triple hung sash which is floor length. The other window is a 2/2 wood double hung sash horizontally divided and is in a front facing gable roof projection with a pent roof, fish scale siding in the gable and a wood louvered vent. The door on the left is wood with fifteen lights. The other door on the right is the main entry door and is wood with six recessed panels.

92b. C Garage (c. 1940) - One-story, wood frame garage with a front facing gable roof of asphalt shingles with exposed rafter tips visible. The garage is sided in horizontal wood shiplap siding with corner boards. There is a double-leaf wood barn door with vertical wood panels.

93a. C 217 5th Street, South c. 1920 No Style

One-story, wood frame residence with a cross-gable roof of asphalt shingles on a brick foundation with metal vents. A partial-width, shed roof projecting entry porch is supported by decorative metal posts on a concrete porch deck with concrete steps. The façade is five-bay (W, W, D, W, W) with wood panel siding over a brick veneer wainscot. The windows are 1/1 wood double hung sash with metal security bars. The entry door is not visible behind a metal security door. The two windows on the left are in the front facing gable projection, which has a round wood louvered vent in the gable. Eaves are boxed.

93b. NC Carport (c. 1960) - One-story, wood frame carport with a side facing gable roof of asphalt shingles facing Nebraska Avenue. The carport is supported by three small walls in the front forming two openings. To the rear is an enclosed concrete block storage area with a 6/1 wood double hung sash window.

States Area Neighborhood Historic District

Pike County, Mississippi
County and State

Name of Property

94. C 224 5th Street, South c. 1920 Craftsman

One-story, wood frame residence with a cross-gable roof of asphalt shingles on a brick foundation. A partial-width, shed roof entry porch is supported by a set of quadrupled tapered wood box columns on tapered brick pedestals with cast stone caps. The porch used to be a much larger wraparound porch and has been partially enclosed with siding and windows. The façade is two-bay (W, D) with a combination of horizontal wood lap siding and vertical wood panel siding. The window is a metal frame fifteen light awning window. The entry door is wood with a single light over three horizontal panels. The eaves are boxed on the house with exposed rafter tips visible on the porch.

95a. C 225 5th Street, South c. 1925 Craftsman

One-story, wood frame Craftsman style residence with a side facing clipped gable roof of asphalt shingles on a brick foundation. A partial-width, front facing clipped gable roof projecting entry porch is supported by wood posts on a concrete porch deck with wood steps that have brick wing walls with cast stone caps. The façade is three-bay (W, D, W-Paired) with thin strip horizontal wood lap siding and corner boards. The windows are 3/1 wood double hung sash with applied louvered shutters. The entry door is wood with nine lights in a Craftsman pattern flanked by sidelights with six lights in a Craftsman pattern and a transom with six lights, also in a Craftsman pattern. There is a side porch on the left with a side facing clipped gable roof and a wood porch deck with wood steps.

95b. C Garage (c. 1940) - One-story, wood frame garage with a front facing gable roof of asphalt shingles facing Nebraska Avenue. The garage is sided in horizontal wood lap siding and has a double-leaf wood barn door with wood panels.

96a. C 228 5th Street, South c. 1925 Craftsman

One-story, wood frame Craftsman style residence with a hip roof of asphalt shingles on a brick foundation. A full-width, hip roof projecting entry porch is supported by wood box columns on brick pedestals with cast stone caps. The façade is three-bay (W-Paired, D, W-Paired) with horizontal wood lap siding and corner boards. The windows are 3/1 wood double hung sash. The entry door is metal clad wood with a fanlight over four raised panels and has a metal and glass storm door. There is a shed roof carport attached to the front of the house supported by metal poles. A hip roof dormer has a large wood louvered vent. Wide overhanging eaves have exposed rafter tips.

96b. C Garage (c. 1940) - One-story, wood frame garage with a front facing gable roof of asphalt shingles and horizontal wood lap siding. There is a double-leaf wood barn door with a single panel to each leaf.

97. NC 234 5th Street, South c. 1930 No Style

One-story, wood frame residence with a front facing gable roof of asphalt shingles on a concrete foundation. There are two partial-width front facing gable roof porches supported by wood posts on concrete porch decks. The façade is three-bay (D, W, D) with horizontal cement fiberboard siding. The window is a 6/6 metal single hung sash. The doors are metal clad wood with nine

States Area Neighborhood Historic District

Pike County, Mississippi

Name of Property

County and State

lights over two vertical raised panels and have outer glass storm doors. There is a louvered vent in the gable. Eaves are boxed.

98. C 302 5th Street, South c. 1910 Free Classic Queen Anne
One-story, wood frame Free Classic Queen Anne style residence with a hip roof of asphalt shingles on a brick foundation. A partial-width, hip roof projecting entry porch is supported by wood turned columns on a brick porch deck with brick steps. The façade is four-bay (W, W-Paired, D, W) with horizontal wood lap siding and corner boards. The windows are 1/1 wood double hung sash with applied louvered shutters. The entry door is double-leaf wood with eight projecting panels to each leaf and has a single light transom above. Over the paired window unit is a front facing gable with a wood louvered vent in the gable. There is a front facing gable roof dormer with paired wood louvered vents. There is a brick chimney piercing the roof on the right side.

99a. C 306 5th Street, South c. 1950 Minimal Traditional
One-story, wood frame residence with a hip roof of asphalt shingles on a painted brick foundation with metal vents. A partial-width, undercut entry porch is supported by decorative metal posts on a brick porch deck with brick steps. The façade is three-bay (W, W, W-Tripled) with asbestos shingle siding. The single windows are metal awning windows with four lights and applied louvered shutters. The tripled window unit has 1/1 metal single hung sash windows with applied louvered shutters. Over the tripled window unit is a front facing gable roof. The entry door faces the side and is a wood slab with three stepped lights. Eaves are boxed.

99b. C Garage (c. 1950) - Two-story garage with a gable-on-hip roof of asphalt shingles. There is decorative concrete block on the first floor and asbestos shingle siding on the second floor. The first floor has two garage door openings with a double-leaf wood barn door on the left and a roll up metal door on the right. The second floor is two-bay (W-Paired, W-Paired). The windows are 1/1 wood double hung sash with applied louvered shutters.

100. C 318 5th Street, South c. 1925 Craftsman
One-story, wood frame Craftsman style residence with a gable-on-hip roof of composition shingles on a concrete foundation. A full-width undercut entry porch is supported by wood box columns on a wood porch deck with concrete steps which have brick wing walls with cast stone caps. The façade is three-bay (W, D, W-Paired) with asbestos shingle siding with corner boards. The windows are 3/1 wood double hung sash with applied panel shutters. The entry door is wood with three lights over two horizontal panels and has an outer wood screen door. The gable has a wood louvered vent. Wide overhanging eaves have exposed rafter tips.

101. C 320 5th Street, South c. 1910 Free Classic Queen Anne
One-story, wood frame Free Classic Queen Anne style residence with a hip roof of asphalt shingles on a brick foundation. A partial-width, shed roof projecting and wraparound projecting entry porch is supported by wood Tuscan columns on a wood porch deck with concrete steps which have brick wing walls with cast stone caps. The façade is seven-bay (W-Paired, W, W, D, W, W, W) with horizontal wood lap siding with corner boards. The paired window unit has 12/1 wood double hung sash. The two windows to the left of that are 1/1/1 wood triple hung sash with

States Area Neighborhood Historic District

Name of Property

Pike County, Mississippi

County and State

applied louvered shutters and are floor length. The other windows are all fixed with the first and third from the right twenty-eight lights and the one in the middle forty-two lights. Those three windows are in a front facing gable roof projection with a pent roof and chamfered sides under the gable. A front facing gable roof dormer has sunburst pattern siding and a wood louvered vent flanked by panels with a sunburst pattern. Eaves are boxed with a wide frieze board below.

102. NC 323 5th Street, South c. 1970 Ranch

One-story, wood frame Ranch style residence with a side facing gable roof of asphalt shingles on a brick foundation. A partial-width, undercut entry porch supported by brick columns becomes a carport to the left, also supported by brick columns. The porch deck is concrete. The façade is five-bay (Carport, W-Paired, D, W, W). The windows are 1/1 wood single hung sash with applied louvered shutters. The entry door is metal clad wood with six raised panels. Eaves are boxed.

103. C 325 5th Street, South c. 1910 Queen Anne

One-story, wood frame Queen Anne style residence with a hip roof of asphalt shingles on a brick foundation. A partial-width, hip roof projecting entry porch is supported by wood tapered columns on brick pedestals. The porch deck is wood. The façade is four-bay (W, W-Paired, D, W-Tripled) with horizontal wood lap siding and corner boards. The single window is a 1/1 wood double hung sash. The paired window unit has 2/2 wood double hung sash. The tripled window unit has wood single light windows and is in a front facing gable roof projection with a pent roof, fish scale siding in the gable and a wood rectangular louvered vent in the gable. The entry door is wood with an oval light.

104. NC 331 5th Street, South c. 1950 No Style

One-story, wood frame residence with a front facing gable roof of asphalt shingles on a brick foundation with metal vents. A partial-width, front facing gable roof projecting entry porch is supported by wood Tuscan columns on a concrete porch deck. The façade is three-bay (W, D, W-Tripled) with horizontal cement fiber board siding over a brick veneer wainscot. The single window is a 1/1 metal single hung sash. The tripled window unit has a central picture window with a single light flanked by 1/1 metal single hung sash. The entry door is wood with eight upper lights over two recessed panels. There is a wood rectangular louvered vent in the gable. Eaves are boxed.

105. NC 404 5th Street, South c. 1950 No Style

One-story, wood frame residence with a front facing gable roof of asphalt shingles on a brick foundation. There is no entry porch, just a concrete stoop. The façade is three-bay (W, D, W) with wood shingle siding over a brick veneer wainscot. The windows are metal sliding units with two lights and a wood panel below above the wainscot. The entry door is a wood slab with three stepped lights and has a glass storm door. Wide overhanging eaves are boxed.

106a. C 415 5th Street, South c. 1950 Minimal Traditional

One-story, wood frame residence with a side facing gable roof of composition shingles on a brick foundation with metal vents. There is no entry porch, just a concrete stoop and steps with a metal railing. Over the entry door is a pent metal awning. The façade is five-bay (W, D, W, W,

States Area Neighborhood Historic District

Name of Property

Pike County, Mississippi

County and State

Porch) with vinyl siding. The windows are 6/6 wood double hung sash. The entry door is wood with six recessed panels with a glass storm door. The porch is supported by wood posts and is screened with a pent metal awning. Above the door and two windows to the right is a front facing gable roof with a large vent covered by a vinyl panel. Eaves are boxed.

106b. **C** Garage (c. 1950) - One-story, wood frame garage with a front facing gable roof of asphalt shingles with horizontal wood shiplap siding. There is metal garage door with sixteen raised panels.

107a. **C** 416 5th Street, South c. 1915 Craftsman

One-story, wood frame residence with a hip roof of asphalt shingles on a painted brick foundation. A partial-width, hip roof projecting entry porch is supported by wood turned columns on a wood porch deck with concrete steps. The façade is three-bay (W, W, D) with horizontal wood lap siding with corner boards. The windows are 2/2 wood double hung sash horizontally divided. The entry door is wood with six recessed panels and has a metal storm door. Wide overhanging eaves have exposed rafter tips.

107b. **NC** Carport (c. 1950) Carport with a front facing gable roof of asphalt shingles supported by wood posts. There is an enclosed storage area to the rear with horizontal wood lap siding. The gable has wood lap siding and a triangular louvered vent.

108. **C** 417 5th Street, South c. 1910 Queen Anne

One-story, wood frame Queen Anne style residence with a hip roof of asphalt shingles on a brick foundation. A partial-width, shed roof projecting entry porch is supported by wood turned columns on a wood porch deck with concrete steps. The façade is five-bay (W, W, W, D, W) with asbestos shingle siding. The windows are 4/4 wood double hung sash. The three windows on the left are in a front facing gable roof projection with a pent roof, wood louvered vent in the gable and chamfered corners under the gable with brackets. The entry door is wood with a single light and an outer wood screen door. The window second from the left, the one on the far right and the entry door have applied louvered shutters. Eaves are boxed with a wide frieze board below.

109a. **C** 422 5th Street, South c. 1910 No Style

One-story, wood frame residence with a cross-gable roof of asphalt shingles on a brick pier foundation with brick infill and brick vents. A partial-width, hip roof projecting entry porch is supported by wood box columns on a wood porch deck with concrete steps. The façade is three-bay (W-Paired, D, W-Paired) with vinyl siding. The windows are 1/1 metal single hung sash. The entry door is a wood slab with a metal storm door. The window unit on the left is in a front facing gable roof projection with a pent roof, panel siding in the gable and a decorative wood round vent. This house begun as a Queen Anne, but has been altered.

109b. **NC** Garage (c. 1950) - One-story, wood frame garage with a rear sloping roof and horizontal wood lap siding. There are three openings separated by wood posts.

States Area Neighborhood Historic District

Pike County, Mississippi
County and State

Name of Property

110a. C 424 5th Street, South c. 1960 Minimal Traditional

One-and-one-half story, brick veneer residence with a side salt box or cat slide configuration gable roof of composition shingles on a brick foundation. A front facing gable roof projecting entry porch is supported by decorative metal posts on a brick porch deck with brick steps. Its cornice has a slight ogee curve. A matching porch appears on the side elevation. The façade is two-bay (W-Tripled, D). The window unit has a central metal frame picture window flanked by 2/2 metal single hung sash horizontally divided. Eaves are boxed.

110b. NC Carport (c. 1980) - Carport with a front facing gable roof of asphalt shingles supported by wood posts and facing Missouri Avenue.

111a. C 504 5th Street, South c. 1910 Free Classic Queen Anne

One-story, wood frame residence with a side facing gable roof of asphalt shingles on a painted brick foundation with metal vents. A partial-width, shed roof entry porch is supported by wood Tuscan columns on a wood porch deck with concrete steps. Between the columns is a wood balustrade. The façade is three-bay (W-Paired, D, W-Paired) with vinyl siding. The windows are 2/2 wood double hung sash. The entry door is a replacement with two leaded lights over two vertical raised panels and has a glass storm door. The paired window unit on the left is in a front facing gable roof projection. Eaves are boxed.

111b. NC Garage (c. 1960) - One-story, wood frame garage with a front facing gable roof which faces Missouri Avenue. The garage is sided in horizontal wood lap siding and has a double-leaf wood barn door with each leaf a wood slab.

112. C 510 5th Street, South c. 1915 Queen Anne w/ Craftsman Influences

One-story, wood frame Queen Anne style residence with a hip roof of asphalt shingles on a brick pier foundation with lattice infill. A full-width shed roof projecting and wraparound entry porch is supported by wood posts with angled braces on a wood porch deck with concrete steps. The façade is three-bay (D, D, W-Paired) with vinyl siding. The windows are 3/1 wood double hung sash. The door on the right is wood with a single light and the one on the left is wood with twelve lights. The door on the left is in a front facing gable roof projection with a pent roof. Eaves are boxed with a wide frieze board below.

113a. C 513 5th Street, South c. 1945 No Style

One-story, wood frame residence with a cross-gable roof with clipped ends on a brick foundation. There is no entry porch, just a pent metal awning supported by metal poles over a concrete deck with concrete steps. The façade is one-bay (W) with vinyl siding. The window is wood with thirty lights, applied louvered shutters, and a pent metal awning above. The entry door faces the side and is metal clad wood with nine lights over two vertical panels. Wide overhanging eaves have exposed rafter tips.

113b. C Garage (c. 1940) - One-story wood frame garage with a front facing gable roof of corrugated metal panels and wood panel siding. There is an opening for a single car.

States Area Neighborhood Historic District

Pike County, Mississippi
County and State

Name of Property

114a. C 514 5th Street, South c. 1925 Craftsman

One-story, wood frame Craftsman style residence with a side facing gable roof of asphalt shingles on a brick foundation. A partial-width, undercut entry porch is supported by a stone tapered column and becomes a porte cochère to the left. There is a concrete porch deck with a low stone wall with cast stone cap. The porch is screened. The façade is four-bay (porte cochère, D, W, W) with horizontal wood shiplap siding. The windows are 3/1 wood double hung sash. The entry door is wood with fifteen lights. Between the two windows on the right is an exterior stone tapered chimney with a clay chimney pot.

114b. C Garage (c. 1940) Two-story, wood frame garage and apartment with a front - facing gable roof of asphalt shingles and horizontal wood lap siding. The first floor has two double-leaf wood barn doors with two chevron panels to each leaf. The second floor has a paired window unit with 3/1 wood double hung sash windows, wide overhanging eaves have knee braces. A set of wood stairs leads to the second floor on the right side with a landing covered by an extension of the roof.

115. C 517 5th Street, South c. 1930 Craftsman

One-story, wood frame residence with a side facing gable roof of asphalt shingles on a brick foundation with brick vents. A partial-width, front facing gable roof projecting entry porch is supported by wood Tuscan columns on a concrete porch deck with concrete steps. The façade is four-bay (W-Paired, D, W-Paired, D) with vinyl siding. The windows are 3/1 wood double hung sash. The main entry door is on the left and is a wood slab with three stepped lights. The other door is wood with a center light surrounded by nine raised panels and is in a side facing gable roof addition to the house. Exposed rafter tips are visible.

116. C 518 5th Street, South c. 1910 Queen Anne

One-story, wood frame Queen Anne style residence with a hip roof of asphalt shingles on a brick foundation. A partial-width, undercut entry porch has no supports and brick steps to the door. The façade is five-bay (W, D, W, W, W) with asbestos shingle siding over a brick veneer wainscot. The window on the far left is an 8/8 metal single hung sash with applied louvered shutters. The window second from the right is a 12/8 metal single hung sash and the other two are 9/6 metal single hung sash, all with applied louvered shutters. The three windows on the right are in a front facing gable roof projection with a pent roof, wood shingle siding in the gable and chamfered corners under the gable with brackets. Eaves are boxed with a wide frieze board below.

117a. C 520 5th Street, South c. 1910 Queen Anne with Craftsman Influences

One-story, wood frame Queen Anne residence with a hip roof of asphalt shingles on a brick foundation. A partial-width, shed roof projecting and wraparound entry porch is supported by wood box columns on a wood porch deck with concrete steps that have brick wing walls with cast stone caps. Between the columns is a low wall with wood lap siding and screening above. The façade is five-bay (W, W, D, W, W) with horizontal wood shiplap siding. The windows are 1/1 wood double hung sash and the two on the right end are under a front facing gable roof projection with a pent roof, shingle siding and a decorative round vent in the gable. The entry

States Area Neighborhood Historic District

Pike County, Mississippi
County and State

Name of Property

door is wood with a single light and a single light transom above. Eaves are boxed except for the porch which has exposed rafter tips visible.

117b. NC Garage (c. 1950) – One-story, wood frame garage with a front facing gable roof, which faces Pennsylvania Avenue. The garage is sided in vertical panel siding and has two cased and chamfered openings.

6th Street

118. C 115 6th Street, South c. 1920 Craftsman

One-story, wood frame Craftsman style residence with a front facing gable roof of asphalt shingles on a brick foundation. A full-width, front facing gable roof projecting entry porch is supported by quadrupled wood posts on painted brick pedestals with cast stone caps at the corners and paired wood posts in the center on painted brick pedestals with cast stone caps. Between the pedestals is a wood balustrade. The porch deck is wood with concrete steps. The façade is three-bay (W, D, W) with vinyl siding. The windows are 1/1 wood double hung sash. The entry door is wood with three vertical lights and is flanked by sidelights with two vertical lights. There is a metal and glass storm door. Wide overhanging eaves have exposed rafters and knee braces.

119. C 135 6th Street, South c. 1945 No Style, Ranch Influence

One-story, wood frame residence with a hip roof of asphalt shingles on a brick foundation. There is a partial-width, undercut entry porch supported by a decorative metal post at the corner and on a concrete porch deck with concrete steps. The façade is seven-bay (Garage Door, W-Paired, D, W, W-Tripled, D, W) with asbestos shingle siding and corner boards. The two windows on the left are metal frame awning windows with four lights each and have a transom above. The tripled window unit has a central 10/10 wood double hung sash flanked by 4/4 wood double hung sash. The single window is a 10/10 wood double hung sash and is in a hip roof projecting bay. The door on the left is wood with twelve lights over a moulded panel. The door on the right is the main entry door and is wood with four lights over four recessed panels and has an outer wood screen door. There is a metal garage door with sixteen raised panels and it is in a hip roof addition to the house. There is an external brick chimney towards the left end of the house.

120. C 226 6th Street, South c. 1907 Queen Anne

One-story wood frame Queen Anne style residential building. L front with a porch at the L. Asphalt shingles, vinyl lap siding. Three-bay primary facade (W, D, W) with central entrance. Porch roof is hipped and supported by square wood posts with decorative corner brackets. Windows are 3/1 double-hung wood sash with aluminum screens. Each window is flanked by louvered applied shutters. Door is single-leaf six-panel and appears to be metal. A small circular attic vent is centered on the front gable. The raised porch has wood decking and is accessed by poured concrete steps.

121. C 235 6th Street, South c. 1930 Craftsman

One-story, wood frame Craftsman style residence with a side facing gable roof of asphalt shingles on a brick foundation. A partial-width, front facing gable roof projecting entry porch is

States Area Neighborhood Historic District

Pike County, Mississippi

Name of Property

County and State

supported by wood turned columns on brick pedestals with cast stone caps. There is a wood porch deck with concrete steps. The façade is three-bay (W, D, W-Paired) with vinyl siding. The windows are 3/1 wood double hung sash and the entry door is wood with a single arched light over a recessed panels. There is a brick chimney piercing the roof on the left side. Wide overhanging eaves have exposed rafter tips.

122. C 236 6th Street, South c. 1907 Queen Anne

One-story wood frame Queen Anne residential building, L front, with a porch at the L. Combination gabled and hipped roof with asphalt shingles. Asbestos shingle siding. Three-bay primary façade (W, D, W) with central entrance. Porch is wraparound and has a shed roof supported by simple round wooden posts. Windows are 1/1 double-hung wood sash and door is single-leaf wood with one light over two panels and a single-light transom. Each window is flanked by louvered wood fixed shutters. Secondary, south, façade contains six bays (W, E, W, W, W, W). Raised porch has wood decking and is accessed by poured concrete steps. Wood lattice screens the areas under the porch and between the foundation piers.

123. C 304 6th Street, South. c. 1903 Queen Anne

J. E. Alford House

One-and-one-half-story wood frame Queen Anne style residence with hipped roof, lower side gables and a central gabled dormer. Asphalt shingles, wood clapboard siding. Projecting wraparound porch supported by simple Doric posts, grouped at the corners. Two integral brick chimneys. Three-bay facade (W, D-paired, W) with central entrance. Entrance door is double-leaf wood with large leaded glass lights. Entrance has a classical frieze consisting of paneled pilasters flanking the doors and a dentilled cornice above. 1/1 double-hung wood sash windows. Dormer windows are paired 1/1 double-hung wood sash. 1/1 windows carry over to the secondary facade with the side gable having two windows. Porch has dentilled cornice, modern metal pipe railing, wood decking, and painted brick skirting. Entrance steps are poured concrete. Garage – Front-gabled wood frame with asphalt shingles and wood clapboard siding.

124. C 314 6th Street, South c. 1925 Craftsman

One-story wood frame Craftsman style residence with hipped roof and undercut porch. Asphalt shingles and wood clapboard siding. Undercut wraparound porch supported by tapered wood columns resting on low brick piers connected by low wood clapboard walls. Three-bay primary facade (D, W, W) with an offset entrance. Door is wood panel with nine lights over two panels. Windows are 6/6 modern aluminum, double-hung sash. Open eaves with exposed rafter tails. Wood porch decking and concrete steps with brick rails.

125. C 318 6th Street, South c. 1918 Craftsman Influences

One-story wood frame Minimal Traditional residence with pyramidal roof and lower gables on front and side elevations. Asphalt shingles and wood clapboard siding. Partial-width wraparound porch at northeast corner, with metal screening and supported by square wood posts. Front gable at south end of the facade. Three-bay primary facade (W-paired, D, W) with offset entrance. Windows are 1/1 double hung wood sash with aluminum screens. Door is single-leaf wood with single-light plate glass. Eaves are open and have exposed rafter tails. Wood porch decking and concrete steps. An additional door is at the rear wall of the porch but its configuration is unclear.

States Area Neighborhood Historic District

Pike County, Mississippi
County and State

Name of Property

Garage – Wood frame side-gabled garage with standing seam metal roof. Open garage bay on left and a single-leaf wood door with three lights and three panels to the right.

126a. C 319 6th Street, South c. 1915 Queen Anne

One-story, wood frame Queen Anne style residence with a hip roof of composition shingles on a brick pier foundation with brick lattice infill. A partial-width hip roof wraparound projecting entry porch is supported by paired wood tapered columns on brick pedestals with cast stone caps. There is a wood porch deck with concrete steps which have brick wing walls with cast stone caps. The façade is four-bay (W-Paired, D, W, W) with horizontal wood lap siding. The windows are 1/1 wood double hung sash. The two on the right are in a front facing gable roof projection with gable returns and a wood window in the gable with two lights. The entry door is wood with a single light and has a single light transom above. There is a glass storm door. Eaves are boxed with a wide frieze board below.

126b. NC Garage and Carport (c. 1950) - One-story, wood frame garage with a front facing gable roof of asphalt shingles and horizontal wood lap siding. There is a wood garage door with nine recessed panels. Attached to the front of the garage is a front facing gable roof carport supported by wood posts.

127. C 320 6th Street, South c. 1925 Craftsman

One-story wood frame Craftsman style residence, side gabled with a central gabled dormer. Asphalt shingles and clapboard siding. Full-width undercut porch supported on the corners by squat square wood posts resting on brick piers and, in the middle, by 4x4 wood posts resting on brick piers. The corner posts are curvilinear at the junction with the porch frieze. Three-bay facade (W-paired, D, W-paired) with central entrance. Single-leaf wood Craftsman style door with cased sidelights. Windows are 4/1 double-hung wood sash. Dormer has a tripartite window with fixed six-light wood sash. Dormer has wide eaves with exposed rafter tails and triangular knee braces at the front. Open eaves at porch with exposed rafter tails. Wood porch decking with perforated brick skirting and concrete steps with brick rails.

128. C 321 6th Street, South c. 1915 No Style

One-story, wood frame residence with a side facing gable roof of asphalt shingles on a brick foundation. A partial-width, hip roof projecting entry porch is supported by wood posts with decorative brackets on a wood porch deck with brick steps. The façade is three-bay (W, D, W) with 9/9 metal single hung sash. The entry door is wood with an arched light over two moulded panels and has a transom above with stained glass. Eaves are boxed.

129. C 323 6th Street, South c. 1910 Queen Anne

One-story, decorative concrete block residence with a hip roof of asphalt shingles on a concrete block foundation. There is no entry porch, just a concrete stoop and a pent canvas awning over the entry door. The façade is four-bay (D, W, D, W). The corners of the façade are smooth blocks and under the eave there is a row of smooth blocks. The windows are 1/1 wood double hung sash with applied panel shutters and cast stone lintels and sills. The window on the right is in a front facing gable roof projecting bay with a pent roof and pressed metal shingle siding in the gable with a wood louvered vent with a "curtain" pattern overlay. The doors are both metal

States Area Neighborhood Historic District

Pike County, Mississippi
County and State

Name of Property

clad wood with six raised panels and a single light transom above. Eaves are boxed. The house is the same plan and design as 630 Virginia Avenue.

130a. C 330 6th Street, South c. 1950 Minimal Traditional with Tudor Revival details

One-story wood frame Tudor-esque residence with hipped roof and steep-pitched front gable on the right end of the facade. Asphalt shingles and aluminum lap siding. Integral brick chimney on front of the hipped roof. Partial-width porch with a covered vestibule at the entrance. The vestibule has a curvilinear pent roof and a segmental arched opening. Sun porch at south elevation. Three-bay facade (W-paired, D opening, W-paired) with central entrance. Windows are 4/4 double-hung wood sash and Door is four-light over two panels. Poured concrete steps at entrance with curvilinear wrought-iron rails. Brick foundation skirting.

130b. C Garage - Front-gabled two-car garage with asphalt shingles and aluminum lap siding. Paired eight-light casement windows at gable. Modern metal garage doors.

131. C 412 6th Street, South c. 1940 Craftsman

One-story wood frame Craftsman style residential building with combination hipped and gabled roof. Asphalt roof shingles and asbestos shingle siding. Full-width porch across the primary facade, supported by tapered wood columns resting on brick bases. The porch is now screened with lattice on the bottom half and metal screening at the top half. Two-bay primary facade (W-paired, D) with 3/1 double hung wood sash windows and a single-leaf door with three lights over two panels. The rear gabled portion also contains a front-facing bay of paired windows flanked by louvered wood fixed shutters. Raised porch is accessed by brick steps on the north end of the porch. Open eaves with exposed rafter tails.

132a. C 418 6th Street, South c. 1940 Minimal Traditional

One-story wood frame minimal traditional residence, side gabled with a small gabled porch at the center entrance. Asphalt shingles and vinyl lap siding; brick veneer at the bottom half of the facade. Projecting gabled entrance porch, lacking a pediment, and supported by two triangular knee braces. Four-bay facade (W, D, W, W-paired) with a central entrance. Door is wood with a semicircular divided light at the top and 2 panels below. 6/6 double-hung wood sash windows. Strip metal awnings over windows. Porch stoop is concrete slab with concrete steps.

132b. NC Garage – Front-gabled open carport supported by round metal posts. Asbestos shingles in the gable. Small enclosed storage room at the rear of the carport with one modern door.

133a. C 421 6th Street, South c. 1915 Craftsman

One-story, wood frame Craftsman style residence with a hip roof of asphalt shingles on a brick foundation. A full-width, hip roof projecting entry porch is supported by wood tapered columns on brick pedestals with cast stone caps. The porch deck is wood with concrete steps. The façade is three-bay (W-Paired, D, W-Paired) with asbestos shingle siding. The windows are 3/1 wood double hung sash with applied louvered shutters. The entry door is a wood slab with an outer wood screen door. Wide overhanging eaves have exposed rafter tips.

States Area Neighborhood Historic District
Name of Property

Pike County, Mississippi
County and State

133b. **NC** Outbuilding (c. 1950) – One-story wood frame carport with a front facing gable roof of asphalt shingles and horizontal wood lap siding. There is a shed roof carport addition to the left side supported by wood posts.

134a. **C** 424 6th Street, South c. 1960 Minimal Traditional
One-story wood frame Minimal Traditional residence with side gabled roof and front gable at south end of facade. Asphalt shingles and clapboard siding with brick veneer at the bottom half of the facade. Undercut carport at north end, supported by a wrought iron corner post. Small pent strip metal awning covers the off-center entrance. Three-bay facade (W-paired, D, W-grouped). Door is single-leaf wood panel. To the left of the door is a pair of 2/2 double-hung aluminum windows with horizontal muntins. To the right of the door is a grouping of three aluminum frame windows. The middle window is a single-light plate-glass and is flanked by 2/2 double-hung. A single-leaf door leads to a small storage room at the rear of the carport. Concrete slab porch with concrete steps. Boxed eaves.

134b. **NC** Outbuilding – Wood-frame gabled shed/outbuilding not visible from public right-of-way.

135. **C** 425 6th Street, South c. 1920 No Style
One-story, wood frame residence with a hip roof of asphalt shingles on a brick foundation. A partial-width, hip roof projecting entry porch has been enclosed with siding, windows and a door. The former porch has a pent metal awning. The façade is four-bay (W, D, D, W) with asbestos shingle siding. The windows are plate glass in wood frames. The doors are wood with single lights. A front facing gable roof former has no openings. Eaves are boxed.

136. **C** 430 6th Street, South c. 1960 Ranch
One-story wood frame Ranch residence with combination hipped and side-gabled roof. Asphalt shingles and asbestos shingle siding. Six-bay façade (W, W, D, W-tripartite) with central entrance. Door is a modern wood with three lights at the top. Single windows are 6/6 aluminum sash. Tripartite window has a single-light plate glass in the center, flanked by 6/6 aluminum sash. Small concrete slab stoop at the entrance with concrete steps. Boxed eaves.

137. **C** 431 6th Street, South c. 1915 No Style
One-story, wood frame residence with a hip roof of asphalt shingles on a brick foundation. A partial-width, undercut and wraparound projecting entry porch is supported by wood posts on a wood porch deck with concrete steps. The façade is three-bay (W-Paired, D, W) with horizontal wood lap siding and corner boards. The windows are 2/2 wood double hung sash. The paired window unit is in a front facing gable roof projecting bay which has gable returns. The entry door is wood with a single light over two horizontal recessed panels and has a transom above with a panel. Eaves are boxed.

States Area Neighborhood Historic District

Pike County, Mississippi
County and State

Name of Property

138. C 502 6th Street, South c. 1950 Minimal Traditional

One-story wood frame minimal traditional residence with low-pitch side-gabled roof and a slightly lower north wing. Asphalt roof shingles and asbestos shingle siding. Small gabled porch over the main entrance. Five-bay facade (D-double-leaf, W-paired, D, W-paired, W) with raised central entrance accessed by a concrete stoop with wrought-iron railings. Windows are 6/6 double-hung wood sash and are flanked by fixed wood louvered shutters. Primary entrance door is solid wood with a wood screen door. Secondary entrance, at left end of facade, contains double sliding glass doors. A small strip metal awning covers this entrance. Vinyl siding at the left (south) end of the structure suggests that a former carport has been enclosed. Boxed eaves. Conventional foundation with concrete block skirting.

139. C 506 6th Street, South c. 1950 Ranch

One-story wood frame with brick veneer residence in the Ranch style with a low pitch side-gabled roof and low pitched front gable at north end. Asphalt roof shingles and vinyl lap siding in the gable and along a narrow strip just under the eaves. Undercut porch supported by decorative wrought-iron posts. Four-bay facade (W, D, W-tripartite, W) with off-center entrance. Door is wood with one light over one panel. Outside window bays contain 1/1 aluminum sash with iron security bars. The tripartite window to the right of the entrance contains plate-glass windows with large wood louvers below each window. Boxed eaves. Slab foundation.

140. C 515 6th Street, South c. 1960 Ranch

One-story, brick veneer Ranch style residence with a hip roof of asphalt shingles on a brick foundation. A small partial-width undercut entry porch is over a concrete stoop and steps. The facade is four-bay (W, W-Tripled, D, W). The single windows are 8/8 wood double hung sash with applied louvered shutters. The tripled window unit has a central picture widow with sixteen lights and is flanked by 4/4 wood double hung sash windows. The entry door is wood with eight raised panels and is flanked by sidelights with four lights each. There is a hip roof carport attached to the rear left side of the house supported by metal poles with wood lattice between. Eaves are boxed.

7th Street

141. C 116 7th Street c. 1925 Craftsman

One-story wood frame Craftsman style residential building; hipped roof with asphalt shingles, wood clapboard siding. A single gabled roof dormer is centered and contains two louvered wood vents. Full-width porch at primary facade covering three bays (W, D, W) with a central entrance. Porch is supported on the corners by curvilinear extensions of the upper facade that rest on tall square brick piers. The two inner porch supports consist of thin square wood posts resting on low brick piers. Simple wood railings connect the brick porch piers. The windows are 4/4 double-hung wood sash and the door is single-leaf five-panel solid wood with divided light sidelights and a single-light transom. Raised porch with wood decking is accessed by poured concrete steps. Wide, open eaves with exposed rafter tails.

States Area Neighborhood Historic District

Pike County, Mississippi
County and State

Name of Property

142. C 118 7th Street c. 1907 Queen Anne

One-story wood frame Queen Anne residential building with hipped roof and lower front and side gables. Wraparound porch at the northeast corner. Asphalt roof shingles, wood clapboard siding, fish scaled shingles in the gables. Four-bay primary facade (W-paired, D, W, D) with centered primary entrance. Porch has a curvilinear roof and is supported by simple round wood posts. Windows are 1/1 modern aluminum sash and both doors are metal with six panels and divided light wood transoms. A smaller gable is centered above the wraparound porch and contains fish scale siding. The raised porch has wood decking and is accessed by cast concrete steps. Perforated brick work screens the crawl space. Conventional foundation.

143. C 124 7th Street c. 1910 Queen Anne

One-story wood frame Queen Anne style residence, L front with secondary front gable and a projecting porch at the L. Asphalt shingle roof and asbestos shingle siding. Porch is supported by square wood columns connected by a thin wood railing with turned balusters. Three-bay facade (W-paired, D, W-paired) with central entrance. Windows are 2/1 double-hung wood sash and door is wood with a single light over a single panel and single-light transom. Centered on each gable is a round iron attic vent. Wood porch decking and concrete steps. Conventional foundation with brick skirting.

144a. C 130 A-B 7th Street c. 1925 Craftsman

One-story wood frame Craftsman residence with hipped roof and gabled central dormer. Asphalt shingles and vinyl lap siding. Undercut partial-width porch, screened, and supported by square wood columns. Five-bay facade (W, W, W, D, W) with offset entrance. Windows at left end of facade are 6/6 double-hung wood sash. Single window to the right of the entrance is 4/1 double-hung wood sash. Door is wood with twelve divided lights, eight-light divided sidelights and a divided transom. Windows in dormer are paired four-light, fixed. Wide boxed eaves at gable. Wood porch decking, concrete steps, conventional foundation with brick skirting, boxed eaves.

144b. C Garage – Concrete block garage with hipped roof, asphalt shingles, and exposed rafters at the eaves. Single open garage bay with no door.

145. C 202 7th Street c. 1910 Queen Anne & Craftsman

One-story wood frame Queen Anne style residence with combination hipped and side-gabled roof with a front gable. Asbestos shingle roof and aluminum siding. Integral brick chimney. Projecting wraparound porch with pent roof, supported by tapered wood columns resting on low brick piers that extend to the ground. Low brick walls with concrete coping connect the porch piers. Two-bay primary facade (W-paired, D) with 2/2 double-hung wood sash windows and a twelve-light wood door and two-light transom. Additional 2/2 window at the rear wall of the wraparound porch. Small louvered attic vent centered on the gable. Exposed rafter tails at the porch eaves. Flat-roof rear addition contains a screened porch, a storage area, and an open garage.

146a. C 208 7th Street c. 1910 Queen Anne

One-story wood frame Queen Anne style residence with combination pyramidal and side-gabled roof with a single front gable. Asphalt roof shingles, asbestos shingle siding. Full-width

States Area Neighborhood Historic District

Pike County, Mississippi
County and State

Name of Property

projecting porch is curved at one end and supported by round wood posts. Two-bay facade (D, W) with off-center entrance. Door is modern wood with three staggered lights at the top. Window is aluminum 2/2. Small louvered vent centered on front gable. Evidence of original wood clapboard siding at lower corner of front gable. Wood porch decking, concrete stairs.

146b. NC Outbuilding – Side-gabled shed outbuilding, not viewable from public right-of-way.

147. C 210 7th Street c. 1910

Free Classic Queen Anne

One-story wood frame Free Classic Queen Anne residence with combination side-gabled and pyramidal roof. Asphalt shingles and asbestos shingle siding. Projecting full-width porch with pent roof, supported by round wood Doric columns. Three-bay facade (W, D, W) with offset entrance. 2/2 double-hung wood sash windows and wood door with one large light over two panels. Pent-roof carport attached at the north elevation and supported by 4x4 wood posts. Wood porch decking, concrete steps with metal pipe railing. Conventional foundation with brick skirting. Boxed eaves.

148. C 214 7th Street c. 1940

Craftsman

Two-story wood frame Craftsman residential structure. The bottom story is slightly set back from the top story and consists of an enclosed two-bay garage. Side-gabled roof with asphalt shingles; wood drop siding. Small pent-roof porch covers the second-floor entrance, which faces east, and is accessed by a set of wood stairs with metal pipe railings. Three-bay primary facade (W, D, W) faces east. Windows are 6/6 double-hung wood sash; door is modern metal with a single light over two panels. Double-leaf plywood doors cover the garage bays and three triangular knee braces "support" the second story on the south elevation. Eaves are open with exposed rafter tails.

149a. C 220 7th Street c. 1910

Queen Anne, Craftsman

One-story wood frame gable-and-wing residential building, now used as an office. Hipped roof with lower front-facing gable; porch at the L. Asphalt shingles and wood drop siding. Upper portion of gable is stuccoed and half-timbered. Three-bay facade (W, D, W) with central entrance. Porch has a pent roof and wide overhanging eaves with exposed rafter tails. Supports are wood "ladder" posts resting on brick piers. Windows are 2/2 double-hung wood sash flanked by wood plank fixed shutters and protected by metal storm windows. Wood door is single light over two panels with a single-light transom. Raised porch has wood decking and is accessed by poured concrete steps.

149b. C Outbuilding – Wood frame storage room with a metal roof and wood panel siding. On the left is an undercut porch with a four-panel wood door. Double-leaf "barn style" doors on right.

150. C 221 7th Street c. 1930

Craftsman

One-story wood frame Craftsman style residence with hipped roof and central gabled dormer. Large hipped roof rear addition with a covered walkway projecting from the north elevation. Asphalt shingles and wood lap clapboard siding. Exterior brick chimney, at south end. Partial-width projecting porch with hipped roof, supported by tapered wood columns resting on low

States Area Neighborhood Historic District

Pike County, Mississippi

Name of Property

County and State

brick piers connected by simple wood railing with square balusters. Five-bay facade (W, W-paired, D, W-paired, D) with off-center entrance. Main entrance door is modern with a single light over two panels. Secondary door is wood with three vertical lights over three horizontal panels. Windows are 4/1 double-hung wood sash. Dormer has wide eaves with exposed rafter tails and a wood six-light fixed window. Wide eaves with exposed rafter tails on main house. Rear addition has boxed eaves and modern vinyl sash windows.

151. C 223 7th Street c. 1925 Craftsman

One-story wood frame Craftsman bungalow style residential building. Hipped roof with central gabled dormer; asphalt shingles, vinyl lap siding. Full-width porch at primary facade. Four-bay symmetrical facade (W-paired, D, D, W-paired). Porch is supported by tapered square wood columns resting on low brick piers. Low wood walls connect the piers and act as a railing. Windows are 4/1 double-hung wood sash with metal storms, and flanked by louvered wood fixed shutters. Doors are fifteen-light wood with metal storm doors. Roof dormer is now covered with vinyl siding. Raised porch has wood decking and is accessed by cast concrete steps. Wide eaves are now boxed with vinyl.

152. C 224 7th Street c. 1910 Queen Anne, Craftsman

One-story wood frame Queen Anne style residence, gable-and-wing with a partially projecting porch at the L. Asphalt shingles, wood drop siding. Porch is partially undercut and is supported by tapered wood columns resting on low brick piers. Three-bay facade (W-paired, D, W-paired) with central entrance. Entrance contains a wood door with a single light over two panels. Windows are 3/1 double-hung wood sash. Wood porch decking, tiled concrete steps with brick rails and wrought-iron safety rails. Exposed rafter tails at the porch eaves. Conventional foundation with brick skirting.

153. C 310 7th Street 1948 Art Moderne

McComb High School (renamed Joseph E. Gibson High School in 1965)

E. L. Malvaney, Architect; Currie & Corley, Builders; William S. Wiedorn, Landscape Architect

Two-story brick Art Moderne academic building with flat roof and flat parapet. The building consists of an auditorium building at the south end and the primary classroom/office building to the north, with a two story connector wing in the center. The primary building has seven bays (W, D-grouped, W, W, W, W, W) with an offset entrance. The entrance contains three aluminum plate glass doors with transoms, and is flanked by fluted curvilinear stone panels. Windows are 2/2 modern aluminum frame with transoms. Left of the entrance is a recessed glass block window and above the entrance are two fixed 2/2 windows divided by a short pilaster and flanked by taller stepped brick pilasters with stone coping. Centered at the upper portion of the entrance tower is a surface mounted clock face with metal numbers. The connector wing consists of eighteen bays of tripartite 1/1 windows. The south auditorium building has a three bay facade (D-paired, D-paired, D-paired) with a central entrance. Doors are aluminum plate glass and above each one is a fixed 2/2 aluminum sash. Each bay is framed by two-story brick pilasters with stone caps. Each bay is divided by thin narrow two-story pilasters; each having surface-mounted pyramidal stone medallions at the top. At the upper facade, flanking the entrance bays, are two circular medallions. A cantilevered metal awning spans the auditorium

States Area Neighborhood Historic District

Pike County, Mississippi

Name of Property

County and State

entrance bays. Additions to the west side of the main building include one and two story classroom additions and a large gymnasium wing on the northwest corner of the site.

154. C 323 7th Street c. 1930 Craftsman

One-and-one-half-story wood frame Craftsman style residence with front gabled roof and projecting hipped roof porch. Asphalt roof shingles and wood clapboard siding. Porch is supported by tapered wood posts resting on brick piers; the corner piers are tall and the two inside piers are shorter with taller posts. Three-bay primary facade (W-grouped, D, W-grouped) with central entrance. Door is wood with fifteen lights. Windows are in groupings of three with 3/1 double-hung wood sash - the flanking windows being slightly more narrow than the center. In the center of the front gable is a grouping of three smaller 3/1 double-hung wood sash windows topped by a semicircular louvered attic vent. The porch has wood decking and concrete steps with wide brick rails and concrete coping. Boxed eaves and conventional brick foundation.

155. C 325 7th Street c. 1930 Craftsman

One-story wood frame Craftsman style residence with side-gabled roof and a central gabled dormer. Asphalt shingles, asbestos shingle siding. Exterior rusticated stone chimney at south gable end. Full width pent roof projecting porch is supported by square squat wood columns resting on tall plastered brick piers. Low plastered brick walls with concrete coping connect the porch piers. Three-bay facade (w-paired, D, W-Tripartite) with central entrance. Entrance contains a wood door with full plate glass, infilled sidelights, and a single light transom. Windows are 1/1 double-hung wood sash. Dormer window is boarded over. Wood porch decking, concrete steps, open eaves with exposed rafter tails.

156. C 327 7th Street c. 1930 Craftsman

One-story wood frame with stucco Craftsman style residence with front gabled roof. Asphalt roof shingles and stuccoed exterior. Full-width undercut porch is supported by curvilinear extensions of the wide porch frieze that extend to rest on tall scored stucco piers. A low stuccoed wall with concrete coping extends from the left pier to the porch steps. Two-bay facade (W-grouping, D) with four 4/1 double-hung wood sash windows on the left and a modern solid wood door on the right. Divided transom above door is painted over. Upper portion of the gable has a semicircular single-light window with radiating "sunburst" timbering extending to the eaves. Wide eaves with triangular corner brackets and exposed rafter tails, notched at the ends. Slab porch floor with concrete steps, stuccoed brick rails and a center iron safety rail.

157. C 329 7th Street c. 1940 Vernacular Commercial

Slader & Son, Incorporated Cement Manufacturing; Lee's Block and Cabinet Works

One-story concrete block vernacular commercial building, front gabled, with asbestos shingle siding at the gables. Standing seam sheet metal roof. Four-bay primary facade faces west (D-infilled, W, W-infilled, D). Exposed window is modern aluminum 6/6 with partial infill at the top. Door is modern solid wood veneer. A small strip metal awning covers the entrance. Secondary elevation contains eight bays (W, W, W, W, D-paired, W, W, D) with aluminum 6/6 windows, partially infilled at the top and modern wood veneer doors. Slab foundation, open eaves with exposed rafter tails.

States Area Neighborhood Historic District
Name of Property

Pike County, Mississippi
County and State

158. C 407 7th Street c. 1940 Craftsman Influences
One-story wood frame bungalow residence with some Craftsman stylistic elements. Clipped front-gable roof with asphalt shingles. Wood clapboard siding. Full-width undercut porch is enclosed with wood clapboard walls on the bottom half and metal screening on top half. Porch is supported by paired wood 2x4 posts at each corner. Three-bay facade (W, D, W-paired) with offset entrance. Door is wood with three vertical lights over two horizontal panels. Windows are 3/1 double-hung wood sash. Triangular corner braces support the outside corners of the eaves. A rectangular tripartite louvered vent is centered on the gable. A shed-roof open carport is attached at the north elevation and supported by metal pipe columns. A small storage unit is at the rear of the carport.

159. C 555 7th Street c. 1940 Minimal Traditional
One-story wood frame with brick veneer minimal traditional residence with side gabled roof. Asphalt shingles. Small gabled entrance portico supported by paired wood 4x4 posts with ladder rungs. Six-bay facade (W-paired, W, W-tripartite, D, W-tripartite, W-paired) with offset entrance. Door is modern wood with three arched lights at the top and four panels at the bottom. Outside windows are paired 3/1 double-hung wood sash. Windows flanking the entrance are tripartite with a single light plate glass in the center, flanked by six-light awning style windows. A small fixed four-light window is set high on the left end of the facade. A pent-roof open carport is attached to the south elevation and supported by square wood posts resting on a low brick wall.

21st Street

160. C 228 21st Street c. 1910 Queen Anne
One-story Queen Anne house with steep hip roof and lower cross gables on brick pier foundation. The primary elevation is divided into three bays (W-bay; D; W, W). It displays ample decorative elements in the Queen Anne style. The gables are elaborated by patterned shingles, carving, beaded board, and sawnwork. The east side gable includes an interesting vent composed of sawnwork with a teardrop shaped opening revealing louvers. Turned posts, a spindlework frieze, sawnwork brackets and drop finials enliven the porches (front and side). The front porch's low railings and turned balusters appear to be original. The house is clad in wood novelty siding and retains wood one-over-one windows. The brick piers - which vary in height due to the sloping site - are filled between with brick chain wall. Beneath the front bay is a vertical board foundation access door. The house has received minor alterations at the west, side porch and with a rear addition. There is a section of the porch wall showing a change in siding profile and a replacement aluminum window. A one-story shed roof addition was attached to the rear of the building.

161. C 306 21st Street c. 1920 Craftsman Bungalow
One-story, wood frame Craftsman Bungalow residence with a side facing gable roof of asphalt shingles on a brick foundation with metal vents. Shed roof full-width projecting entry porch supported by battered wood box columns on high brick piers with cast stone caps. The center two brick piers are lower and have lattice battered columns. Between the brick piers is a low

States Area Neighborhood Historic District

Pike County, Mississippi
County and State

Name of Property

brick wall with cast stone caps. The façade is four-bays (W-Paired, D, D, W-Paired) with thin strip horizontal wood lap siding and corner boards. The windows are 4/1 wood double hung sash. The entry door on the left is metal clad wood with a fan light over four raised panels. The entry door on the right is metal clad wood with six projecting panels. Both doors have metal and glass storm doors. There is a front facing gable roof dormer with the two windows covered with panels. Exposed rafter tips are visible.

162a. C 308 21st Street c. 1950 Ranch

One-story, wood frame Ranch house with a hip-on-hip roof of asphalt shingles on a brick foundation with metal vents. The entry is undercut and supported by a wood posts on a concrete stoop with concrete steps. The façade is five-bays (Screened Porch, W-Paired, W-Tripled, D, W-Paired) with horizontal wood Dutch lap siding. The windows are 2/2 wood double hung sash horizontally divided. The porch is screened between the wood posts and has a screen door. The entry door is wood with three-lights over four recessed panels. Eaves are boxed.

162b. C Garage (c. 1950) - One-story, wood frame two-car garage with a front facing gable roof of asphalt shingles on a concrete foundation. The garage is covered in horizontal wood Dutch lap siding. There is a single opening for the garage that is not cased and has chamfered corners. Wood panel barn doors cover the garage opening.

163. C 400 21st Street 1950 Colonial Revival

First Church of the Nazarene

This cross-gable brick church presides over the triangular intersection of 21st Street and Pennsylvania Avenue. Its front gable features a divided light rounded window over a triplet of rounded arched windows of patterned and colored glass flanked by two other fanlight windows. The front gable end is adorned by an octagonal steeple covered in asbestos siding and asphalt shingles with a plain wooden cross on top. Six fan light, eight-over-eight windows alternate with squared buttresses along each side elevation. For these features, this 1950 building is best termed Colonial Revival. Its front and two sides are almost exactly symmetrical down to the two air conditioning condensers, electrical boxes, and two marble plaques that identify the building date and involved persons. According to these plaques, it was constructed by the Reverend C. B. Carleton who is identified as "Pastor & Builder." Oversized, 3 1/2" X 11" bricks give the building a boldly solid appearance. The rear, cross-gable section is two-stories with six-over-six windows.

164a. C 420 21st Street c. 1910 Queen Anne

One-story, Queen Anne L front house typical of McComb. According to the owner, it was moved to its present site from an unknown location just before he moved in some forty-years ago, and indeed it does not appear on the 1949 Sanborn map. Though it retains its original form, front gable brackets, front door and partial turned porch posts, it has lost most of its integrity. The porch posts now rise from brick piers more typical of Craftsman homes. It has replacement windows and has been clad with vinyl siding, plus a half wall of brick veneer on the front elevation. It rests on a concrete pylon foundation with brick infill. The rear, side porch has been enclosed. A carport extends from the east elevation.

States Area Neighborhood Historic District

Name of Property

164b. NC Metal Shed

Pike County, Mississippi

County and State

Delaware Avenue

165a. C 311 Delaware Avenue c. 1890 No Style

One-story, wood frame residence with a side facing gable roof of asphalt shingles on a brick foundation. The partial-width hip roof projecting entry porch supported by wood tapered columns on brick piers with cast stone caps has been enclosed with windows, siding and a door. The façade is three-bays (W-Tripled, D, W-Tripled) with horizontal wood lap siding with corner boards. The windows are jalousie and the door is wood with a jalousie over a projecting wood panel and flanked by jalousie windows. There are two hip roof dormers each with 3/1 wood double hung sash and pent metal awnings. Eaves are boxed.

165b. C Outbuilding 1 (c. 1930) - One-story, wood frame storage building with a side facing gable roof of corrugated tin. Siding is a horizontal wood lap Dutch siding on the front and wood panels on the sides and rear. The front has a 2/2 wood double hung sash window and a covered opening. Exposed rafter tips are visible.

165c. C Outbuilding 2 (c. 1930) - One-story, wood frame garage with a side facing gable roof of corrugated tin with a concrete block foundation. The siding is a combination of board-and-batten and horizontal wood Dutch lap. Paneled barn doors are on the front of the outbuilding. Exposed rafter tips are visible.

165d. C Outbuilding 3 (c. 1940) - One-story, wood frame garage and shed with a front facing gable of asphalt shingles. The siding is board-and-batten. The barn doors are also board-and-batten. Next to the garage door is an open area covered by the roof and enclosed on three sides. There is one four light wood frame window on the front.

166. C 319 Delaware Avenue c. 1900 Craftsman

One-story, wood frame Craftsman bungalow with a side facing gable roof of asphalt shingles on a brick pier foundation with brick infill. The partial-width undercut entry porch has been enclosed with siding, windows and a door; however, the arched porch opening is still visible as well as the wood tapered piers on brick piers with cast stone caps. There are concrete steps that lead to the porch with brick wing walls with cast stone caps. The façade is five-bays (W, W, W, D, W-Paired) with Masonite siding with corner boards on the main portion of the house and wood panels on the infilled porch which rest on a low brick wall with a cast stone cap. A front facing gable projecting bay contains the first three windows on the left which are all 3/1 wood double hung sash. The bay also has chamfered corners and the gable of the bay is a three light wood frame window. The entry door is metal clad wood with two upper lights over four projecting panels. The other windows to the right of the door in the porch infill are paired jalousie windows. Exposed rafter tips are visible along with an internal brick chimney.

167. NC 325 Delaware Avenue c. 1980 No Style

One-story commercial building with a front facing gable roof behind a metal mansard canopy over the storefront. The façade is brick veneer with five-bays (W, D, W-Tripled, D, W-Tripled).

States Area Neighborhood Historic District

Name of Property

Pike County, Mississippi

County and State

The windows are plate glass in metal frames and the doors are aluminum frame glass commercial doors. Above the doors and windows are paneled transoms. The sides of the building are metal panels. To the rear of the building are two small metal panel sheds with front facing gable roofs of metal panels.

168. C 403 Delaware Avenue c. 1900 Queen Anne, Craftsman

One-story Queen Anne residence with a tall and wide front-gable roof featuring a very large trapezoidal louvered vent. A lower gable over a bay window features an interesting combination of pointed lintels, sawnwork, spindles, and scalloped shingles. The wraparound porch is Craftsman in style with battered posts resting on brick piers. A very plain balustrade appears to be a later addition. The house is clad in plain wood weatherboard and sits on a brick foundation. The roof is covered in asphalt shingles. The windows are one-over-one and three-over-one wood sash. The primary facade is three bays (W, D, W-bay).

169. C 407 Delaware Avenue c. 1920 Craftsman

Two-story, wood frame Craftsman style residence with a cross-gable roof with clipped ends on a painted brick foundation. A full-width and wraparound hip roof projecting entry porch is supported by wood tapered columns on brick pedestals with cast stone caps. The porch deck is wood with concrete steps. The facade is covered in asbestos shingle siding with corner boards and is four-bay (D, D, W, W) on the first floor and two-bay (W, W-Paired) on the second floor. The windows are 6/1 wood double hung sash. The entry door is on the right and is double-leaf with wood slabs for each leaf. The other door is also a wood slab. In the front facing gable is a wood rectangular louvered vent. There is an external brick chimney on the right side of the house. Wide overhanging eaves have exposed rafter tips.

170. NC 411 Delaware Avenue c. 1905 No Style

Two-story, wood frame residence, which has been altered to accommodate a retail space on the first floor, with a front facing gable roof of asphalt shingles on a brick foundation. There is no entry porch, just a concrete stoop. The facade on the first floor is three-bay (W-Tripled, D, W-Tripled) with brick veneer siding. The window on the left has three fixed metal windows with twenty-four lights each. The other window unit has plate glass windows in an aluminum frame. The entry door is plate glass in an aluminum frame. The second floor has three 1/1 metal single hung sash windows and horizontal wood lap siding. There is a wood louvered vent in the peak of the front facing gable. Wide overhanging eaves are boxed with a wide frieze board below. It appears as if an addition has been added to the front of the building for the retail space.

171a. C 415 Delaware Avenue 1876, moved 1921 Gothic Revival

First Christian Church

Two-story volume, wood frame Gothic Revival church with a front facing gable roof of asphalt shingles on a brick foundation. A partial-width, front facing gable roof projecting entry porch is supported by metal posts on a concrete porch deck with concrete steps. The gable of the porch is open with crossed members. The facade is sided in asbestos shingles with corner boards and is three-bay (D, W, W). The windows are 1/1 wood double hung sash with a pointed arch upper sash and stained glass lights. The entry door is double-leaf wood with four moulded panels to each leaf and a blind pointed arch transom above. There is a large wood rosette window above

States Area Neighborhood Historic District

Pike County, Mississippi
County and State

Name of Property

the pointed arch windows. The entry door is in a bell tower with diagonal buttresses. Above the entry door is a tripartite wood louvered vent with pointed arches. The bell tower is capped with a pointed spire with metal panels. This was built after 1921 move, which required dismantling of original steeple. Eaves are boxed.

171b. NC Shed (c. 1950) – One-story, wood frame shed with a front facing gable roof of metal panels and exposed rafter tips visible. The shed is sided in metal panels and has a wood slab door.

172. C 419 Delaware Avenue c. 1920 Craftsman

One-story, wood frame Craftsman style residence, which has been converted into office space, with a gable-on-hip roof of asphalt shingles on a brick foundation. A full-width undercut entry porch is supported by wood tapered columns on brick pedestals with cast stone caps. Between the pedestals is a wood balustrade. The porch deck is wood with concrete steps which have brick wing walls with cast stone caps. The façade is four-bay (D, W, W, D) with asbestos shingle siding. The windows are 3/1 wood double hung sash. The door on the left is wood with three lights over a single recessed panel. The door on the right is a wood slab with a glass storm door. The gable has a wood window with three lights flanked by wood vents with lattice. Wide overhanging eaves have exposed rafter tips.

173. C 423 Delaware Avenue c. 1915 Craftsman

One-story, wood frame Craftsman style residence, which has been converted into office space, with a cross-gable roof with clipped ends on a painted brick foundation. A partial-width shed roof projecting entry porch has been enclosed with siding, windows and a door. The façade is three-bay (W-Tripled, D, W) with horizontal wood lap siding. The tripled window unit is made up of steel frame windows with four central lights flanked by three light casements with a fixed light above. The single window is a wood picture window with twenty-four lights. The entry door is a wood slab with three stepped lights and is flanked by sidelights which are really steel frame casements with four lights each. The entry door also has an outer metal security door. The gable has a wood window with two lights flanked by wood vents with lattice. Wide overhanging eaves are supported by knee braces.

174. C 427 Delaware Avenue c. 1917 Craftsman influence

Two-story, Craftsman style residence with a front facing gable roof of composition shingles on a foundation covered with insulated panels. A full-width, one-story, hip roof projecting entry porch is supported by wood tapered columns on brick pedestals with cast stone caps. The porch deck is wood with concrete steps flanked by brick wing walls with cast stone caps. The façade is covered in horizontal wood lap siding with corner boards and is three-bay (D, W-Paired, D) on the first floor and three-bay (W, W, W) on the second floor. The windows are 3/1 wood double hung sash. The main entry door is on the right and is wood with nine lights and has an outer wood screen door. The other door is metal clad wood with nine lights over two vertical panels and has an outer metal security door and a pent metal awning above. The door is in a shed roof addition to the house. Attached to that addition is a side facing gable roof carport supported by wood posts. There is a brick chimney piercing the roof on the left side. Wide overhanging eaves have a wide frieze board below.

States Area Neighborhood Historic District
Name of Property

Pike County, Mississippi
County and State

175. C 431 Delaware Avenue c. 1893 Queen Anne

One-story, wood frame residence with a front facing gable roof of asphalt shingles on a brick foundation with concrete block infill. A partial-width, front facing gable roof projecting entry porch supported by a curved wood column on a brick pedestal with a cast stone cap at the right end. The porch has been partially enclosed with siding and a window. The porch deck is wood with concrete steps which have brick wing walls with cast stone caps. The façade is five-bay (W, D, W, W, W) with horizontal wood lap siding with corner boards. The windows on the left are 1/1 metal single hung sash. The other windows on the right are 2/2 wood double hung sash and in a front facing gable roof projecting bay with a pent roof, fish scale siding in the gable, and chamfered corners under the gable. The entry door is wood with twelve lights and is flanked by sidelights with four lights and topped by a transom with six lights. The upper gable has fish scale siding. The gable of the porch has stucco siding and a tripartite vent with a central arched vent with wood slats flanked by square vents with lattice panels. Eaves are boxed with a wide frieze board below.

176a. C 507 Delaware Avenue c. 1930 Tudor Revival

One-story, wood frame Tudor Revival style residence, which has been converted into a pre-school, with a cross-gable roof with clipped ends on a brick foundation. There is no entry porch, just a concrete stoop and step. The façade is four-bay (W-Paired, D, W, W) with asbestos shingle siding and no corner boards. The paired window unit has double-leaf wood casements with eight lights to each casement and is under the front facing clipped gable which has a wood louvered vent in the gable. The other windows are 6/6 wood double hung sash. The windows have pent metal awnings above. The entry door is wood with a central light surrounded by nine panels. The door is recessed in an arched opening under a front facing gable with half-timbering and stucco in the gable. There is an external brick chimney on the front façade to the right of the door.

176b. C Outbuilding (c. 1950) – Concrete block outbuilding with front facing gable roofs of asphalt shingles on a concrete foundation. There are two front facing gable roofs connected by a side facing gable roof. The façade is five-bay (W, D, W, D, W). The windows are 1/1 metal single hung sash. The door on the left is a metal slab and the one on the right is a metal slab with a single light. Exposed rafter tips are visible.

177a. C 509 Delaware Avenue 1922 Romanesque
St. Alphonsus Church

Kramer and Lindsley, Architects; Augusto Wennerlund, Builder

Two-story volume Italianate style church building with a front facing gable roof of clay barrel tiles on a brick foundation. There is a one-story partial-width, shed roof entry porch supported by Ionic columns with an entablature above with dentil trim. The concrete porch deck has brick steps. The porch is located between two symmetrical bell towers at the ends of the façade. Under the porch the façade is three-bay (W-Paired, D, W-Paired). The windows are wood fixed units with leaded glass in a diamond pattern. The door is double-leaf wood with eight recessed panels to each leaf. Above the door is a transom with leaded glass. Above the porch are three wood windows, each with paired arched leaded glass lights with a circular light between the arches. The windows are in an arched frame surrounded by brick ends. The bell towers are three-story

States Area Neighborhood Historic District

Name of Property

Pike County, Mississippi
County and State

with windows on the first two stories, each with paired arched leaded glass lights with a circular light between the arches. The third story has three arched openings. The towers are capped in hip roofs of metal panels and crosses. Eaves are boxed and below is a frieze "board" with brick corbelling and arched stucco panels with raised crosses in alternating panels.

177b. C St. Alphonsus Parish Hall c. 1950 Colonial Revival

One-story, brick veneer Ranch style residence, which has been converted to a Parish Hall for St. Alphonsus Church, with a side facing gable roof of asphalt shingles on a brick foundation with metal vents. A partial-width, front facing gable roof projecting entry porch is supported by wood box columns on a brick porch deck with brick steps. The façade is six-bay (W-Paired, W, W-Bow, W, D, W). The paired window unit has 6/6 wood double hung sash with applied panel shutters. The single window on the right end is an 8/8 wood double hung sash with applied panel shutters. The other single windows are 6/6 wood double hung sash. The bow window is wood with seventy-two lights and a metal panel roof above. The bow window and flanking single windows are in a front facing gable roof projection with a triangular louvered vent in the gable. The entry door is wood with a center light surrounded by six raised panels. Eaves are boxed.

178a. C 523 Delaware Avenue c. 1910 No Style

One-and-a-half story, wood frame altered Queen Anne residence, which has been converted into an office, with a hip roof of composition shingles on a painted brick pier foundation. A full-width and wraparound hip roof projecting entry porch is supported by brick columns with cast stone caps. There is a low brick wall with a cast stone cap acting as a balustrade. The porch deck is wood with concrete steps. The façade is three-bay (D, W-Paired, D) with a combination of wood block siding on the very front and horizontal wood shiplap siding on the rest. The windows are 2/2 wood double hung sash. The main entry door is on the right and is wood with a single light over a recessed panel and has a single light transom above. The other door is wood with a stained glass light over two vertical recessed panels and has a single light transom above. There is a front facing gable roof dormer with a 6/6 metal single hung sash window. Attached to the right side of the house is a Porte Cohere supported by brick columns with cast stone caps. Eaves are boxed.

178b. C Garage (c. 1940) – One-story, wood frame garage with a side facing gable roof of metal panels facing the alley. The garage is sided in horizontal wood shiplap siding. The garage opening is filled with wood panels. Exposed rafter tips are visible.

179. C 529 Delaware Avenue c. 1895 Queen Anne

One-and-a-half story, wood frame Queen Anne style residence, which has been converted into a retail space, with a front facing gable roof of asphalt shingles on a brick pier foundation. A partial-width hip roof projecting entry porch is supported by wood posts on a wood porch deck with a concrete step. There is a wood balustrade between the posts. The façade is five-bay (W-Paired, D, W, W, W) with horizontal wood lap siding and corner boards. The windows are 1/1 wood double hung sash. The three on the right are in a front facing gable roof projection with fish scale siding in the gable, bargeboard in the gable, and chamfered corners under the gable with brackets. The entry door is wood with a single arched light over two moulded panels and has a transom above with two lights. In the upper gable of the house is a paired window unit with

States Area Neighborhood Historic District

Pike County, Mississippi
County and State

Name of Property

2/2 wood double hung sash. Above the window frame is a smaller wood panel and above that is a wood louvered vent. The upper portion of the gable has fish scale siding and bargeboard. Eaves are boxed with a wide frieze board below.

180. **PL** 601 Delaware Avenue c. 1912 Classical Revival

Hilborn B. Holmes House – “Brentwood”

Two-and-one-half-story brick Classical Revival residence with pyramidal roof and front-gabled portico. Clay tile roof. One-story wing at the rear (south) elevation. Building rests on a high foundation that is stuccoed and scored to resemble stone. Two integral brick chimneys. Five-by-five bays with the primary (north) facade dominated by a two-story pedimented portico supported by colossal fluted Ionic columns and pilasters resting on scored stuccoed parapets and supporting a full entablature composed of an architrave with multiple fascias, a modillioned and dentilled frieze, and a molded cornice. The tympanum is highlighted by a lunette accented by tracery and trimmed with a molded surround and keystone. The upper gallery is enclosed by a balustrade having turned balusters and molded rails. The central bay of each level of the facade contains a recessed door detailed with molded back bands, fine millwork and beveled leaded glass. The doorway on the first level is framed by paneled millwork and leaded glass sidelights and transom with corner lights. The frontispiece on each level consists of fluted Ionic colonnettes and pilasters supporting a full dentilled entablature. Window openings on the facade are 12/1 double-hung wood sash, crowned by flat stone jack arch with keystone. A cast stone belt course sits directly beneath the second story windows and encircles the house. The east elevation has a one story five bay semi circular portico which features fluted Ionic columns, fluted pilasters, and a flat roof that has jigsaw purlins and a balustrade with turned balusters.

181. **C** 617 Delaware Avenue c. 1913 Colonial Revival

Dumas Dentistry

One-story wood frame, L front residential building remodeled in the Colonial Revival style with a removal of original front porch and an addition to the southeast side with asbestos roof shingles and wood clapboard siding. An internal brick chimney projects from the east wing, near the roof peak. Four-bay primary facade (W-grouped, W-grouped, D, W) with off-center entrance.

Windows are all double-hung wood sash and the bays contain, left to right, grouping of 9/9 flanked by 6/6, grouping of three 9/9, a single-leaf six-panel wood door with a semi-circular divided-light transom, and a single 9/9 window. All window bays are flanked by louvered wood fixed shutters.

182. **C** 621 Delaware Avenue c. 1930 Craftsman

2 Skinny's Bar & Grill

One-story wood frame with stone veneer Craftsman style commercial building, formerly a residence, with a hipped roof and front-gabled projecting porch. Primary facade is scored stucco. Asphalt roof shingles. Exterior stuccoed brick chimney at west elevation. Partial-width projecting porch is supported by tapered wood columns, paneled on each side, and resting on a low stone wall. Wide flat wood porch frieze. Three-bay facade (W-paired, D, W-paired) with central entrance. Door is wood with full-light plate-glass. Windows are paired 1/1 double-hung wood sash. Gable front is scored stucco. Original porch steps are now covered over by a large poured concrete patio.

States Area Neighborhood Historic District
Name of Property

Pike County, Mississippi
County and State

183. C 625 Delaware Avenue c. 1950 Ranch
The Stagner Agency

One-story wood frame Ranch building, formerly a residence, with a hipped roof and lower hipped projection at the west side of the facade. Asphalt shingles and wood clapboard siding. Three-bay facade (W-tripartite, D, W) with offset recessed entrance. The entrance door is wood with four lights at the top over four panels. The left window is 1/1 aluminum flanked by narrow 1/1 aluminum. The right window is a single 1/1 aluminum sash. Windows are flanked by fixed wood louvered shutters. Concrete slab stoop at the entrance with brick steps. Boxed eaves. Conventional foundation with brick skirting.

184. C 641 Delaware Avenue c. 1913 Traditional Commercial
McComb City Steam Bakery and High Maintenance Salon

One-story painted brick traditional commercial building with flat roof and flat parapet. Three-bay primary facade (W, W, D) with off-center entrance. A small canvas awning covers the entrance. Windows are modern 6/6 vinyl with louvered wood fixed shutters. Door is metal six-panel. The upper facade contains three recessed brick panels, each with a row of brick corbelling at the top. Brick coping at the parapet.

185. C 647 Delaware Avenue c. 1900 Queen Anne modified
Crisis Pregnancy Center

One-story wood frame Queen Anne style building, formerly a residence, with combination pyramidal roof, front gable, and lower secondary gable. Asphalt shingle roof and wood shake siding with a scalloped edge. Pent roof partial-width porch, partially enclosed and extending to cover a modern addition to the east. Four-bay facade (D, W, D, W-paired) with central deeply recessed entrance. Entrance door is wood with plate glass and flanked by plate glass sidelights. Secondary door is modern wood with two lights and with six-light sidelights. Very large window to the left of the entrance is metal frame curvilinear fixed with sixty lights. Window to the right of the entrance is 1/1 double-hung with a craftsman style top sash. In the front gable is a 1/1 double-hung window flanked by decorative radiating wood elements and topped with a triangular panel of "fish scale" wood shingles. Brick stoop and brick steps. Conventional foundation. Boxed eaves.

186. C 653 Delaware Avenue c. 1918 No Style
Tropical Rayz Tanning Salon, LLC

Altered one-story wood frame bungalow now serving a commercial use. Hipped roof of asphalt shingles, with central gabled dormer. Vinyl lap siding. Undercut porch on left side of facade, supported by square columns covered with vinyl siding. A simple wood balustrade serves as the porch railing. Four-bay facade (W, D, W, W) with off-center entrance. Bays contain, left to right, 1/1 vinyl sash window, solid metal door with plate-glass storm door, two four-light aluminum awning style windows. Window bays are flanked by louvered wood fixed shutters. Porch has vinyl covering and is accessed by poured concrete steps. Foundation piers flare at the corners and are now covered in vinyl.

States Area Neighborhood Historic District

Pike County, Mississippi
County and State

Name of Property

187. C Delaware Avenue and 7th Street c. 1930 Craftsman

One-story wood frame Craftsman residence with hipped roof and front-gabled porch. Asphalt shingles and asbestos shingle siding. Projecting partial-width porch is supported by thick square wood posts with a low wood wall connecting the posts. Three bay façade (W, D, W) with an offset entrance. Entrance door is modern solid wood with an aluminum screen door. Windows are 2/2 double-hung wood sash with metal storm windows and flanked by paired decorative wood planks. A small square louvered attic vent is centered on the front gable. Open eaves with exposed rafter tails. Conventional foundation with brick piers.

188. C 703 Delaware Avenue c. 1960 Ranch

One-story brick post-modern building, formerly a residence, with hipped roof and two front gables. Asphalt shingle roof and vertical wood panels in right gable. Projecting pent-roof porch at L, supported by wrought-iron posts. Wide exterior chimney centered on primary facade. Four-bay facade (W-tripartite, W-tripartite, D, W-tripartite). Entrance door is solid wood with a single light at the top flanked by scored wood panels. Three horizontal score marks are also at the base of the door. Outside windows are single-light plate-glass in the center, flanked by 2/2 aluminum sash. Windows directly to the left of the entrance are a grouping of three 2/2 aluminum sash. Tiled stoop with tiled steps.

189a. C 717 Delaware Avenue c. 1930 Craftsman

Peace of Mine

One-story wood frame Craftsman style residential building, now commercial, with front gabled roof and lower projecting front gable. Attached side-gabled porte cochère on east elevation. Asphalt shingle roof and stuccoed siding. Former porch, now partially enclosed, is supported by tapered wood columns resting on tapered stuccoed piers. Two-bay facade (W-grouping, W-paired) with the left bay containing four wood frame plate-glass windows and the right bay containing paired 9/1 double-hung wood sash. The upper portion of each gable has faux half-timbering and a central fixed four-light window. Porte-cochère is supported by tapered columns resting on stuccoed tapered piers. Two additional square wood posts add support at the outside edge of the porte-cochère. Conventional foundation. Open eaves with exposed rafter tails.

189b. NC Garage- One-story shed roof garage building with synthetic lap siding. Two garage door bays.

190a. C 721 Delaware Avenue c. 1930 Craftsman

One-and-one-half story wood frame Craftsman style residence with side gabled roof and central gabled dormer. Asphalt shingles; brick, wood clapboard, and stucco. Integral porch, now enclosed, is supported by stuccoed curvilinear extensions of the wide porch frieze that connect to tall brick piers. Brick half walls connect the base of the piers. Integral brick chimney and porte cochère at west end. Three-bay façade (W-tripartite, D, W-tripartite) with central entrance. Single-leaf wood door with plate glass, flanked by three-light aluminum sidelights over brick half walls. The outer windows consist of a three-light aluminum window flanked by narrow three-light sash. Dormer contains a grouping of three eight-light fixed windows with a Craftsman style muntin configuration. Dormer has triangular corner braces and wide open eaves. Wide

States Area Neighborhood Historic District

Pike County, Mississippi
County and State

Name of Property

eaves at porch with exposed rafter tails. Concrete steps with low brick rails and wrought-iron safety railings. Conventional foundation with brick wall.

190b. C Garage – Front-gabled frame shed/outbuilding with board and batten siding and asphalt shingle roof.

191. C 723 Delaware Avenue c. 1910 Queen Anne

One-and-one-half-story wood frame Queen Anne-style residence with pyramidal roof, central dormer with hipped roof, and lower hipped roof wraparound porch. Asphalt roof shingles and asbestos shingle siding. Porch is supported by thin round wood columns. Integral brick chimney near roof peak. Two-bay facade (W-paired, D) with offset entrance. Door is wood single-leaf with a single light at the top half and two panels below, and a single-light transom. Windows are 1/1 double-hung wood sash with metal screens. A secondary entrance with a single-leaf wood door and transom are the back wall of the wraparound porch. Dormer contains a grouping of three single-light windows. Wood porch decking and concrete steps with sample wood railings. Boxed eaves. Conventional foundation.

192. C 729 Delaware Avenue c. 1935 Craftsman

One-story wood frame Craftsman bungalow with side gabled roof and lower front porch gable. Asphalt roof shingles and asbestos shingle siding. Partial-width projecting porch is supported by tapered wood columns resting on brick piers with a low brick wall with punch-outs that mimic balusters. Two-bay facade (D, W-paired) with central entrance. Door is modern wood with three panels and is flanked by six-light Craftsman style sidelights. Windows are paired 3/1 double-hung wood sash. A small fixed three-light window is centered on the front porch gable. Above this window is a triangular metal louvered vent. Wood porch decking, concrete steps with low brick railings. Open eaves with exposed rafter tails. Conventional foundation with brick skirting.

193. C 803 Delaware Avenue c. 1920 Craftsman

Single-story, rectangular, wood-frame, Craftsman-style Bungalow with an attached, full width front porch that is extended out to the left of the main body to present an original, side-gabled porte cochère. The main body is front-gabled, w/ a steeply-pitched roof, & it features distinctive clipped (jerkinhead) gables at the front & rear. All roof surfaces are covered in asphalt composition shingles, w/ wide eaves & exposed rafter tails. The front gable face, just above the attached roof slope of the front porch, is pierced by a large, rectangular, horizontally-oriented attic vent w/ slats. The roof of this combined front porch/porte cochère is hipped on the right end (at the right edge of the main body) & side-gabled to the left for the porte cochère; in between, across most of the front elevation, it consists of a shed-roof (in elevation & side profile). This combined amenity/design feature is divided into 4 symmetrical bays by a line of 5 supports across the front; each is comprised of a short, squat, battered & boxed wood column that rests on a tall brick pedestal. Low bulkheads of continuous brick infill most of the bay spaces between these supports, save for the central front entrance bay to the porch & the front & rear entries to the left side's porte cochère. The back wall of the front porch has three bays of fenestration (ww-d-ww), consisting of a paired set of windows near ea. corner & the single entryway in the middle. The entry now contains a non-orig., wood veneer door with three diagonally-arranged mini panes. All orig. window openings on the main body are intact, & their orig. single or paired

States Area Neighborhood Historic District

Pike County, Mississippi
County and State

Name of Property

windows retain their orig. double-hung, Craftsman style wood sashes of multiple (8) panes over one plate glass sash (8/1). The exterior wall surfaces of the main body are also still clad in their original clapboards, except for the faces of the side-gabled, side wall dormers - halfway back on ea. side & home to a horizontal, rectangular, multi-pane fixed window - that are positioned over shallow, bump-out projections. The house is raised on a perimeter foundation wall of continuous brick. As can be noted by changes in illustrations of the plan view for this house on Sanborn Fire Insurance Co. maps of the area even between the June 1925 edition & the next update in July 1949 (see Sect. 25 below), this house - throughout its history - has received numerous additions to its rear elevations. These additions have taken the form of several rounds of cross-gabled extensions to the rear from the house's original, right rear corner. In its current condition, the house exhibits at least three separate expansions. Each succeeding rear-gable addition is attached to the rear wall of the preceding, utilizing a lower ridgeline, but adhering to a comparable pitch, scale, & massing. These additions feature a variety of exterior siding materials and of window configurations and components.

194. C 805 Delaware Avenue c. 1930 Craftsman
Single-story, rectangular, wood-frame, Craftsman-style Bungalow with a brick veneer exterior finish that extends down to the ground, & a crawlspace vented by rectangular openings w/ metal grates. The construction may, in fact, be of brick bearing walls, as every 7th row features an alternating course of stretchers & headers, perhaps a variant of common bond, & there is a belt course of rowlocks wrapping around the house at floor level. Slanted rowlocks are also used for the window sills. The house is sheltered by a low-pitch hipped-roof, w/ a ridge running front-to-rear. The facade is nearly but not quite symmetrical, as the right front parlor is larger than the left, but it presents 3-bays of fenestration (ww-d-ww). There are paired sets of windows near ea. corner, but the left set & the entry itself are shifted closer to the left corner. Most of the house's window openings are paired, & all are still fitted w/ their orig., double-hung, Craftsman-style, 3/1 wood sashes. The single entry ensemble has a near fully-glazed wood-framed door, w/ 12 lights (3 panes across by 4 down), framed by 4-pane sidelights; all 3 elements have solid wood kick panels at bottom. The entry is sheltered by an attached front-gable portico, which is now supported at ea. front corner by open web metal supports w/ decorative scrollwork. These rest on the original, poured concrete floor of an oversized entry terrace, which covers much of the width of the front elevation, & is set on a foundation wall of continuous brick. The terrace is accessed via a tapered (in width) flight of four brick steps. The portico itself displays cornice moldings w/ heavy relief & broken returns, and a segmental arch cutout just below the returns. All roof surfaces are covered w/ asphalt composition shingles, w/ boxed eaves featuring a continuation of the decorative cornice molding from the portico. Below the soffit panels at the elbow w/ the brick walls, a band of wood fascia wraps around the house. A brick chimney runs up the left side exterior wall of the left front parlor, now cut off at the roof.

Edgar Street

195. C 310 Edgar Street c. 1930 Tudor Revival
One-story, brick veneer Tudor Revival residence with a cross-gable gable roof of diamond pattern asbestos shingles on a brick foundation. Small front facing gable roof undercut entry porch with a brick arch opening with applied louvered shutters on either side of the arch. The

States Area Neighborhood Historic District

Pike County, Mississippi
County and State

Name of Property

porch deck is concrete with a brick step. The façade is five-bays (W, W, D, W, D). The window on the far left is a 6/1 wood double hung sash and the other two are twenty-light steel windows with divisions on the ends casements. The main entry door under the porch is arched wood with a single light over two panels. The other door is wood with twelve lights and an arched transom above. There is a massive exterior brick chimney next to the entrance porch that fronts the front facing gable. In the gable, next to the chimney, is a quarter arch light with four divisions in the gable. Another internal brick chimney is visible piercing the roof. Eaves are boxed.

196a. C 314 Edgar Street c. 1910 Free Classic Queen Anne
Two-story, wood frame Free Classic Queen Anne residence with a gable and hip roof of composition shingles on a brick foundation. Full-width and wraparound hip roof projecting entry porch supported by Ionic columns on a wood porch deck with brick steps. Over the steps there is a front facing gable to the porch roof with diamond pattern shingles in the gable. The façade has horizontal wood lap siding and corner boards. The first floor façade is three-bays (D, W, D). The window is a 1/1 wood double hung sash. The door on the far left is wood with five recessed panels. The main entry door is on the right and is Queen Anne in style with a leaded light over a single raised panel and has an outer wood screen door. There is a single light transom over the door. The second floor façade is three-bays (W, W, W). The window on the far right is a 3/1 wood double hung sash and the other windows are 1/1 wood double hung sash. The gable has a pent and a combination of fish scale and diamond pattern scale siding along with a 1/1 arched wood double hung sash. Eaves are boxed.

196b. C Garage (c. 1940) - One-story, wood frame garage with a front facing gable of asphalt shingles. The garage is sided in horizontal wood lap siding and has two individual barn doors with raised double x framing.

197. C 320 Edgar Street c. 1915 Craftsman
One-story, wood frame Craftsman bungalow with a gable and hip roof of asphalt shingles on a brick foundation. The partial-width hip roof entry porch has been enclosed, however, the wood box columns and the low wall between the columns with horizontal wood lap siding is still visible. The façade is three-bays (W-Bay, D, W-Paired) with horizontal wood lap siding and corner boards. The bay window has a central 15/1 wood double hung sash window flanked by 12/1 wood double hung sash windows. The entry door is really a metal and glass storm door on the front of the enclosed porch. The other two windows are the enclosed porch fill and are 2/2 metal single hung sash horizontally divided. There is a wood louvered vent in the gable. Exposed rafter tips are visible.

198a. C 325 Edgar Street c. 1915 Craftsman
One-and-a-half story, wood-frame vernacular Craftsman residence with low double-pitched hip roof on tall brick pier foundation. The core of the building is a three bay (W, D, W) hip roofed cottage deeper than it is wide with chimneys rising from the top center of the front and rear slopes. Decoratively shaped exposed rafter ends and a short dormer with extra deep eaves lend it a somewhat fanciful Craftsman flair. The porch is supported by wide boxed posts with straight sides rather than the common battered sides. A wood plant trellis attached to the front of the porch appears to be an early, if not original feature. The front windows are wood

States Area Neighborhood Historic District

Name of Property

Pike County, Mississippi

County and State

fifteen-over-one and twelve-over one sash. The south side features a ribbon of seven three over-one bungaloidal windows covered by wood frame screens. Part of the front porch has been enclosed by extending the front elevation to the edge of porch. The weatherboards of this section are drop, while those on the rest of the house are plain. Part of the rear porch was also enclosed. The roof is covered in architectural asphalt shingles. The piers at the front of the house are filled between with solid brick, but those on the side were left open. The concrete and brick front porch steps are not original and likely replaced wooden ones. In front of the house along the sidewalk is a retaining wall composed of concrete rubble and cast stone blocks in a diamond sunburst pattern. The blocks likely came from the local shop of B. V. Slader.

198b. C Garage - Wood-frame, gable-front garage and storage shed with one car bay, double doors to storage and mix of three-over-one and six-over-six windows. Appears to be of a later construction date than the house.

199. C 326 Edgar Street

c. 1915

Queen Anne

One-story, wood frame Queen Anne residence with a gable and hip roof of asphalt shingles on a brick pier foundation with brick infill. Partial-width, wraparound projecting hip roof entry porch supported by tapered wood box columns on brick piers with cast stone caps. Wood porch deck with brick steps flanked by brick wing walls with cast stone caps. The front porch has been remodeled in the Craftsman style. The façade is six-bays (D, W, D, W, W, W) with horizontal wood lap siding and corner boards. The windows are 1/1 wood double hung sash. The door on the far right is wood with a single light. The main entry door is wood with a single light, flanked by single light sidelights and a single light transom above. The gable projection has chamfered corners with scroll brackets. The gable has a pent and a seven-light window in a wood frame. There is a hip roof dormer with a single light window in a wood frame. Eaves are boxed. There is a shed roof carport attached to the right side of the house supported by metal poles.

200. C 405 & 407 Edgar Street

c. 1930

Craftsman

Almost identical to 221 A & B Scott Street which sits perpendicular to it. The rear corners of the buildings sit very close together. Like 221 Scott, it is a one-and-a-half story, hipped roof, Craftsman bungalow duplex, with solid brick full foundation and brick veneer first floor. A soldier course divides the solid brick of the foundation from the veneer of the main floor. A hip roofed dormer centered in the front roof slope has a pair of wood louvered vents and is clad in drop siding. A single chimney rises from the peak behind the dormer. The roof is clad in asphalt covered partially by an incomplete standing seam roof that extends over the dormer like a tent. The primary facade is divided in two bays (W, D, D, W). The concrete floored porch features square brick columns. Wood railings and balusters have been added to the porch. A molded cornice elaborates just the porch, stopping before the side elevations. The brick of the front elevation and porch posts has been painted. The visible windows of the first floor are three-over-one bungaloidal sash. The front doors and windows have been boarded over. The most extraordinary feature of the house is a canal that cuts under it. This small canal cuts diagonally between the piers of the foundation and appears to be contemporaneous with the construction of the house. The impression of the wooden framework for the concrete is evident in the canal wall as are the lines between each pour of the concrete. There is a small wood balcony on the rear with stairs down to the backyard.

States Area Neighborhood Historic District
Name of Property

Pike County, Mississippi
County and State

201. C 413 Edgar Street c. 1905 Queen Anne
One-story, wood-frame, single-family house on an L front (gable front at left front corner) plan, displaying Folk Victorian stylistic character. Raised approx. 2 ft. on brick piers, with steeply-pitched roof covered by asphalt composition shingles; moderate-width eaves & gable overhangs w/ full, pent-roofed return across front gable, broken cornice returns at side gable. Clad in orig. drop-lap wood siding, with sawtooth shingle siding & a circular, jigsawn attic vent in face of front gable. Window openings have single, 2/2 double-hung wood sashes; primary elevation has four bays of fenestration (w-w-d-w). Hip-roofed front porch attached across the full-width of side wing, sheltering single-door entry in elbow & single window at right. Porch - supported by turned wood posts -has toothy jigsawn friezework, decorative spandrel brackets, spindle balustrade.

202a. C 419 Edgar Street c. 1910, 1950 Colonial Revival
One-story, wood-frame, single-family house on a cross-gable plan, with double-pile, side-gabled main body & cross-gable to rear. Displays Colonial Revival style by way of its dropped, attached front entry portico, offset to left of facade center. Portico may not be original, but is a high-style example, with fluted Doric columns at front corners and matching pilasters behind. Lower edge of portico face has segmental arch cut-out to reveal a Federal-style fanlight, and single entry below has narrow sidelights framing a cross-&-bible paneled wood door. Asbestos-cement siding shingles cover the orig. drop-lap wood siding; original wide cornice board remains beneath moderate eaves, as do broken cornice returns of side-gable. Primary elevation has 3 bays of fenestration (ww-d-ww); almost all windows have orig., 2/2 double-hung wood sashes, set in paired or even triple sets. The roof slopes of both the side-gabled main body and rear cross-gable are of moderate-to-steep pitch, and all planes are covered by asphalt composition shingles. House is built into terrain, with its front elevation at street level, and the remainder of the house raised on tall brick piers, as the surface of the lot descends towards the eastern rear edge of the parcel.

202b. C Garage - Detached, wood-frame, front-gabled garage off left (North) rear corner.

203. C 420 Edgar Street c. 1910 Queen Anne
One-story, wood frame Queen Anne residence with a cross-gable roof of asphalt shingles on a brick pier foundation with brick infill. Partial-width, wraparound projecting hip roof entry porch supported by tapered wood box columns on brick piers with cast stone caps. Wood porch deck with concrete and brick wing walls with cast stone caps. The front porch has been remodeled in the Craftsman style. The façade is three-bays (D, W-Paired, W) with horizontal wood Dutch lap siding with corner boards. The paired window unit has 2/2 wood double hung sash and the other window is 4/4 wood double hung sash. The entry door is wood with four lights over three horizontal recessed panels and has an outer metal screen door. The gable has a pent and rectangular wood louvered vent. Eaves are boxed except for the porch which has exposed rafter tips.

States Area Neighborhood Historic District

Pike County, Mississippi
County and State

Name of Property

204. C 426 Edgar Street c. 1925 Craftsman Bungalow

One-story, wood frame Craftsman Bungalow residence with a clipped front facing gable roof of asphalt shingles on a brick foundation. Partial-width, clipped front facing gable roof projecting entry porch is supported by tapered wood box columns on brick piers with cast stone caps. Wood porch deck with concrete steps. The façade is four-bays (W-Paired, D, D, W-Paired) with asbestos shingle siding. The windows are 3/1 wood double hung sash and the doors are wood with three-lights over two recessed horizontal panels, both with a three-light transom above and outer wood screen doors. There is a double wood louvered vent in the porch gable. Exposed rafter tips are visible.

205a. C 430 Edgar Street c. 1950 No Style

One-story, wood frame residence with a side facing gable roof of asphalt shingles on a brick foundation with metal vents. There is no entry porch, just a slight overhang of the roof over the door and the concrete stoop. The façade is three-bays (W, D, W-Tripled). The single widow is a three-light metal awning window. The tripled window unit has a central picture window flanked by three-light metal awning windows. Eaves are boxed.

205b. NC Shed (c. 1970) - Small wood frame shed with a shed roof and paneled siding.

206. C 521 Edgar Street c. 1950 Minimal Traditional, Craftsman

One-story, front-gabled, wood-frame vernacular house that presents no explicit style, but reflects the transition from Bungalow to Ranch plan. Built in tandem w/ an identical house in next parcel to south; both seem to have received extensive alteration sat the same time. The low-pitched roof is covered w/ asphalt composition shingles and has eave overhangs of moderate width. Exterior walls are now clad in asbestos shingle siding w/ a brick veneer apron wrapped around lower perimeter that hides low raised foundation. Damage to the apron and shingles on right side elevation reveals the orig. drop-lap wood siding. Primary elevation has 3 bays, w/ a single window at left corner, a central, single entry, & a tripartite picture window at right. An entry portico is attached at center to shelter the wood veneer door, which has 4 diamond-shaped minipanes arranged in a diamond pattern. Portico roof has 2 open-web metal supports at the corners, w/ decorative scroll work. They rest on the concrete floor, which is raised on brick, & there are brick planters to sides. Directly above the portico, in the apex beneath the ridge of the gable, there is a rectangular (squarish) attic vent w/ horizontal slats. All windows are orig., 3/1, double-hung, Craftsman-style wood sash, except for the facade's 3-part window, which consists of a plate glass picture window flanked by double-hung, 1/1 wood sash units. Most window openings are now framed by fixed, decorative shutters. A shed-roof, single-bay carport has been attached along the full length of left side & includes a small utility room.

207. C 523 Edgar Street c. 1950 Minimal Traditional, Craftsman

One-story, front-gabled, wood-frame vernacular house that presents no explicit style, but reflects the transition from Bungalow to Ranch plan. Built in tandem w/ an identical house in next parcel to north; both seem to have received extensive alterations at the same time. The low-pitched roof is covered w/ crimped panels of rigid metal and has eave overhangs of moderate width. The orig. lapped wood clapboards are still in place along the side elevations, but the front elevation has been clad in vertically oriented plywood panels (or wide planks) with battens, and a

States Area Neighborhood Historic District

Pike County, Mississippi
County and State

Name of Property

brick veneer apron wrapped around the lower perimeter that hides low raised foundation. The primary elevation has 3 bays, w/ a single window at left corner, a central, single entry, & a tripartite picture window at right. An entry portico is attached at center to shelter doorway. Portico is supported by 2 turned wood posts at front corners, w/ a balustrade & stair railings of turned wood spindles. They rest on the concrete floor, which is raised on brick, & there are brick planters to sides. Directly above the portico, in the apex beneath the ridge of the gable, there is a rectangular (squarish) attic vent w/ horizontal slats. All window openings hold orig., 3/1, double-hung, Craftsman -style wood sash, except for the facade's 3-part window, which consists of a plate glass picture window flanked by double-hung, 1/1 wood sash units. Most window openings are now framed by fixed, decorative shutters. A shed-roof, single-bay carport has been attached along the full length of left side & includes a small utility room.

208. C 525 Edgar Street c. 1950 Minimal Traditional, Craftsman Influence
One-story, gable-front house with attached carport. Three-over-one bungalow windows reflect a slight Craftsman influence. The windows retain wood-frame screens. The primary facade is divided into two bays (D, W, W). The building has been covered with vinyl novelty siding and the front gable vent has been replaced. The foundation is possibly cast stone, but is barely visible. A flat concrete slab serves as the front stoop. The front door is sheltered by a metal awning with a scalloped bottom edge. A wood retaining wall and chain link fence enclose the small front yard.

209. C 528 Edgar Street c. 1910 No Style
One-story, wood frame residence with a cross-gable roof of asphalt shingles on a brick pier foundation with brick infill. Partial-width, hip roof projecting entry porch that has been partially filled with siding and windows is supported by tapered wood box columns on brick piers with cast stone caps. Between the piers is a low brick wall with cast stone cap. Wood porch deck with concrete steps. The facade is four-bays (W, W, D, W) with Masonite siding. The two left windows are 6/6 metal single hung sash and the window on the right is a 9/6 metal single hung sash. The entry door is a modern door with a leaded glass light over two vertical panels flanked by five light sidelights. There is a five-light transom above the door and sidelight. The gable has a wood louvered vent. Eaves are boxed.

210. C 530 Edgar Street c. 1920 Craftsman
One-story, wood frame Craftsman Bungalow residence with a hip roof of asphalt shingles on a brick pier foundation with brick lattice infill. Full-width, undercut entry porch supported by tapered wood box columns on brick piers with cast stone caps. There are horizontal wood railings between the piers. Wood porch deck with concrete steps flanked by brick wing walls with cast stone caps. The facade is three-bays (W-Paired, D, W-Paired) with horizontal wood lap siding and corner boards. The windows are 9/1 wood double hung sash. The entry door is metal clad wood with six projecting panels with an outer metal and glass storm door. Hip roof dormer with a three-light wood window. Exposed rafter tips are visible.

States Area Neighborhood Historic District

Name of Property

Louisiana Avenue

Pike County, Mississippi
County and State

211a. C 209 Louisiana Avenue c. 1930 Colonial Revival

Two-story, brick veneer Colonial Revival residence with a side facing gable roof of asphalt shingles on a brick foundation with metal vents. Small, partial-width front facing gable roof projecting entry porch is supported by paired wood box columns with simplified capitals and bases. The porch deck is brick with brick steps. The first floor façade is five-bays (W, W, D, W, W). The second floor façade is also five-bays (W, W, W, W, W). The windows are 6/6 wood double hung sash with soldier course brick headers and applied louvered shutters. The entry door is wood with six recessed panels flanked by four-light sidelights topped by a fan light transom. Attached to the left side of the house is a side facing gable roof screened porch supported by paired wood box columns that match those on the front entry porch. The porch also has a screen door. Attached to the right side of the house is a one-story sun room with side facing gable roof. It has 6/6 wood double hung sash windows with panels below. Eaves are boxed on the house.

211b. C Garage (c. 1930) - Two-story, brick veneer two-car garage with a hip roof of asphalt shingles. The garage has one large opening on the first level with two garage doors of vertical metal panels. The second floor has two 6/6 wood double hung sash windows with pent metal awnings. Eaves are boxed.

212. C 239 Louisiana Avenue c. 1910 Free Classic Queen Anne

One-story, wood frame Free Classic Queen Anne residence with a gable and hip roof of asphalt shingles on a brick pier foundation with brick lattice infill. Partial-width, hip roof wraparound projecting entry porch supported by wood Tuscan columns on a wood porch deck with concrete steps flanked by brick wing walls with cast stone caps. The portion of the porch that wraps around the side of the house is screened in. The façade is three-bays (W, D, W) with horizontal wood lap siding. The window on the left is a 1/1 wood double hung sash and on the right is a 1/2 wood double hung sash. The left window has attached louvered shutters. The entry door is wood, Queen Anne in style, with a single light over two horizontal recessed panels with an outer wood screen door. The front facing gable projection has a 90 degree cutout under the gable with decorative brackets. The gable has a pent with decorative scale shingle siding and bargeboard in the upper portion of the gable. There is also a six-light arched wood sash window with a wood window hood with a keystone. A front facing gable roof dormer has a wood louvered vent, fish scale shingle siding and bargeboard in the upper portion of the gable. There is an internal brick chimney visible piercing the roof. Eaves are boxed.

213. C 313 Louisiana Avenue c. 1920 Craftsman

One-story, wood frame Craftsman Bungalow with a front facing gable of asphalt shingles on a brick foundation with brick vents. Full-width, hip roof projecting and wrap around entry porch, which becomes a porte cochère, is supported by tapered wood columns on massive tapered brick piers with cast stone caps. There is a low brick wall with cast stone caps between the brick piers. The façade is six-bays (W, D, W, D, W, W-Paired) with vinyl siding. The windows are 5/1 wood double hung sash. The door to the far left is a wood door with three lights over a single recessed panel. The other door is the entry door and it is wood with a single light flanked by single light sidelights. There are beveled glass transoms over the door and each sidelight. In the gable there

States Area Neighborhood Historic District

Pike County, Mississippi

Name of Property

County and State

is a louvered vent flanked by a four light wood sash. Exposed rafter tips and knee braces are visible.

214a. C 314 Louisiana Avenue c. 1915 Craftsman

One-story, wood frame residence with a hip roof of asphalt shingles on a rusticated concrete block foundation. Partial-width, undercut entry porch is supported by wood box columns on a low wall with screening in between the columns. The façade is four-bays (W-Tripled, D, W, W) with asbestos shingles with corner boards. The windows are 1/1 wood double hung sash and the entry door is wood with twelve lights. To the right of the porch there is a slight front facing gable projection with a projecting bay for the tripled windows with a shed roof. The gable has a louvered vent. A front facing gable dormer has a paired louvered vent. Exposed rafter tips are visible.

214b. NC Garage (c. 1950) - One-story, wood frame garage with a metal panel roof. There are two openings and the front is sided in wood lap siding while the sides have corrugated metal.

215a. C 315 Louisiana Avenue c. 1930 Tudor Revival

One-story, brick veneer Tudor Revival with a cross-gable roof of asphalt shingles on a brick foundation. The façade is five-bays (Carport, W, D, W, W). The carport is supported by brick columns. The first window is plate glass in a wood frame with paneling below. It appears as that may have been an open porch at one time. The other windows are 3/1 wood double hung sash. The entry door is in a slight front facing gable projection under the front facing gable and is wood with a four light fan light over four recessed panels. Above the door is an arched transom with a cast stone key stone above and cast stone detail at each corner. In between the windows to the right of the entry is a front facing tapered brick chimney with cast stone details, a brick arch and two clay chimney pots. In the gable there is asbestos shingles and an arched louvered vent. Eaves are boxed.

215b. NC Garage (c. 1980) - Large metal frame garage with a front facing gable of metal panels and metal siding. There is a large metal roll up door on the front.

216. C 316 Louisiana Avenue c. 1915 Craftsman

One-story, wood frame Craftsman Bungalow residence with a gable-on-hip roof of asphalt shingles on a brick foundation. Partial-width undercut entry porch supported by wood box columns on painted brick piers. Concrete porch deck with a concrete step. Above the low wall and in between the columns horizontal angled wood slats have been installed. The wood slats also fill the entry bay to the porch around a wood screen door with lower louvered panels. The façade is four-bays (W-Paired, D, W-Paired, D) with horizontal wood Dutch lap siding and corner boards. The windows are 1/1 wood double hung sash with the far right window 4/4 wood double hung sash. The entry door is a wood slab with three step lights, a transom above, and flanking sidelights. The other door on the far right, not under the porch, is wood with four-lights over three recessed horizontal panels. The paired window, not under the porch, has a sloped metal awning. There is a three-light wood sash window in the peak of the gable. The gable of the roof has boxed eaves and the other section over the porch has exposed rafter tips.

States Area Neighborhood Historic District

Pike County, Mississippi

Name of Property

County and State

217. C 317 Louisiana Avenue c. 1930 Tudor Revival

One-story, brick veneer Tudor Revival residence with a cross-gable roof of metal panels on a brick foundation with brick vents. Small cantilevered front facing gable roof entry porch supported by knee braces. Concrete entry stoop that extends to the left and becomes a porch deck with cast iron decorative balustrade. Concrete entry steps. The façade is three-bays (W, D, W-Paired). The single window is a thirty-five-light fixed segmental arched window with a soldier course brick header. The paired window unit is made up of 3/1 wood double hung sash windows. The entry door is wood with a circular twelve-light window. It appears as if the large window and brick below is an infill of a previously open porch as the porch deck is still visible. The eaves are boxed and the front facing gable has eave returns. Under the eaves are wide frieze boards.

218. C 323 Louisiana Avenue c. 1872, 1934 Greek Revival, Romanesque
Myrtle Lodge

Two-story, wood frame lodge building with a front facing gable roof of metal panels on a brick foundation with brick vents. One-story, front facing gable roof partial-width brick projecting entry porch with an arched opening flanked by stained glass arched panels. The porch has a tiled deck and concrete steps flanked by brick wing walls with cast stone caps. All three arched headers have soldier course brick. Above the central arch is a short row of terra cotta bricks with a Greek Key pattern. The porch also has boxed eaves with a gable returns and wide frieze boards and cast stone curved blocks as the wall tapers to the roof line. On either side of the porch are cast stone building plaques set into the brick. The façade, other than the porch is covered in Masonite panels. The façade on the first floor is three-bays (W, D, W). The window on the left has been paneled over and the other window on the right is a paired four-light casement window. The entry door is double-leaf arched wood with three recessed panels and two panels that have raised panels on top of the recessed panel, and the lower panel having a single raised panel on top of the recessed panel. The second floor is two-bays (W, W) with 6/6 wood double hung sash windows. All of the windows feature slightly pointed lintels in the Greek Revival style. There is a large rectangular wood louvered vent in the gable. The eaves are boxed and have wide frieze boards underneath. One building plaque states "Myrtle Lodge, Knights of Pythias, Instituted Dec 27th 1882, Owen Royce G.C." The other plaque states "Esto Perpetua, Memoria In Eterna, To Our Deceased Brothers, Erected A.D. 1934, B.V. Slader Grand Chancellor". This likely refers to the addition of the entry porch to the earlier building. The style and form of the building are consistent with a double dwelling that appears on the 1898 Sanborn map and in an 1874 sketch of Louisiana Avenue.

219. C 329 Louisiana Avenue c. 1872 Greek Revival
Beaman Home

Two-story, wood frame duplex residence with a front facing gable roof of asphalt shingles on a brick foundation. Partial-width, front facing gable roof projecting entry porch supported by paired wood box columns on a concrete deck with concrete steps. The gable of the porch has a segmental arch to it. There is a single story addition with a flat roof to the right side of the house. The façade is covered in asbestos shingles with corner boards. The first floor façade is five-bays (W, D, D, W, W-Tripled). The single windows are non-original 3/1 wood double hung sash and the tripled window is made up of 4/1 wood double hung sash. The entry doors are wood with two

States Area Neighborhood Historic District

Pike County, Mississippi

Name of Property

County and State

lights over four recessed panels. Each door has a single sidelight of four-lights over a single recessed panel. The second floor has four-bays (W, W, W, W) and the windows are 3/1 wood double hung sash with pediment window hoods in the Greek Revival style. There appears to have been a window in the gable, although the opening is empty due to damage from a recent fire. The eaves are boxed and have a wide frieze board underneath. The style and form of the building are consistent with a double dwelling that appears on the 1898 Sanborn map and in an 1874 sketch of Louisiana Avenue.

220. C 332 Louisiana Avenue c. 1890 No Style

One-story, wood frame residence with a side facing gable roof of asphalt shingles on a brick pier foundation with brick infill. Non-original, partial-width, front facing gable roof projecting entry porch supported by fluted wood columns on a brick deck with brick steps. 1898 Sanborn map show residence with a full width porch. The façade is three-bays (W, D, W) with a brick wainscoting and horizontal wood lap siding with corner boards above. The windows are 6/6 wood double hung sash. The entry door is wood with a single light over two recessed panels flanked by sidelights with two lights over a single recessed panel and a four-light transom above the door and sidelights. A shed roof carport is attached to the right side of the house and is supported by wood fluted columns. There are two internal brick chimneys visible piercing the roof. Eaves are boxed.

221. C 403 Louisiana Avenue c. 1920 No Style

One-story, wood frame residence with a cross-gable roof of asphalt shingles on a brick foundation. The major façade of the house faces South 4th Street even though it has an address on Louisiana Avenue. There is a partial-width, undercut entry porch supported by wood Tuscan columns on a tiled porch deck with brick steps and separate brick steps to the door with a decorative metal railing. The façade is eight-bay (W-Tripled, W, W, W, W, W, W, D) with wood shingle siding. The tripled window unit has 4/1 wood double hung sash. The next four windows to the left are 6/1 wood double hung sash and the last two windows are 4/1 wood double hung sash. The three windows to the right of the tripled window unit are in a front facing gable roof projection. The two windows on the right are also in a front facing gable roof projection. The upper gable has a paired window unit with 45/1 wood double hung sash and a curved wood slat awning. The entry door is wood with two raised panels over four lights, in turn over two raised panels. Attached to the rear of the house by a covered breezeway is a front facing gable roof two-story garage facing Louisiana Avenue. It has two wood garage doors with four recessed panel each. The second floor has two 6/6 wood double hung sash with curved wood slat awnings. Attached to the front of the garage is a flat carport supported by metal poles. In the gable of the garage is a paired wood louvered vent.

222. C 413 Louisiana Avenue c. 1905 Queen Anne

One-story, wood frame Queen Anne style residence with a hip roof of asphalt shingles on a painted brick foundation. A partial-width, shed roof projecting entry porch is supported by wood turned columns on a wood porch deck with concrete steps which have brick wing walls with cast stone caps. The façade is six-bay (W, W, D, W, W, W) with asbestos shingle siding and corner boards. The windows are 6/6 wood double hung sash and the entry door is wood with a leaded light. The three windows on the right are under a front facing gable roof projection with a pent

States Area Neighborhood Historic District

Pike County, Mississippi

Name of Property

County and State

roof in the gable and chamfered corners under the gable with decorative brackets. Eaves are boxed.

223. C 416 Louisiana Avenue c. 1920 Craftsman

One-story, wood frame Craftsman style residence with a hip roof of asphalt shingles on a painted brick foundation with metal vents. A partial-width, front facing gable roof projecting entry porch is supported by short tapered wood box columns on brick pedestals. There is a wood porch deck and a wood balustrade between the brick pedestals. The gable of the porch has a wood rectangular louvered vent. The façade is four-bay (W, W, D, W) with horizontal wood shiplap siding with corner boards. The two windows on the left are 2/2 wood double hung sash and the one on the right is a 12/12 wood double hung sash. The entry door is a wood door with an arched leaded glass light over two arched moulded panels below. There is a painted brick chimney piercing the roof on the right side. Wide overhanging eaves have exposed rafter tips and knee braces.

224. C 420 Louisiana Avenue c. 1930 Colonial Revival

One-story, concrete block residence with a side facing gable roof of asphalt shingles on a concrete block foundation with metal vents. There is no entry porch, just a concrete stoop and steps. The entry is recessed in an opening with a pilaster surround and pediment. The façade is three-bay (W-Paired, D, W-Paired) with concrete block quoins. The windows are 1/1 wood double hung sash with metal security bars and decorative cast stone lintels. The entry door is wood with six recessed panels with an outer metal security door. Eaves are boxed.

225. C 421 Louisiana Avenue c. 1905 No Style

One-story, wood frame altered Queen Anne residence with a hip roof of asphalt shingles on a brick foundation with brick infill. There is no entry porch, just a concrete stoop and steps with a decorative metal railing. Over the entry door is a metal panel cantilevered canopy. The façade is six-bay (W, W, D, W, W, W) with horizontal wood lap siding and corner boards over a brick wainscot. The two windows on the left are 6/6 wood double hung sash with applied louvered shutters. The other three windows are 12/12 wood double hung sash and are in a projecting bay with angled sides and a pyramidal roof. The entry door is metal clad wood with six raised panels. Eaves are boxed. Attached to the rear left side of the house is a side facing gable roof carport supported by metal poles.

226. C 424 Louisiana Avenue c. 1930 Colonial Revival

One-story, brick veneer residence with a side facing clipped gable roof of asphalt shingles on a brick foundation. A partial-width, front facing clipped gable roof projecting entry porch is supported by brick columns on a tiled porch deck with curved concrete steps. The gable of the porch has gable returns and an arched cutout at the bottom of the gable. The façade is four-bay (W-Tripled, W, D, W). The windows are 6/1 wood double hung sash. The entry door is wood with six recessed panels in a pilaster surround with a pediment. There is a glass storm door. A front facing gable roof dormer has gable returns and an arched louvered vent flanked by paired engaged columns. There is a brick chimney piercing the roof off center to the right. Eaves are boxed with a wide wood frieze board below.

States Area Neighborhood Historic District

Pike County, Mississippi
County and State

Name of Property

227. C 429 Louisiana Avenue c. 1905 No Style

One-story, wood frame residence with a side facing gable roof of clay barrel tiles on a brick foundation with metal vents. A partial-width, shed roof projecting entry porch is supported by fluted wood Tuscan columns on a wood porch deck with concrete steps which have brick wing walls with cast stone caps. The façade is three-bay (W-Paired, D, W-Paired) with vinyl siding. The windows are 6/6 wood double hung sash. The entry door is wood with a leaded light over two raised panels and is flanked by sidelights with a leaded glass light over a raised panel. Above the door and sidelights is a leaded glass transom. Attached to the rear of the house by a covered breezeway is a front facing gable roof garage facing South 5th Street. The garage has a matching tile roof and is sided in asbestos shingles. There is a cased opening for two cars.

228a. C 430 Louisiana Avenue c. 1930 Craftsman

One-story, brick veneer Craftsman style residence with a side facing gable roof of asphalt shingles on a brick foundation. A partial-width, front facing gable roof projecting entry porch is supported by brick columns on a concrete porch deck. There is a curved brick balustrade in front of the columns with cast stone caps. The gable of the porch has half-timbering and stucco. Attached to the front of the porch is a pent metal awning. The façade is five-bay (D, W, W, W, W). The windows are 3/1 wood double hung sash. The entry door is wood with fifteen lights. There is a brick chimney piercing the front slope of the roof on the left side. There is a brick chimney piercing the rear slope of the roof towards the right. Eaves are boxed.

228b. C Garage (c. 1940) - One-story, wood frame garage with a front facing gable roof of asphalt shingles which faces South 5th Street. The garage is sided in roll asphalt siding and there is a vertical wood panel door. Attached to the front of the garage is a front facing gable roof carport supported by thin metal poles. Exposed rafter tips are visible.

229a. C 502 Louisiana Avenue c. 1940 Minimal Traditional

One-story, wood frame residence with a hip roof of asphalt shingles on a brick foundation. There is no entry porch, just a concrete stoop and step. There is an undercut corner porch on the left side supported by a wood box column at the corner. The opening of the side porch has a pent metal awning. The façade is six-bay (Porch, W-Paired, D, W, W, W-Paired) with vinyl siding. The windows are 6/1 wood double hung sash with pent metal awnings. The entry door is wood with three lights over three horizontal recessed panels. The door also has a pent metal awning. Eaves are boxed.

229b. C Garage (c. 1940) - One-story, wood frame garage with a front facing gable roof of asphalt shingles and horizontal wood lap siding with corner boards. The garage has a double-leaf wood barn door with vertical wood panels. Exposed rafter tips are visible.

230a. C 512 Louisiana Avenue c. 1920 Craftsman

One-story, wood frame Craftsman style residence with a side facing gable roof of asphalt shingles on a painted brick foundation. A partial-width, undercut entry porch is supported by small tapered wood box columns on tapered brick pedestals. There is a wood porch deck with concrete steps which have brick wing walls with cast stone caps. The façade is three-bay (W-Tripled, D, W) with thin strip horizontal wood lap siding and corner boards. The tripled window

States Area Neighborhood Historic District

Pike County, Mississippi

Name of Property

County and State

unit has a central 3/1 wood double hung sash flanked by 1/1 wood double hung sash with applied louvered shutters. The other window is a 3/1 wood double hung sash. The entry door is wood with nine lights in a Craftsman pattern and flanked by sidelights with six lights, also in a Craftsman pattern. Wide overhanging eaves have exposed rafter tips and knee braces. There is a brick chimney piercing the roof on the left side.

230b. C Garage (c. 1940) - One-story, wood frame garage with a front facing gable roof of corrugated tin panels and board-and-batten siding. There is a cased opening with double-leaf wood barn doors with vertical panels.

231. C 513 Louisiana Avenue c. 1900 Queen Anne
One-story, wood frame Queen Anne style residence with a hip roof of asphalt shingles on a painted brick foundation with metal vents. A partial-width, shed roof projecting entry porch is supported by wood box columns on a wood porch deck with concrete steps which have brick wing walls with cast stone caps. The façade is six-bay (W, W, D, W, W, W) with horizontal wood lap siding with corner boards. The two windows on the left are 1/1/1 wood triple hung floor length sash with applied louvered shutters. The other windows are 6/6 wood double hung sash with hung louvered shutters. They are in a front facing gable roof projecting bay with a pent roof, fish scale siding in the gable, a wood rectangular louvered vent in the gable and chamfered corners under the gable with decorative brackets. The entry door is wood with twenty-seven lights flanked by sidelights with eighteen lights and topped by a transom with eighteen lights. Eaves are boxed. Attached to the rear right corner of the house is a garage with a hip roof and cased opening for two cars.

232. C 518 Louisiana Avenue c. 1930 Craftsman
One-story, wood frame Craftsman style residence with a front facing gable roof of composition shingles on a brick foundation. A partial-width, front facing gable roof projecting entry porch is supported by tapered wood box columns on brick pedestals with cast stone caps. The porch deck is wood with a concrete step. The façade is three-bay (W-Paired, D, W-Paired) with horizontal wood lap siding. The windows are 3/1 wood double hung sash. The entry door is wood with a leaded light and is flanked by sidelights with a single leaded light. The main gable and the porch gable both have a central wood panel flanked by wood louvered vents. Wide overhanging eaves have exposed rafter tips. Attached to the rear left side of the house is a side facing gable roof carport supported by wood posts.

233a. C 520 Louisiana Avenue c. 1950 Minimal Traditional
One-story, wood frame Minimal Traditional style residence with a side facing gable roof of asphalt shingles on a brick foundation. A partial-width, front facing gable roof projecting entry porch is supported by decorative metal posts on a tiled porch deck with tiled steps. The façade is five-bay (W, W, D, W, W) with horizontal wood lap siding with corner boards. The windows are 3/1 wood double hung sash with applied louvered shutters. The entry door is a wood slab with three stepped lights. Eaves are boxed.

States Area Neighborhood Historic District

Pike County, Mississippi

Name of Property

County and State

233b. **NC** Garage (c. 1980) - One-story, wood frame garage with a front facing gable roof of asphalt shingles and horizontal wood lap siding. There is a cased opening with a metal garage door with sixteen raised panels.

234a. **C** 521 Louisiana Avenue c. 1930 Colonial Revival

Two-story, wood frame Colonial Revival style residence with a side facing gable roof of asphalt shingles on a brick foundation. A partial-width, front facing gable roof projecting entry porch is supported by paired wood posts on a tiled porch deck with tiled steps. The porch gable has gable returns and a segmental arch cutout at the bottom of the gable. The façade has horizontal wood lap siding with corner boards and is four-bay (W-Paired, W, D, W) on the first floor and is three-bay, (W, W, W) on the second floor. The paired window unit has fixed wood windows with six lights and is in a hip roof addition. The other windows are all 8/8 wood double hung sash with applied louvered shutters. Eaves are boxed.

234b. **NC** Carport (c. 1990) - Carport with a front facing gable roof of asphalt shingles supported by wood Tuscan columns. An enclosed storage area in the rear has wood lap siding.

235a. **C** 525 Louisiana Avenue c. 1915 Queen Anne

One-story, wood frame Queen Anne style residence with a hip roof of composition shingles on a brick foundation. A partial-width, undercut entry porch is supported by tapered wood box columns on brick pedestals with cast stone caps. A wood porch deck has concrete steps. The façade is four-bay (W, W, D, W) with horizontal wood lap siding with corner boards. The two windows on the left are 1/1 wood double hung sash with hung louvered shutters. The one on the right is a 9/1 wood double hung sash with a small upper sash and applied louvered shutters. The window is in a front facing gable roof projecting bay with gable returns and a wood window with two lights in the gable. The entry door is wood with a single light and a single light transom above. There is a hip roof dormer with a single light window. Eaves are boxed. The house is the same plan as 529 Louisiana Avenue.

235b. **C** Garage (c. 1940) - One-story, wood frame garage with a front facing gable roof of asphalt shingles with exposed rafter tips and horizontal wood lap siding with corner boards. There is a two panel wood sliding door. In the gable of the garage is a wood louvered vent.

236a. **C** 529 Louisiana Avenue c. 1915 Queen Anne

One-story, wood frame Queen Anne style residence with a hip roof of composition shingles on a brick pier foundation with brick lattice infill. A partial-width, hip roof wrap around entry porch is supported by tapered wood box columns on brick pedestals with cast stone caps. A wood porch deck has tiled steps. The façade is three-bay (W-Paired, D, W) with horizontal wood lap siding with corner boards. The paired window unit on the left has 1/1 wood double hung sash. The one on the right is a 9/1 wood double hung sash window with a small upper sash. The window is in a front facing gable roof projecting bay with gable returns and a wood window with two lights in the gable. The entry door is wood with nine lights and a single light transom above. There is a hip roof dormer with a single light window. Eaves are boxed. There is a brick chimney piercing the roof on the left side. The house is the same plan as 525 Louisiana Avenue.

States Area Neighborhood Historic District

Pike County, Mississippi

Name of Property

County and State

236b. C Garage (c. 1940) - One-story, wood frame garage with a front facing gable roof of asphalt shingles with exposed rafter tips and horizontal wood lap siding with corner boards. There is a cased opening for a single car. In the gable of the garage is a wood louvered vent.

237. C 616 Louisiana Ave. c. 1935 Craftsman
One-story wood frame Craftsman style residential building. Side gabled roof with asphalt shingles; narrow wood lap siding. Slightly projecting wraparound porch supported by square wood columns resting on low brick piers. Single square horizontal wood members connect the porch piers and serve as the railing. Three-bay primary facade (W-paired, D, D) with central entrance. Windows are 3/1 double hung wood sash. Door is fifteen-light wood with eight-light sidelights. Wide overhanging eaves are open with exposed rafter tails. Porch has wood decking and is accessed by a single concrete step.

238a. C 617 Louisiana Avenue c. 1910 Queen Anne
One-story wood frame Queen Anne style residence with side gabled roof and offset front-gable. Asphalt shingles and asbestos shingle siding. Partial-width integral front porch is supported by paired 4x4 posts connected by a wood railing with thin square balusters. Five-bay facade (W-paired, W, D-paired, W, W) with offset entrance. Entrance doors are double-leaf wood with large oval lights. Windows are 2/2 double-hung wood sash, with the exception of the two windows at the front gable, which are 1/1 double-hung sash. All bays are covered by strip metal awnings. A small square louvered vent is centered on the gable. Wood porch decking and concrete steps with low brick railings. Conventional foundation with brick skirting.

238b. C Outbuilding – Side-gabled outbuilding with asphalt shingles and asbestos siding.

239. NC 618 Louisiana Avenue c. 1940 No Style
Altered, one-story, wood-frame bungalow with low-pitch front gabled roof and pent roof projecting porch. Asphalt shingles and stuccoed siding. Porch is full-width and is supported by 4x4 wood posts. Two-bay facade (D-paired, W) with offset entrance. Doors are modern wood with segmental arch lights at the top and flanked by single-light sidelights and divided transom. Window is vinyl sash, 6/6 double-hung and is flanked by fixed paneled wood shutters. Gable front is entirely louvered wood vents with two triangular brackets under the eaves. Porch is slab on grade. Conventional foundation.

240. C 622 Louisiana Avenue c. 1910 Queen Anne
One-story wood frame Queen Anne residence with pyramidal roof and lower offset front gable. Asphalt shingles and vinyl lap siding. Partial-width projecting wraparound porch at southeast corner, supported by thick square wood columns. Three-bay facade (W, D, W) with central entrance. Door is wood with a single light at the top half, over six panels. Aluminum storm door and single-light transom. Windows are 6/6 double-hung vinyl sash. Porch is slab on grade. Boxed eaves. Conventional foundation.

241. C 623 Louisiana Avenue c. 1890 Queen Anne
One-story wood frame Queen Anne style residence with pyramidal roof and lower offset front gable and projecting wraparound porch. Asphalt shingles and vinyl lap siding. Porch is supported

States Area Neighborhood Historic District

Pike County, Mississippi

Name of Property

County and State

by Doric columns and has clapboard at the frieze. Four-bay façade (W, W-tripartite, D) with offset entrance. Door is wood with one light over one panel. Windows are 3/1 double-hung wood sash. Center window, under the gable, is round arched and contains a single light flanked by narrow sidelights and transoms above each sash. Decorative corner brackets underneath the front gable and decorative wood at the gable peak. Tripartite louvered vent in the center of the gable. Wood porch flooring, concrete steps, and conventional foundation with brick skirting.

242a. C 625 Louisiana Avenue c. 1920 Craftsman influence
One-story wood frame minimal traditional residence with hipped roof and lower front- gabled porch. Asphalt shingles and vinyl lap siding. Projecting porch is supported by paired square wood columns resting on stuccoed piers. Two-bay facade (W- paired, D) with offset entrance. Door is modern wood with three lights at the top. Sidelights and transom have all been infilled with wood. Windows are 30/3 double- hung wood sash. Wide boxed eaves at the porch gable and boxed eaves around the remainder of the building. Wood porch decking with concrete steps and a thin wrought-iron porch railing. Conventional foundation.

242b. NC Garage – Front-gabled garage with single-bay; asphalt shingles and vinyl siding.

242c. NC Carport - Side-gabled metal carport, not viewable from public way.

243. C 626 Louisiana Avenue c. 1920 Queen Anne, Craftsman
One story wood frame Queen Anne style residence with hipped roof and offset front gable; partially projecting porch at the L. Asphalt shingles and vinyl siding. Porch is supported by paired and grouped square wood posts resting on stuccoed piers. Two-bay primary façade (W-tripartite, W) with entrance underneath the porch and facing east. Windows to the left of the porch are six-light aluminum with horizontal muntins. Window underneath the porch is five-light aluminum. Door is wood paneled with a divided light transom. A small square louvered vent is centered on the gable. Wood porch decking with concrete steps and low stuccoed railings. Porch eaves are open with exposed rafter tails. Conventional foundation.

244. C 627 Louisiana Avenue c. 1913 No Style
One-story wood frame residential building with hipped roof, small gabled central dormer, asphalt shingles and vinyl lap siding. Three-bay primary facade (W, D, W) with central entrance. Full-width porch at primary facade is supported by four simple square wood posts. Windows are 2/2 double-hung wood sash, flanked by louvered wood fixed shutters. Door is solid wood six-panel with a single-light transom. Raised porch has wood decking and is accessed by cast concrete steps. Boxed eaves.

245. C 630 Louisiana Avenue c.1910 Queen Anne
One-story wood frame Queen Anne residential building. Cross-gabled roof with asphalt shingles, wood clapboard siding. Three-bay primary facade (W-paired, D, W) with central entrance. Projecting wrap-around porch has hipped roof and is supported by simple square wood posts. Windows are 2/2 double-hung wood sash and door is solid wood six-panel with a single-light transom. The gables have decorative wood scrollwork at the peak and a rectangular louvered attic vent in the center. The porch has wood decking and is accessed by cast concrete steps.

States Area Neighborhood Historic District
Name of Property

Pike County, Mississippi
County and State

246a. C 639 Louisiana Avenue c. 1900 Queen Anne
One-story wood frame Queen Anne style residence with hipped roof, offset front gabled roof dormer. Asphalt shingles and wood drop siding with wood shingles in the gables. Projecting wraparound porch is supported by square wood posts. The side-facing section of the porch is screened and has a wood screen door entrance. Five-bay façade (W, W, W, D, W-tripartite) with offset entrance. Door is wood with one light over two panels. Windows are 1/1 double-hung wood sash. Front gable has a fixed 1/1 double-hung wood sash window in the center. Roof dormer has a semicircular divided light in the center. Wood porch decking and concrete steps with simple wood railings. Boxed eaves. Conventional foundation with brick skirting.

246b. NC Garage – Front-gabled garage/carport with asphalt shingles and vinyl siding. Left bay is open and right bay contains a metal paneled garage door. Semicircular vent at gable.

247a. C 642 Louisiana Avenue c. 1910 Queen Anne
One-story wood frame Queen Anne style residence with hipped roof and offset gable with a wraparound porch at the L. Asphalt shingles and asbestos shingle siding with brick veneer under the gable. Projecting porch is supported by round wood columns. The side-facing section of the porch is enclosed and screened. Three-bay façade (W, D, W) with central entrance. Door is wood with a single light at the top half and one panel below. Sidelights and transom. Left window, below the gable, is 12/12 double-hung wood sash. Window under the porch is 1/1 double-hung wood sash. A single screen door provides access to the screened section of the porch. A small square louvered vent is centered at the front gable and decorative wood barge boards are at the gable peak. Porch is slightly raised with wood decking and a single concrete step. Conventional foundation. Boxed eaves.

247b. C Outbuilding – Side gabled wood frame outbuilding with corrugated metal roof and exposed rafter tails.

248. C 647 Louisiana Avenue c. 1900 Queen Anne
One-story wood frame Queen Anne style residence with pyramidal roof and low offset front gable with projecting porch at the L. Asbestos roof shingles and asbestos shingle siding. Two integral brick chimneys. Porch is supported by thin turned wood posts, connected by simple wood railings with turned balusters. Three-bay façade (W, D-paired, W) with central entrance. Door is wood, double leaf, with large single lights at the top 2/3. Sidelights and transom. Windows are 1/1 double-hung wood sash with fixed louvered shutters. The front gable has thick eave returns and a rectangular single-light window in the center. Wood porch decking and tiled concrete steps with simple wood railings. Conventional foundation with brick skirting. Boxed eaves.

249. C 648 Louisiana Avenue c. 1890 Free Classic Queen Anne
One story wood frame Free Classic Queen Anne style residence with hipped roof and double front gables. Asphalt shingles and wood clapboard siding. Partial-width projecting porch with small pedimented gable at entrance. Integral brick chimney. Porch is supported by tapered wood columns with square paneled wood bases. Three-bay façade (W-tripartite, D, W-bay) with

States Area Neighborhood Historic District

Pike County, Mississippi

Name of Property

County and State

central entrance. Door is wood with a large oval light in the center and a single-light transom. Windows are 1/1 double-hung wood sash. Underneath the bay windows at the primary gable is a series of decorative wood panels. Each gable has decorative barge board at the peak and a louvered attic vent in the center. Wood porch decking and concrete steps. Boxed eaves. Conventional foundation with brick skirting.

250. C 653 Louisiana Avenue c. 1910 Queen Anne, Craftsman
One-story wood frame Queen Anne style residence, gable-on-hip roof with projecting wraparound porch at the L. Asphalt shingles and aluminum lap siding. Integral stuccoed chimney at rear portion of roof. Porch is supported by square columns connected by a low wall; columns and wall are covered entirely with aluminum siding. Three-bay facade (W-paired, D, W-tripartite) with central entrance. Door is six-paneled wood with leaded glass over one panel sidelights and divided transom. Windows are 12/1 double-hung wood sash. Wide open eaves at the front gable, with exposed rafter tails. Small louvered attic vent in center of gable. Attached side-gabled porte cochère at southwest corner of the house, supported by square columns covered with aluminum siding. Wood porch decking and concrete steps with battered concrete side railings with secondary iron safety railing. Conventional foundation with battered concrete base.

251. C 656 Louisiana Avenue c. 1910 Queen Anne, Craftsman
One-story wood frame Queen Anne style residence with hipped roof and offset front gable and projecting porch at the L. Asphalt shingles and vinyl lap siding and stucco at the porch. Porch is supported by tapered wood columns resting on stuccoed brick piers, connected by low stuccoed walls with concrete coping. Porch frieze is covered with vinyl siding. Three-bay façade (W-tripartite, D, W-tripartite) with central entrance. Door is single-leaf wood with a single light at the top half and two panels below. Sidelights with one-light over two panels, and divided transom. Windows are 3/1 double-hung wood sash. A louvered vent above a wood panel is centered on the gable. Tiled concrete porch with tiled step. Open eaves. Conventional foundation.

252a. C 658 Louisiana Avenue c. 1930 Minimal Traditional
One-story wood frame Minimal Traditional residence with cross-gabled roof, with central front gable. Asphalt shingles and asbestos shingle siding. Four-bay facade (W, D, W-paired, W-grouping) with off-center entrance, to the left of the front gable. Door is modern aluminum with six panels. Windows are 6/6 double-hung wood sash, with the exception of the grouping of modern aluminum four-light windows to the right of the center gable. This section of the facade is possibly an enclosed porch. Each original window bay is flanked by fixed wood plank shutters. Centered on the gable is a round-arched eight-light fixed window. A triangular louvered vent is at the gable peak. Small slab entrance porch with concrete steps. Boxed eaves. Conventional foundation with stuccoed brick skirting.

252b. C Garage – Small wood frame front-gabled garage with asphalt shingles and wood drop siding. A single bay in the center with double-leaf plank doors.

States Area Neighborhood Historic District

Pike County, Mississippi

Name of Property

County and State

253. C 659 Louisiana Avenue c. 1930 Craftsman

One-story wood frame Craftsman style residence with hipped roof and central hipped dormer. Asphalt shingles and asbestos shingle siding with low area of brick veneer across the bottom two feet of the facade. Full-width undercut porch supported by round Doric columns. Three-bay facade (W, D, W) with central entrance. Door is wood and plate-glass with a single-light transom. Windows are 1/1 double-hung wood sash. Dormer has a six-light fixed window. Wide, open eaves at dormer and porch, each with exposed rafter tails. Porch has brick-on-slab flooring with brick skirting. Conventional foundation.

254. NC 718 Louisiana Avenue c. 1940 No Style

Altered one-story, wood frame pyramidal cottage with lower cross gable. Now covered in brick veneer and in public use. Shallow undercut porch with an attached modern flat roof metal awning that covers a poured concrete wheelchair ramp. Square metal posts support the porch and awning. Exterior brick chimney on east elevation. Three-bay facade (W-paired, D, W-tripartite) with entrance on an angled portion of the facade. Door is wood with three lights over a single panel. Paired window is 6/6 double-hung wood sash on a brick sill. Tripartite window has a single-light plate glass in the center and is flanked by eight-light sash. Slightly raised porch has brick-on-slab flooring and a single brick step. Slab foundation. Boxed eaves.

255a. C 720 Louisiana Avenue c. 1940 Colonial Revival

One-story, wood frame, Colonial Revival residential building, now in public use, with side gabled roof and offset front gable. Asphalt shingles and wood clapboard siding. Exterior stone chimney centered on front facade. Four-bay facade (W-paired, W-paired, D, W) with an offset entrance under the gabled section. Door is wood with two lights over four panels and has a small gabled awning supported by triangular corner brackets. Porch ceiling is barrel-vaulted. Windows are, left to right: paired double-leaf twelve-light awning style with wood sash, paired 9/1 double-hung wood sash, and single 9/1 double-hung wood sash. Concrete stoop at the entrance with attached wheelchair ramp running east. Metal pipe railings at the porch and ramp. Boxed eaves. Conventional foundation with brick skirting.

255b. C Outbuilding – Wood-frame outbuilding with gambrel roof, asphalt shingles, wood panel siding, and a pent awning supported by 4 X 4 posts.

256. C 722 Louisiana Avenue c. 1940 Minimal Traditional

One-story wood frame minimal traditional residence with side gabled roof and projection center mass - possibly an enclosed porch. Asphalt shingles, aluminum siding. Integral brick chimney at the roof ridge. Facade bays are somewhat obscured by brush. Three bays are evident (W-paired, D, W-paired) with a metal six-panel door in the center, flanked by paired four-light aluminum sash windows. Large rear ell contains a two car garage and a secondary entrance with a wood six-light over two-panel door. Windows in the ell appear to be 6/6 double-hung wood sash. Conventional foundation with brick skirting. Boxed eaves.

States Area Neighborhood Historic District

Name of Property

Minnesota Avenue

Pike County, Mississippi

County and State

257. C 315 Minnesota Avenue c. 1910 Craftsman Influences

Two-story, wood frame former residence, and now a commercial shop, with a front facing gable roof of asphalt shingles on a brick pier foundation with brick lattice infill. One-story, full-width hip roof projecting entry porch supported by tapered wood box columns on brick piers with cast stone caps. Wood porch deck with concrete steps. There is a wood balustrade between the porch columns. The façade is two-bays on the first story (W-Paired, D) and two-bays on the second (W, W) with horizontal wood lap siding with corner boards. The windows are 3/3 wood double hung sash and the entry door is wood with three vertical lights over three recessed panels with a single light transom above. Eaves are boxed.

258. C 318 Minnesota Avenue c. 1910 No Style

Two-story, wood frame residence with a side facing gable roof of asphalt shingles on a brick foundation. Full-width, one-story shed roof projecting entry porch supported by wood posts with cut brackets and a modern wood balustrade between the columns on a wood porch deck with concrete steps behind a stucco wall, with an applied cross appliqué, which turn and come out from both sides of the wall to the sidewalk. The steps have a metal pole railing. The façade on the first floor is three bays (W-Paired, D, W-Paired) and two-bays on the second floor (W-Paired, W-Paired) with horizontal wood lap siding with corner boards. The windows are 3/1 wood double hung sash with applied louvered shutters. The entry door is wood with three vertical lights over three recessed panels and a three light transom above. Eaves are boxed.

259. C 320-322 Minnesota Avenue c. 1940 No Style

One-story, wood frame duplex with a side facing gable roof of asphalt shingles on a brick foundation. There is a front facing gable roof projection with a small partial-width, front facing gable roof projecting entry porch supported by wood posts on a concrete deck with concrete steps. There is an additional shed roof projecting entry porch supported by wood posts on a concrete deck with concrete steps. The façade is six-bays (D, W, W, W, D, W) with horizontal wood Dutch lap siding. The windows are 1/1 wood double hung sash and the entry doors are wood with four vertical lights over three recessed horizontal panels. There is an outbuilding behind the house listed as 322 Minnesota Avenue.

260. C 322 1/2 Minnesota Avenue c. 1945 No Style

One-story, wood frame outbuilding to 322 Minnesota Avenue residence with a side facing gable roof of asphalt shingles on a brick foundation with metal vents. Small, partial-width front facing gable roof projecting entry porch supported by wood posts on a concrete deck with concrete steps. The façade is three-bays (W, D, W) with asbestos shingles siding. The windows are 1/1 wood double hung sash and the entry door is wood with three vertical lights over two recessed panels. Eaves are boxed.

261. C 321 Minnesota Avenue c. 1920 Craftsman

One-story, wood frame Craftsman Bungalow with a hip roof of asphalt shingles on a brick foundation. Partial-width and wrap around hip roof projecting entry porch supported by wood tapered columns on brick piers with cast stone caps. Concrete porch deck. The façade is four-

States Area Neighborhood Historic District

Pike County, Mississippi

Name of Property

County and State

bays (W, W-Paired, D, W-Paired) with horizontal wood lap siding with corner boards. The single window on the far left has a single light in a wood frame. The other windows are 3/1 wood double hung sash. The entry door is wood with twelve lights and is flanked by sidelights with eight lights. A nine light transom is above the door and sidelights. There is a front facing gable roof dormer with exposed rafter tips and two three-light wood frame windows. There are two internal brick chimneys visible. Exposed rafter tips are visible.

262a. C 329 Minnesota Avenue c. 1930 Craftsman

One-story, wood frame Craftsman bungalow with a front facing gable roof of asphalt shingles on a brick foundation. There are double front facing gable roof projections under the main gable and the lower one is the porch which is supported by decorative metal posts on a concrete deck. There is also a side facing gable roof projection to the side of the main front facing gable. The façade is four-bays (W, W, W-Paired, D) with horizontal wood lap siding and corner boards. The windows are 3/1 wood double hung sash and the entry door is a wood slab. Exposed rafter tips are visible. There is a louvered vent in the uppermost gable.

262b. C Garage (c. 1930) - Two-story, wood frame garage with a gable-on-hip roof of asphalt shingles. The first floor is two open bays for the garage with chamfered cased openings. The second floor has two-bays (W-Paired, W-Paired). The garage is sided in horizontal wood lap siding with corner boards. The windows are 6/6 wood double hung sash. There is a set of wood stairs that got to the second level. Exposed rafter tips are visible.

263. C 330-332 Minnesota Avenue c. 1910 No Style

Two-story, wood frame duplex with a side facing gable roof of composition shingles on a brick pier foundation. Full-width, shed roof projecting entry porch is supported by wood posts on a wood porch deck with wood siding between the posts and concrete steps. The façade on the first floor is four-bays (W, D, D, W) and four-bays on the second floor (W, W, W, W) with horizontal wood lap siding. The windows are 6/6 wood double hung sash with applied louvered shutters and hood molding on the first molding on the first floor. The entry doors are wood with four recessed panels and three-light transoms above. Eaves are boxed.

264. C 410 Minnesota Avenue c. 1905 Queen Anne

One-story, wood frame Queen Anne style residence with a hip roof of asphalt shingles on a brick pier foundation with brick lattice infill. A full-width, shed roof wrap around projecting entry porch is supported by wood box columns on a wood porch deck with concrete steps that have brick wing walls with cast stone caps. The façade is three-bay (W, D, D) with horizontal wood lap siding and corner boards. The window is a 1/1 wood double hung sash. The entry door is in the middle and is wood with a single light over a single recessed panel and flanked by sidelights with two lights over a single recessed panel. There is a transom above with three lights. The door unit is in a slight recess from the front wall. The other door is wood with a single light and has a single light transom above. There is a front facing gable roof dormer with a wood single light window and bargeboard in the gable.

States Area Neighborhood Historic District

Pike County, Mississippi

Name of Property

County and State

265a. C 412 Minnesota Avenue c. 1930 Craftsman

One-story, wood frame Craftsman style residence with a front facing gable roof of asphalt shingles on a brick foundation. A partial-width, front facing gable roof projecting entry porch is supported by decorative metal posts on a concrete porch deck. The gable of the porch has a paired wood louvered vent. The façade is three-bay (W-Paired, D, W-Paired) with vinyl siding over a brick wainscot. The windows are 3/1 wood double hung sash with applied louvered shutters. The entry door is wood with three lights over two horizontal recessed panels and has a metal security door. Eaves are boxed.

265b. NC Shed (c. 1960) - One-story, wood frame shed with a front facing gable roof of asphalt shingles and wood panel siding. There is a wood door with three recessed panels.

266. C 413 Minnesota Avenue c. 1920 Craftsman

One-story, wood frame Craftsman style residence with a hip roof of asphalt shingles on a brick foundation. A full-width, undercut entry porch is supported by paired wood posts on brick pedestals with cast stone caps. A wood porch deck has concrete steps. The façade is three-bay (W, D, W-Paired) with asbestos shingle siding with corner boards. The windows are 4/2 wood double hung sash. The entry door is wood with twelve lights and is flanked by sidelights with four lights and topped by a transom with six lights. There is a metal screen door. A front facing gable roof dormer has a paired wood louvered vent. Wide overhanging eaves are boxed.

267. C 414 Minnesota Avenue c. 1940 Minimal Traditional

One-story, wood frame Minimal Traditional style residence with a side facing gable roof of asphalt shingles on a brick foundation. There is a concrete stoop and steps with metal railings and a pent metal awning above supported by decorative metal posts. The façade is three-bay (W, D, W) with asbestos shingle siding. The windows are 6/6 wood double hung sash with pent metal awnings. The entry door is a wood slab with three stepped lights. Eaves are boxed.

268a. C 415-417 Minnesota Avenue c. 1930 Minimal Traditional

One-story, wood frame duplex residence with a side facing gable roof of asphalt shingles on a brick foundation. There are two partial-width front facing gable roof projecting entry porches supported by thin wood posts on concrete porch decks with concrete steps. The façade is six-bay (W-Paired, D, W-Paired, W-Paired, D, W-Paired) with asbestos shingle siding and corner boards. The windows are 6/6 wood double hung sash. The doors are wood with three lights over three horizontal recessed panels and have wood screen doors. Wide overhanging eaves have exposed rafter tips.

268b. C Garage & Apartment (c. 1950) - Two-story wood frame garage with an apartment above. The garage has a hip roof of asphalt shingles with exposed rafter tips visible. The garage level has three cased garage openings separated by walls. The second floor is three-bay (W, W-Paired, W) with asbestos shingle siding. The windows are 1/1 wood double hung sash. The building is listed as 319 Minnesota Avenue.

States Area Neighborhood Historic District

Pike County, Mississippi
County and State

Name of Property

269. C 420 Minnesota Avenue c. 1920 Craftsman

One-story, wood frame Craftsman style residence with a hip roof of asphalt shingles on a brick foundation. A full-width, undercut entry porch is supported by wood posts on a concrete porch deck with brick steps and separate brick steps to the entry door. The façade is three-bay (W-Paired, D, W-Paired) with wood shingle siding over a brick veneer wainscot. The windows are 4/1 wood double hung sash. The entry door is wood with three vertical lights flanked by sidelights with two vertical lights. There is a brick chimney piercing the roof on the left side. Wide overhanging eaves have exposed rafter tips. In the sidewalk in tile is "TL MCCORMICK."

270. NC 421 Minnesota Avenue c. 1950 No Style

One-story, wood frame residence with a hip roof of asphalt shingles on a brick foundation. A partial-width, hip roof projecting entry porch is supported by wood posts on a concrete porch deck. The façade is four-bay (W, W, W, D) with vinyl siding. The windows are 6/6 metal single hung sash. The entry door is not visible behind a storm door. Eaves are boxed.

271. C 430 Minnesota Avenue c. 1960 Ranch

One-story, brick veneer Ranch style residence with a hip roof of metal panels on a concrete foundation. There is a partial-width undercut entry porch with a concrete porch deck. The façade is four-bay (W-Paired, W-Tripled, D, W-Paired). The paired window unit on the left has metal frame awning windows with four lights each. The tripled window unit has a central picture window flanked by four light awning windows. The paired window unit on the right has metal frame awning windows with two lights. The entry door is wood with six recessed panels and has an outer metal security door. Eaves are boxed.

272. C 501-503 Minnesota Avenue c. 1940 No Style

One-story, wood frame duplex residence with a hip roof of asphalt shingles on a concrete foundation. A partial-width, front facing gable roof projecting entry porch is supported by thin wood posts on a concrete porch deck with concrete steps. The façade is six-bay (W-Paired, W-Paired, D, D, W-Paired, W-Paired) with asbestos shingle siding and corner boards. The windows are 3/1 wood double hung sash. The doors are wood slabs with wood screen doors. Eaves are boxed.

273. NC 515 Minnesota Avenue c. 1950 No Style

One-story, wood frame residence with a side facing gable roof of asphalt shingles on a brick foundation. A partial-width, shed roof projecting entry porch is supported by decorative metal posts on a concrete porch deck. The façade is three-bay (W-Paired, D, W-Tripled) with board-and-batten siding. The windows are 1/1 wood single hung sash. The entry door is wood with six recessed panels. Eaves are boxed. The house is the same plan as 517 Minnesota Avenue.

274. C 517 Minnesota Avenue c. 1950 Minimal Traditional

One-story, wood frame residence with a side facing gable roof of asphalt shingles on a brick foundation. A partial-width, front facing gable roof projecting entry porch is supported by decorative metal posts on a concrete porch deck. The façade is three-bay (W-Paired, D, W-Tripled) with asbestos shingle siding. The windows are 6/6 wood double hung sash with applied louvered shutters. The entry door is wood with two lights over four recessed panels. There is a

States Area Neighborhood Historic District

Pike County, Mississippi
County and State

Name of Property

front facing gable roof with a wood louvered vent over the entry door and a portion of the tripled window unit. Eaves are boxed. The house is the same plan as 515 Minnesota Avenue

275. C 519-521 Minnesota Avenue c. 1940 No Style

One-story, wood frame duplex residence with a hip roof of asphalt shingles on a brick foundation. A partial-width, hip roof projecting entry porch is supported by paired wood posts on a concrete porch deck with concrete steps. The façade is four-bay (W-Paired, D, D, W-Paired) with asbestos shingle siding and corner boards. The windows are 3/1 wood double hung sash. The doors are wood with a fan light over four recessed panels and have wood screen doors. Eaves are boxed.

276. NC 529 Minnesota Avenue c. 1970 No Style

Storehouse Church

One-story, brick veneer Church building with a front facing gable roof of asphalt shingles on a concrete block foundation. The façade only has a single bay with a double-leaf entry door with each leaf having a fan light over four raised panels. Eaves are boxed.

277a. C 530 Minnesota Avenue c. 1960 Ranch

One-story, brick veneer Ranch style residence with a cross-gable roof of asphalt shingles on a brick foundation with metal vents. A partial-width, undercut entry porch has a tiled porch deck and brick steps. The façade is two-bay (W-Paired, W-Paired). The windows are 6/6 metal single hung sash. The entry door is to the side and is wood with six recessed panels with a metal and glass storm door. Eaves are boxed.

277b. C Outbuilding (c. 1940) - One-story, brick veneer outbuilding with a hip roof of asphalt shingles on a concrete foundation. A full-width undercut entry porch is supported by chamfered wood posts with brackets. There is a double-leaf metal clad wood door with six raised panels.

277c. NC Shed (c. 1980) - Shed with a front facing gable roof of asphalt shingles and horizontal wood lap siding. The shed is three-bay (W, D, W) with 1/1 metal single hung sash windows and a wood slab door.

278. C 602 Minnesota Avenue c. 1900 Queen Anne

One-story wood frame Queen Anne style residence with side gable roof and offset front gable with cutaway bays. Asphalt shingles, wood clapboard and diagonal wood -plank siding at the bay window. Projecting porch at the L, with an attached strip metal awning and 4x4 wood posts for support. Asphalt shingles and wood clapboard siding. Six-bay facade (W, W, D, W, W, W) with central entrance. Door is six-panel wood with a wood screen door. Windows are 6/1 double-hung wood sash. Round wood attic vent centered in gable. Decorative wood corner brackets at the bay window. Wood porch decking and concrete steps. Lower, flat-roof addition to the rear of the house. Conventional foundation and boxed eaves.

States Area Neighborhood Historic District

Pike County, Mississippi
County and State

Name of Property

279. C 610 Minnesota Avenue c. 1910 Craftsman

One-story wood frame minimal traditional residential building. Hipped roof with asphalt shingles and lower projecting wraparound porch with secondary hipped roof. Asbestos shingle siding. Porch is supported by simple square wood posts and wraps around at the southeast corner. Three-bay symmetrical primary facade (W-paired, D, W-paired) with central entrance. Windows are 1/1 double-hung wood sash. Door is six-panel solid metal with infilled transom. Porch has wood decking and is accessed by brick steps. Porch also has continuous brick skirting. Wide open eaves with exposed rafter tails.

280a. C 616 Minnesota Avenue c. 1930 Craftsman

One-story wood frame Craftsman style residential building. Hipped roof with asphalt shingles, wood drop siding; partial-width porch at east end. Small projecting central gable over the entrance. Three-bay primary facade (W-grouped, D, W-grouped) with central entrance. Porch is supported by square tapered wood columns resting on low brick piers. Low brick walls connect the brick piers and act as railing. Windows are 1/1 double-hung wood sash; door is fifteen-light wood with eight-light divided sidelights. Porch has wood decking and is accessed by cast concrete steps at the entrance. The central entrance gable has a rectangular attic vent in the center and is notched at the bottom to match the gable pitch, above. Wide overhanging eaves are open with exposed rafter tails.

280b. NC Carport – Shed roof open two-bay carport with sheet metal roof.

281. NC 620 Minnesota Avenue c. 1980 Ranch

One-story wood frame modern residence with brick veneer and cross-gabled asphalt shingled roof. Small undercut porch with a segmental arched opening. Four-bay primary facade (W, W, D, D-paired) with center entrance. Entrance door is modern six-panel wood with iron security bars. Windows are 1/1 aluminum sash with security bars. Secondary door, at front gable, is round-arched, double-leaf board and batten. Boxed eaves. Slab foundation.

282. C 628 Minnesota Avenue c. 1890 Queen Anne

One-story wood frame Queen Anne style residence with side gabled roof, offset front gable and offset roof gable. Asphalt shingles and wood clapboard siding. Wood shingles in the gables. Hipped roof porch at the L, supported by turned wood posts with corner brackets. Decorative wood scallop moulding below the porch frieze. Five-bay facade (W, W, W, D, W) with central entrance. Door is wood with six-light arched opening at top half and a single panel below. Windows are 6/6 double-hung wood sash. An air conditioning unit projects from one of the lower sashes at the gable. Cutaway bays at the front gable, with decorative corner brackets. Round perforated attic vents centered on each gable and surrounded by wood "fish scale" shingles. Wood porch decking and brick steps. Boxed eaves.

283. NC 630 Minnesota Avenue c. 1970 Ranch

One-story wood frame Ranch style residence with low-pitch side gabled roof and small pent awning over an undercut carport. Asphalt shingles and vertical wood panel siding. Undercut offset entrance porch. Two-bay facade (D, W-grouping) with recessed entrance. Door configuration is unclear due to a louvered outer door. Window bay consists of a grouping of

States Area Neighborhood Historic District

Pike County, Mississippi

Name of Property

County and State

eight double-leaf single-light awning style windows. Flat-roof awning extends from carport area and is supported by round metal posts. Boxed eaves. Conventional foundation with brick skirting.

284a. C 644 Minnesota Avenue c. 1904/1928 remodel Colonial Revival
Villa Jenny (Bed and Breakfast)

Two-story wood frame Dutch Colonial Revival residence with gambrel roof. Asphalt shingles and aluminum lap siding. Small gabled portico over central entrance, supported by thin Doric columns. Two integral brick chimneys. Six-bay primary facade (W, W, D, W, W, W-grouped) with central entrance. Door is six-panel wood with divided sidelights and a fanlight transom, and is flanked by Doric pilasters. Windows are 1/1 double-hung wood sash, with the exception of the eastern-most grouping of six 1/1 fixed windows with a divided-light transom panel. Second-floor bays contain a smaller 1/1 double-hung center window flanked by groupings of three 1/1 double-hung sash. Most of the window bays have fixed louvered wood shutters. Brick porch stoop with brick steps. Boxed eaves. Conventional foundation with brick skirting.

284b. C Outbuilding c. 1904

One-and-one-half-story wood frame garage outbuilding with hipped roof and central dormer with hipped roof. Asphalt roof shingles and aluminum lap siding. Three door bays containing, left to right, single leaf wood door with a single light on the top half and two panels below, and two large garage doors with wood panels. The dormer contains a pair of 6/6 double-hung wood sash windows. A small canvas awning covers the single-leaf entrance door.

285. NC 656 Minnesota Avenue c. 1980 No Style

One-story wood frame with brick veneer modern residence with front gabled roof with a lower offset gabled porch. Lower side gable faces south. Asphalt shingles and artificial siding in the gables. Stone quoining at the outside corners. Projecting porch is supported by square stuccoed columns resting on low stuccoed side walls. A simple painted wood railing spans the front of the porch. Five-bay facade (W, W, D, W-paired, W) with offset entrance. Door is solid wood with six panels with a metal security door. Windows are 2/2 aluminum sash with horizontal muntins. Porch floor is tiled slab with a poured concrete ramp in place of steps. Slab foundation. Boxed eaves.

286. NC 695 Minnesota Avenue c. 1990 No Style

One-story brick modern building with low-pitch hipped roof of asphalt shingles. A hipped roof ell extends from the southeast corner of the building. Nine-bay facade (W, W, W, W, D, W, W, W, W) with central entrance under an undercut porch. Porch is supported by four decorative wrought-iron posts. Entrance door is wood with nine lights over two panels and is flanked by sidelights, six lights over one panel. Windows are 6/6 double-hung aluminum sash. At the entrance is a raised concrete pad accessed by steps on the north and a wheelchair ramp from the east. A simple metal pipe railing spans the ramp, steps, and concrete porch area.

287. C 715 Minnesota Avenue c. 1940 No Style

One-story wood frame with hip roof and lower central gable. Asphalt shingles and vinyl lap siding. Projecting porch supported by square wood posts with corner brackets. Three-bay

States Area Neighborhood Historic District

Pike County, Mississippi

Name of Property

County and State

primary facade (W, D, W) with central entrance. Door is wood with a single light over two panels and a divided light transom. Windows are 9/9 double-hung vinyl sash. Central gable contains a square attic vent. Wood porch railing with thin square balusters, wood decking, and wood steps. Boxed eaves. Conventional foundation with brick skirting.

288. C 719 Minnesota Avenue c. 1910 Queen Anne

One-story wood frame Queen Anne style residence with side gabled roof and offset front gable. Asphalt shingle roof and wood clapboard siding. Projecting porch at the L, supported by turned wood posts with decorative corner brackets and a balustrade with turned spindles. Integral brick chimney. Four-bay primary facade (W-paired, W, W, W) with entrance on the west facing porch wall. Windows are 2/2 double hung wood sash. Door is wood with one light over two panels and a single-light transom. Porch is significantly raised and has wood decking. Steps are concrete with wood railings and turned balusters. Boxed eaves and conventional foundation.

289a. C 720 Minnesota Avenue c. 1925 Craftsman

One-story wood frame Craftsman style residence with a front gable roof, clipped at the edge, a lower offset front gabled projection and a shed roof projecting porch. Asphalt shingle roof and vinyl siding. Porch is supported by short tapered wood columns resting on high brick piers. A wood half-wall connects the piers and is also sided with vinyl. The remainder of the porch is screened with metal screening material. Three-bay facade (W-paired, D, W-paired) with offset entrance. Door is single-leaf wood with four lights over one panel. Windows are 4/1 double-hung wood sash with vertical muntins. Open eaves with vinyl sheathing.

289b. C Garage – Side gabled garage outbuilding with asphalt shingle roof and clapboard siding. Two bays evident from the right-of-way: 2/2 window and large overhead garage door.

290a. C 721 Minnesota Avenue c. 1925 Craftsman

One-story wood frame Craftsman style residence with front gabled roof, clipped at front edge, a lower offset clipped front gable, and a projecting porch at the L. Asphalt shingle roof and wood clapboard siding. Porch is supported by short tapered wood columns resting on high brick piers. Between the porch piers is a half-wall that is also sheathed in wood clapboard. Three-bay facade (W-paired, D, W) with offset entrance. Door is wood with nine lights over two panels. Windows are 4/1 double-hung wood sash with vertical muntins. Integral brick chimney. Square perforated attic vent at front gable. Boxed eaves and conventional foundation.

290b. NC Carport – Front gabled wood frame carport outbuilding.

291. C 722 Minnesota Avenue c. 1925 Craftsman influences

One-story wood frame minimal traditional residence with front gabled roof and lower offset front-gabled projection. An undercut porch is at the corner of the front projection. Asphalt roof shingles and wood drop siding. Exterior brick chimney on west wall. Three-bay primary facade (W, D, W-paired) with central entrance. Door is single-leaf modern wood with a storm door. To the left of the entrance is a fifteen-light fixed window, placed high on the wall plane. To the right of the entrance are paired 3/1 double-hung wood sash with vertical muntins. The paired

States Area Neighborhood Historic District

Pike County, Mississippi

Name of Property

County and State

windows are flanked by fixed louvered wood shutters. A secondary door is placed on the east facing porch wall. Open eaves and conventional brick foundation.

292a. C 723 Minnesota Avenue c. 1910 Queen Anne, Craftsman
One-story wood frame Queen Anne style residence with side gabled roof and offset front gable on the west end. Undercut porch at the L. Asphalt roof shingles and asbestos shingle siding. Raised porch is supported by tapered square wood posts. Low wood plank walls connect the porch posts. Three-bay facade (W-paired, D, W-paired) with central entrance. Door is wood with six lights over two panels and is flanked by two-light over one panel sidelights. To the right of the entrance is a pair of 3/1 windows with vertical muntins. To the left of the entrance is a pair of 2/2 modern vinyl windows. The window bays are flanked by fixed louvered wood shutters. Toward the top of the front gable is a small square louvered vent. Wood porch decking and concrete steps. Boxed eaves and a conventional foundation.

292b. C Garage – Front gabled wood frame garage/storage outbuilding with asphalt shingles and asbestos shingle siding.

293. C 724 Minnesota Avenue c. 1940 Minimal Traditional
One-story wood frame Queen Anne style residence with side gabled roof and offset front gable on west end. Undercut porch at the L. Asphalt roof shingles and asbestos shingle siding. Raised porch is supported by tapered square wood posts. Low wood plank walls connect the porch posts. Three-bay facade (W-paired, D, W paired) with central entrance. Door is wood with six lights over two panels and is flanked by two-light over one panel sidelights. To the right of the entrance is a pair of 3/1 windows with vertical muntins. To the left of the entrance is a pair of 2/2 modern vinyl windows. The window bays are flanked by fixed louvered wood shutters. Toward the top of the front gable is a small square louvered vent. Wood porch decking and concrete steps. Boxed eaves and conventional foundation.

294a. C Central Park, Minnesota and 6th

294b. NC Shelter c. 1980 Modern
One story modern sheet metal pole barn with low pitch side gabled roof. Single bay entrances at each gable end. Each entrance contains a solid wood door flanked by 6/6 aluminum windows over clapboard panels.

294c. C Hughes Fountain 1916
Marble drinking fountain consisting of a large bowl on a squat base. Projecting from the center of the bowl is a large square shaft with a flared cap. Engravings on north and south sides of the shaft. The fountain rests on a small poured concrete foundation.

294d. NC Restroom hut c. 1960 No Style
One story brick restroom hut with pyramidal roof with raised vented cap at the crest of the roof. Architectural roof shingles. A single vestibule bay on the south elevation provides entry into flanking men's and women's restrooms.

States Area Neighborhood Historic District

Pike County, Mississippi

Name of Property

County and State

294e. NC Recreation Offices/Press Box c. 2000 Post-modern

Combination one- and two-story modern wood frame public building with three pent roof sections at steep opposing angles. Sheet metal roofing and wood clapboard siding. Primary facade faces north and contains two bays (D-paired, W-grouping) with double-leaf aluminum entrance doors. To the right of the entrance is an undercut porch supported by large steel angle brackets. Under the porch is a recessed facade containing a band of single-light plate-glass wood frame windows. The second-floor windows are approximately double the height of the first floor windows.

Missouri Avenue

295. C 302 Missouri Avenue c. 1915 No Style

One-story, wood frame residence with gable and hip roof of asphalt shingles on a brick pier foundation with brick lattice infill. Partial-width, hip roof wraparound projecting entry porch supported by wood posts on a wood porch deck with concrete steps. Between the posts is a turned balustrade with lattice behind. The facade is four-bays (W-Paired, D, W-Tripled, W) covered in vinyl siding. The windows are 1/1 wood double hung sash and the entry door is wood with six recessed panels and has an outer glass storm door. In the gable is a metal louvered vent. Eaves are boxed. There is a shed roof carport attached to the left side of the house supported by decorative metal posts on a low brick wall.

296a. C 305 Missouri Avenue c. 1920 Craftsman

One-story, wood frame Craftsman Bungalow residence with a hip roof of asphalt shingles on a brick pier foundation with stucco covered infill. Partial-width, front facing gable roof projecting entry porch has been partially enclosed with the open part supported by decorative metal posts on a concrete deck with brick steps. There is a metal railing between the posts. The facade is four-bays (W, D, W-Paired, W) with wood shake shingle siding and no corner boards. The windows are 6/6 metal single hung sash. The entry door is not visible behind a glass storm door. The door is flanked by applied louvered shutters. In the gable of the porch is a triangular louvered vent. Exposed rafter tips are visible.

296b. NC Carport (c. 1980) - Front facing gable roof carport with a metal roof supported by thin metal columns. To the rear of the carport is a metal panel shed with a metal door.

297. C 307 Missouri Avenue c. 1910 Queen Anne

One-story, wood frame Queen Anne residence with a gable and hip roof of asphalt shingles on a painted brick foundation. Partial-width, hip roof projecting entry porch is supported by wood posts on a concrete deck. The facade is four-bays (W, W, W, W) covered in vinyl siding. The windows are 12/6 metal single hung sash. The entry door faces the side. The gable projection has chamfered corners with scroll brackets. The gable has a pent. Eaves are boxed.

298. C 313 Missouri Avenue c. 1910 Queen Anne

One-story, wood frame Queen Anne residence with a side facing gable-on-hip roof of asphalt shingles on a brick foundation. Full-width and wraparound projecting entry porch supported by wood turned columns with brackets on a wood porch deck with concrete step. Turned wood

States Area Neighborhood Historic District

Pike County, Mississippi

Name of Property

County and State

balustrade between the piers. The façade is five-bays (W, W, D, D, W) with horizontal wood Dutch lap siding and corner boards. The windows are floor length 1/2 wood double hung sash. The wood entry door is in the middle and is Queen Anne in style with a single light over a decorative raised panel and is flanked by sidelights with three-lights over a raised panel. Above the door and sidelights is a two light transom. The other door is wood with three-lights over two horizontal recessed panels and has an outer wood screen door. There are two internal brick chimneys visible that pierce the roof. There is a front facing gable dormer with an applied decorative wood circle with cutouts and triangular pieces. Eaves are boxed.

299. C 314 Missouri Avenue c. 1910 Queen Anne

One-story, wood frame Queen Anne residence with a gable and hip roof of asphalt shingles on a brick pier foundation. Full-width and wraparound entry porch with a hip roof supported by tapered wood box columns on brick piers with cast stone caps. There is a square wood balustrade between the brick piers. The porch has been remodeled in the Craftsman style. Wood porch deck with a concrete step. The façade is three-bays (W-Paired, D, W) with asbestos shingle siding with corner boards. The windows are 4/4 wood double hung sash. The entry door is wood with a single light over three recessed panels and has a single light transom above. The gable has a pent and a 4/4 metal single hung sash window surrounded by diamond pattern scale shingle siding. There is an internal brick chimney visible piercing the roof. Eaves are boxed.

300a. C 323 Missouri Avenue c. 1940 Colonial Revival

One-story, brick veneer Colonial Revival residence with a side facing gable roof of asphalt shingles on a brick foundation. Small, partial-width front facing gable projecting entry porch supported by wood Tuscan columns on a concrete deck with concrete steps flanked by brick wing walls with cast stone caps. The gable of the porch has a segmental arch cut out. The façade is four-bays (W-Tripled, W-Tripled, D, W-Tripled). The windows are 6/6 wood double hung sash and the window unit on the far left has raised panels below each window. The entry door is wood with six recessed panels flanked by single light sidelights and has a fan light transom above. There is an internal brick chimney visible piercing the roof. Eaves are boxed.

300b. NC Garage (c. 1980) - Two-car brick garage with a side facing gable roof of asphalt shingles. The front of the garage is open and in the rear of the garage is a brick wall with storage room behind it accessed by a wood door.

301. C 327 Missouri Avenue c. 1900 Queen Anne

One-and-a-half story, wood frame Queen Anne with a gable and hip roof of asphalt shingles on a brick pier foundation. There is a conical tower on the right end of the house topped with a conical roof and spire. Full-width, hip roof projecting entry porch that terminates at the right end of the house in a circular feature with a conical roof. The porch is supported by wood turned columns with brackets and bargeboard between the columns. Above the concrete steps to the porch with brick www with cast stone caps is a front facing gable bale. The façade is five-bays (W, W, D, W, W) with horizontal wood lap siding and corner boards. The windows are 1/1 wood double hung sash and the entry door is wood with a single light over a single panel and has an outer wood screen door. The gable at the roof level has a paired ten light casement window. The conical tower has a single light. Eaves are boxed.

States Area Neighborhood Historic District
Name of Property

Pike County, Mississippi
County and State

302a. C 330 Missouri Avenue c. 1940 Minimal Traditional
One-story, wood frame Minimal Traditional residence with a cross-gable roof of asphalt shingles on a brick foundation with metal vents. There is no entry porch, just a concrete stoop with concrete steps and a wood handicap ramp. The façade is four-bays (W-Paired, D, W-Paired, D) covered in vinyl siding. The windows are 6/6 wood double hung sash with applied louvered shutters. The door on the left is the main entry door and is wood with a fan light over four recessed panels. The other door is wood with four-lights over three recessed panels and is flanked by sidelights with four-lights. All of the doors and windows have pent metal awnings. There is a side facing gable roof carport attached to the right side of the house supported by brick piers.

302b. C Garage (1940) - One-car garage with a front facing gable roof. The garage is sided in horizontal wood lap siding and has a cased opening.

303. C 331 Missouri Avenue c. 1920 Craftsman
One-story, wood frame Craftsman Bungalow residence with a clipped front facing gable of asphalt shingles on a brick foundation with brick vents. Partial-width, hip roof projecting entry porch is supported by tapered wood box columns on brick piers with cast stone caps. Between the piers is a low brick wall with cast stone cap. The stairs are behind a brick wall with cast stone cap. The façade is three-bays (W-Paired, D, W-Paired) with horizontal wood lap siding and corner boards. The windows are 1/1 wood double hung sash with applied louvered shutters. The entry door is wood with sixteen lights, in a Craftsman pattern, and is flanked by sidelights with eight lights, also in a Craftsman pattern. Above the door and sidelights is a fourteen light transom. The gable has a paired nine-light casement window with applied louvered shutters. Exposed rafter tips are visible. There are two internal brick chimneys visible piercing the roof.

304. C 336 Missouri Avenue c. 1920 Queen Anne
One-story, wood frame Queen Anne residence with a gable and hip roof of asphalt shingles on a brick pier foundation with brick lattice infill. Partial-width, hip roof projecting entry porch is supported by tapered wood box columns on brick piers with cast stone caps. Wood porch deck with concrete steps flanked by brick wing walls with cast stone caps. The porch has been remodeled in the Craftsman style. The façade is five-bays (W, D, W, W, W) with horizontal wood lap siding. The windows are 1/1 wood double hung sash. The entry door is wood with six recessed panels and a single light transom above. There is an outer wood screen door. The gable projection has chamfered corners with scroll brackets. The gable is pent and has a double wood louvered vent surrounded by chevron pattern flush siding. Eaves are boxed, except for the porch which has exposed rafter tips.

305a. C 337 Missouri Avenue c. 1920 Craftsman
One-story, wood frame Craftsman Bungalow residence with a front facing gable roof of asphalt shingles on a brick pier foundation with brick infill with metal vents. Partial-width, front facing gable roof projecting entry porch supported tapered wood box columns on brick piers with cast stone caps. There is a low wall between the piers covered with siding. Wood porch deck with concrete steps flanked by brick wing walls with cast stone caps. The façade is three-bays (W-

States Area Neighborhood Historic District

Pike County, Mississippi

Name of Property

County and State

Paired, D, W-Paired) with Masonite siding and corner boards. The windows are 6/1 wood double hung sash with applied louvered shutters. The door is wood with six recessed panels and a three-light transom above. There is an outer storm door. The upper gable has a 6/6 metal single hung sash window. The lower gable has a tripled wood louvered vent. Wide overhanging eaves are supported by knee braces and have exposed rafter tips.

305b. NC Shed - Wood frame shed to rear with front facing gable roof.

306. C 338 Missouri Avenue c. 1930 Craftsman

One-story, wood frame Craftsman Bungalow residence with a hip roof of asphalt shingles on a brick pier foundation. Full-width undercut entry porch supported by tapered wood box columns on brick piers with cast stone caps. There is a low brick wall between the piers with cast stone cap. Wood porch deck with concrete steps and brick wing walls with cast stone caps. The façade is four-bays (W, D, D, W) with asbestos shingle siding and corner boards. The windows are 3/1 wood double hung sash and the doors are wood with nine lights in a Craftsman pattern. Front facing gable roof dormer with a central window with eight lights, which is flanked by wood louvered vents. Exposed rafter tips are visible.

307. C 401 Missouri Avenue c. 1915 Craftsman

One-story, wood frame Craftsman Bungalow residence with a gable and double hip roof of metal panels on a field stone foundation. Partial-width and wrap around projecting entry porch is supported by field stone columns with cast stone caps. Wood porch deck with concrete steps flanked by field stone wing walls with cast stone caps. The façade is four-bays (W, W, D, W-Bay) with horizontal wood lap siding and corner boards. The windows not in the bay are 12/1 wood double hung sash. The bay window has a central 16/1 wood double hung sash window flanked by 12/1 wood double hung sash windows. The entry door is wood with fifteen lights. The gable above the bay window has a ten-light window in a wood sash. Exposed rafter tips are visible.

308. C 404 Missouri Avenue c. 1910 Queen Anne

One-story, wood frame Queen Anne residence with a gable and hip roof of asphalt shingles on a brick foundation. Partial-width, hip roof wraparound projecting entry porch supported by tapered wood box columns on brick piers with cast stone caps. Wood porch deck with concrete steps flanked by brick wing walls with cast stone caps. Turned wood balustrade between the piers. The porch has been remodeled in the Craftsman style. The façade is five-bays (W, W, W, D, W-Paired) with Dutch lap vinyl siding under the porch and regular vinyl siding on the rest of the house. The windows are 12/6 wood double hung sash. The wood entry door is Queen Anne in style with a single light over a single projecting panel with framing and a single light transom above. The gable projection has chamfered corners with sunburst design brackets. The gable has a pent with decorative scale siding above the pent and a circular louvered vent. Eaves are boxed; except for the porch with has exposed rafter tips.

309. C 405 Missouri Avenue c. 1915 Craftsman

One-story, wood frame Craftsman Bungalow residence with a gable-on-hip roof of asphalt shingles on a brick foundation. Partial-width, front facing gable roof projecting entry porch is

States Area Neighborhood Historic District

Pike County, Mississippi

Name of Property

County and State

supported by paired wood box columns on brick piers with cast stone caps. The center pier does not have any support above it and between the piers is a wood balustrade. The façade is three-bays (W-Paired, D, W) with Masonite siding. The windows are 7/1 wood double hung sash with applied louvered shutters. The entry door is metal clad wood with six raised panels and is flanked by sidelights with three-lights and there is a ten-light transom above the door and sidelights. In the gable is a paired wood louvered vent. The eaves are wide and overhanging, supported by knee braces, and have exposed rafter tips.

310. C 408 Missouri Avenue c. 1910 Queen Anne

One-story, wood frame Queen Anne residence with a gable and hip roof of asphalt shingles on a painted brick foundation. Partial-width, hip roof projecting entry porch is supported by wood Tuscan columns on brick piers with cast stone caps. Between the piers is a low wall with siding. The façade is three-bays (W, D, W) covered in vinyl siding. The window on the right is 15/1 wood double hung sash with a smaller upper division. The window on the left is 1/1 wood double hung sash. The entry door is Queen Anne in style with a single light over a single decorative projecting panel and has sidelights with two lights over a panel. Above the sidelights and door is a two-light transom. The gable has a pent. Eaves are boxed.

311. C 414 Missouri Avenue c. 1930 Craftsman

One-story, wood frame Craftsman Bungalow residence with a gable-on-hip roof of asphalt shingles on a brick foundation. Full-width, undercut entry porch is supported by tapered wood box columns on brick piers with cast stone caps. Between the piers is a low wall covered in siding. Wood porch deck with concrete steps flanked by brick wing walls with cast stone caps. The façade is three-bays (W-Paired, D, W-Paired) covered in vinyl siding. The windows are 3/1 wood double hung sash and the entry door is wood with four-lights over two projecting horizontal panels and has an outer metal and glass storm door. There is a small louvered vent in the upper gable. The gable over the porch has a central light flanked by wood louvered vents. Eaves are boxed.

312. C 416 Missouri Avenue c. 1930 Tudor Revival, Craftsman

One-story, brick veneer Tudor Revival residence with a front facing gable roof of asphalt shingles on a brick foundation. Small, partial-width front facing gable roof projecting entry porch supported by wood Tuscan columns on a tiled stoop. The façade is three-bays (W-Tripled, D, Porch). The windows are 3/1 wood double hung sash with applied louvered shutters. The entry door is wood and arched with an upper circular light and has an outer glass storm door. The arched porch opening has been infilled with plate glass. In the gable is a louvered vent with projecting awning. There is one external brick chimney visible. Exposed rafter tips are visible.

313. C 419 Missouri Avenue c. 1920 Craftsman

One-story, wood frame Craftsman Bungalow residence with a side facing gable roof of asphalt shingles on a brick foundation with vents. Partial-width, front facing gable roof projecting entry porch is supported by tapered wood box columns on brick piers with cast stone caps. Between the piers is low wall with siding. Wood porch deck with concrete steps flanked by brick wing walls with cast stone caps. The façade is three-bays (W, D, W) with asbestos shingle siding with corner boards. The windows are 6/1 wood double hung sash and the entry door is a wood slab

States Area Neighborhood Historic District

Pike County, Mississippi

Name of Property

County and State

with single light. Wide over hanging eaves are supported by knee braces and have exposed rafter tips. There is a brick chimney visible piercing the roof.

314a. C 420 Missouri Avenue c. 1930 Craftsman

One-story, wood frame altered Craftsman Bungalow residence with a gable-on-hip roof of asphalt shingles on a brick foundation. Partial-width, undercut entry porch supported by a tapered wood box column on brick pier with cast stone cap. The façade is two-bays (W-Tripled, W-Paired) covered in vinyl siding. The tripled window unit has a central picture window flanked by four-light metal casement windows. The paired widow unit has 3/1 wood double hung sash. Both window units have metal security bars. The entry door faces the side and is wood with six recessed panels, and has an outer metal security door. The upper gable has a louvered vent. The lower gable has a central single light flanked by louvered vents.

314b. NC Carport (c. 1980) - Two-car carport with a front facing gable roof, that has open truss work, is supported by metal poles.

315a. C 423 Missouri Avenue c. 1915 Queen Anne

One-story, wood frame Queen Anne residence with a gable and hip roof of asphalt shingles on a brick foundation. Partial-width, hip roof wraparound projecting entry porch supported by wood box column on a wood porch deck with concrete steps flanked by concrete wing walls with cast stone caps. Between the columns is a low wall with horizontal wood lap siding. The façade is three-bays (W, D, W) with horizontal wood lap siding with corner boards. The windows are 1/1 wood double hung sash and the entry door is wood with a single light and a single light transom above. In the gable there are gable returns and a wood louvered vent. Eaves are boxed.

315b. C Garage (c. 1930) - Wood frame one-car garage with a front facing gable roof of asphalt shingles. The garage is sided in horizontal wood boards and has a cased opening with chamfered corners. Exposed rafter tips are visible.

316. C 427 Missouri Avenue c. 1915 Queen Anne

One-story, wood frame Queen Anne residence with a gable and hip roof of asphalt shingles on a brick pier foundation with brick infill. Partial-width and hip roof wrap around projecting entry porch that has been partially enclosed and is supported by wood box column. The end bay of the porch on the right has been enclosed with a low wall with horizontal wood lap siding and a tripled jalousie window unit. The façade is three-bays W-Tripled, D, W) with horizontal wood lap siding with corner boards. The windows are 1/1 wood double hung sash and the entry door is wood with fifteen lights and a single transom above. There is an outer metal security door. The gable has gable returns and a large triangular louvered vent. Eaves are boxed.

317. C 514 Missouri Avenue c. 1910 Queen Anne

One-story, wood frame Queen Anne residence with a gable and hip roof of asphalt shingles on a brick foundation. There is no entry porch, just a large wraparound pent metal awning over a concrete deck. The façade is four-bays (W, W, D, W) with horizontal wood lap siding and corner boards. The windows are 2/2 wood double hung sash and the two on the left have pent metal awnings. The entry door is wood with six recessed panels and single light transom above. The

States Area Neighborhood Historic District

Pike County, Mississippi

Name of Property

County and State

gable has a pent with decorative scale shingle siding above and there is a wood louvered vent in the gable. Eaves are boxed.

318. C 518 Missouri Avenue c. 1920 Craftsman

One-story, wood frame Craftsman Bungalow residence with a hip roof of asphalt shingles on a brick foundation. Full-width, undercut entry porch is supported by wood posts on a concrete deck. There is a wood balustrade between the posts. The façade is three-bays (W, D, W-Paired) with asbestos shingle siding and corner boards. The windows are 4/4 wood double hung sash and have applied louvered shutters. The entry door is wood with six recessed panels and a wood screen door. There is a hip roof dormer with paired louvered vents. There is a brick chimney visible piercing the roof. Eaves are boxed.

319a. C 519 Missouri Avenue c. 1945 Colonial Revival

Two-story, brick veneer apartment building with a side facing gable roof of asphalt shingles on a brick foundation with metal vents. There is no entry porch, just an entry stoop of concrete with concrete steps. The entry is recessed and the opening is framed by wood pilasters supporting an entablature. The opening surrounding the entry door is filled with glass blocks. The façade on the first floor is five-bays (W, W-Paired, D, W-Paired, W). The second floor facade is also five bays (W, W-Paired, W, W-Paired, W). The windows are 2/2 wood single hung sash horizontal divided and have applied louvered shutters. The entry door is wood with fifteen lights and has outer glass storm door.

319b. C Garage (c. 1945) - Four-car brick garage with a hip roof of asphalt shingles. The four openings are cased and have no doors.

320. C 520 Missouri Avenue c. 1920 Craftsman

One-story, wood frame Craftsman Bungalow residence with a hip roof of asphalt shingles on a brick pier foundation. Partial-width, shed roof projecting entry porch is supported by tapered wood box columns on brick piers with cast stone caps. Concrete porch deck. The façade is three-bays (W-Paired, D, W-Paired) with wood shake shingle siding. The windows are 4/1 wood double hung sash and the entry door is a wood slab with a glass storm door. Eaves are boxed. There is a front facing gable roof carport attached to the house by a breezeway connected to the front porch. The carport is supported by thin metal poles.

321a. C 522 Missouri Avenue c. 1920 Craftsman

One-story, wood frame Craftsman Bungalow residence with a gable-on-hip roof of metal v-crimp panels on a brick foundation. Partial-width, undercut entry porch supported by tapered wood box columns on brick piers with cast stone caps. Between the piers is a wood balustrade. Wood porch deck with concrete steps flanked by brick wing wall with cast stone caps. The façade is three-bays (W-Paired, D, W-Paired) with horizontal wood lap siding and corner boards. The windows are 3/1 wood double hung sash and the entry door is wood with nine lights in a Craftsman style. The eaves are wide and overhanging supported by knee braces.

321b. C Garage (c. 1940) - Two-car brick garage with a hip roof of asphalt shingles. The two-car opening has wood panel barn doors.

States Area Neighborhood Historic District
Name of Property

Pike County, Mississippi
County and State

322. C 529 Missouri Avenue c. 1955 Ranch

One-story, brick veneer Ranch residence with a hip roof of asphalt shingles on a brick foundation. There is a slight projection of the roof for the entry area over a tiled stoop with tiled steps. The façade is four-bays (W-Tripled, D, W-Tripled, Carport). The windows are 2/2 wood double hung sash horizontal divided. The entry door is wood behind a metal security door. The carport supported by decorative metal posts on a low brick wall. The siding around the door and window on the right is vertical wood panels over a brick wainscot. Eaves are boxed.

323a. C 601 Missouri Avenue c. 1900 Queen Anne

One-story, wood frame Queen Anne style residence with a hip roof of asphalt shingles on a painted brick foundation with brick vents. A partial-width, shed roof wraparound projecting entry porch is supported by wood turned columns, with brackets, on a wood porch deck with wood steps. Between the columns is a wood turned balustrade. The façade is six-bay (W, W, W, D, W, D) with horizontal wood shiplap siding and corner boards. The windows are 2/2 wood double hung sash with applied louvered shutters. The three windows on the left are under a front facing gable roof projecting bay with chamfered corners which have brackets under the roof overhang. The gable of the projection has a pent roof and wood shingle siding with a round wood decorative vent. The entry door is wood with a single light over a moulded panel and is flanked by sidelights with two lights over a recessed panel with a single light transom above. There is a front facing gable roof dormer on the right which matches the front facing gable on the left. Eaves are boxed. There is a wood ramp in front of the projecting front facing gable roof bay which turns and covers a portion of the stairs to the entry porch

323b. NC Garage (c. 1980) - One-story wood frame garage with a front facing gable roof of asphalt shingles facing Missouri Avenue. The garage is sided in stucco and has a metal roll up door for two cars.

324. C 613 Missouri Avenue c. 1950 Modern

One-story, wood frame Modern style residence with flat and shed roofs of asphalt shingles on a brick foundation. There is no entry porch, just a carport, which the entry door faces on the side. The façade is four-bay (Carport, D, D, D, W) with board-and-batten siding on the front and horizontal wood shiplap siding on the sides. The doors are wood with a single light. The window is steel frame with three casement units stacked on one another with four lights on the bottom, three lights in the middle and four lights on the top. The carport is supported by metal poles on a low brick wall. The roof over the carport is flat and there are two shed roofs over the rest of the house. Eaves are boxed.

325. C 623 Missouri Avenue c. 1910 Queen Anne

One-story, altered Queen Anne style brick veneer residence with a hip roof of composition shingles on a brick foundation. A partial-width, hip roof projecting entry porch is supported by wood box columns on a brick porch deck with brick steps. There is also a set of brick steps to the door with a decorative metal balustrade. The façade is three-bay (W, D, W-Paired). The single window is a 1/1 wood double hung sash, with a small upper sash. The paired window unit has 2/2 wood double hung sash. The windows have a wood panel below, are flanked by applied

States Area Neighborhood Historic District

Pike County, Mississippi

Name of Property

County and State

louvered shutters, and have metal security bars. The window on the left is in a front facing gable roof projecting bay with a pent gable roof with horizontal wood lap siding in the gable. The entry door is wood with an oval light and an outer metal security door. There is a hip roof dormer which has a window with three lights. Eaves are boxed. Attached to the rear of the house by a covered breezeway is a two-story wood frame addition with a side facing gable roof of asphalt shingles. There is a carport on the first level and living space on the second level. The carport has wood box columns supporting the second floor which has an undercut porch supported by wood box columns and horizontal wood lap siding. There is a double-leaf metal clad wood door unit accessing the porch with fifteen lights to each leaf.

326. C 626 Missouri Avenue c. 1950 No Style

One-story, wood frame residence with a hip roof of asphalt shingles on a brick foundation. A partial-width, undercut entry porch is supported by wood box columns on a concrete porch deck with concrete steps. The façade is four-bay (W-Paired, W-Paired, D, W-Paired) with wood shingle siding. The windows are 2/2 wood double hung sash horizontally divided with applied louvered shutters. The entry door is wood with a fan light over four recessed panels flanked by sidelights with five lights each and is in a pilaster surround with entablature. Eaves are boxed. There is a brick chimney piercing the roof on the right side

327a. C 629 Missouri Avenue c. 1910 Queen Anne

One-story, wood frame Queen Anne style residence with a hip roof of asphalt shingles on brick pier foundation with brick infill. A partial-width, shed roof projecting entry porch is supported by wood box columns on a wood porch deck with concrete steps. Between the posts is a wood lattice balustrade. The façade is three-bay (W-Paired, D, W-Paired) with asbestos shingle siding and corner boards. The windows are 2/2 wood double hung sash horizontally divided. The window unit on the left is under a front facing gable roof projecting bay with gable returns and a wood triangular louvered vent in the gable. The entry door is a wood slab with a glass storm door and a single light transom above.

327b. NC Carport (c. 1960) - Flat roof carport supported by metal poles with a storage area to the side which has asbestos shingle siding.

328. C 630 Missouri Avenue c. 1930 No Style

Bill's Cash Store and Grocery

One-story, former commercial brick building converted into a duplex residence. There is a front facing gable roof of asphalt shingles behind a front stepped parapet with an angled cap. There is no entry porch. The façade is four-bay (W-Paired, D, D, W-Paired). The windows are 4/4 wood single hung sash with a two light transom above. The doors are wood with a single light over a single recessed panel. Around the doors and windows is horizontal cement fiber board siding. Exposed rafter tips are visible.

329a. C 715 Missouri Avenue c. 1920 Craftsman

One-story, wood frame Craftsman style residence with a hip roof of asphalt shingles on a painted brick foundation with brick vents. A partial-width, front facing gable roof projecting entry porch is supported by short tapered wood box columns on painted brick pedestals with a low brick wall

States Area Neighborhood Historic District

Pike County, Mississippi

Name of Property

County and State

between. The porch deck is concrete with brick steps. The façade is three-bay (W-Paired, D, W-Paired) with horizontal wood shiplap siding with corner boards. The windows are 6/1 wood double hung sash. The entry door is wood with twelve lights. There is a brick chimney piercing the roof on the right side. There are exposed rafters under the eaves, which also have knee braces.

329b. C Garage - One-story wood frame garage with a front facing gable roof of asphalt shingles and exposed rafter tips visible. The garage is sided in horizontal wood lap siding with corner boards and has a chamfered cased opening for a single car.

330. C 718-720 Missouri Avenue c. 1960 No Style

One-story, wood frame duplex residence with a side facing gable roof of asphalt shingles on a concrete foundation. There are no entry porches for the units, just concrete stoops with concrete steps. The façade is eight-bay (W, D, W, W, W, W, D, W) with asbestos shingle siding and panel siding. The windows are 2/2 wood double hung sash horizontally divided, except for the two center windows which are 1/1 metal single hung sash. Those windows are also in a slight recess to the façade. The door on the left is metal clad wood with six raised panels and the one on the right is a wood slab with three stepped lights. Eaves are boxed.

331a. C 719 Missouri Avenue c. 1960 Ranch

One-story, wood frame Ranch style residence with a hip roof of asphalt shingles on a brick foundation. There is no entry porch, just a concrete stoop and step. The façade is five-bay (W, W-Paired, W-Paired, W-Paired, D) with a combination of board-and-batten siding and horizontal wood lap siding. The windows are 6/6 metal single hung sash with applied louvered shutters. The entry door faces the side and is wood panel. The other door is wood with three lights over three horizontal recessed panels.

331b. NC Shed - Small wood shed with a front facing gable roof of asphalt shingles and wood panel siding. There is a wood slab door.

332. C 723 Missouri Avenue c. 1955 Ranch

One-story, wood frame Ranch style residence with a cross-gable roof of asphalt shingles on a brick foundation with metal vents. A small partial-width, undercut entry porch is supported by wood posts on a concrete porch deck with concrete steps. The façade is five-bay (W-Paired, D, W, W, W) with asbestos shingle siding and vertical panel siding over a brick wainscot. The paired window unit has 2/2 wood double hung sash horizontally divided. The other windows are 2/2 metal single hung sash horizontally divided. All of the windows have applied louvered shutters. The entry door is a wood slab with a metal security door. The two windows on the right are under the front facing gable roof projecting bay which has a triangular louvered vent in the gable.

333. C 801 Missouri Avenue c. 1940 Craftsman, Colonial Revival

One-story wood frame and brick veneer Craftsman, Colonial Revival residence with side gabled roof, clipped, at the ends, a central gabled roof dormer. Central projecting porch awning with clipped gable roof, supported by corner brackets. Asphalt shingles and brick veneer siding.

States Area Neighborhood Historic District

Pike County, Mississippi

Name of Property

County and State

Three-bay façade (W-paired, D, W-paired) with central entrance. Door is wood with six lights over four panels. Windows are 8/8 double-hung wood sash. Raised slab patio across full width of façade, with brick access steps. Boxed eaves and conventional brick foundation.

334. C 803 Missouri Avenue c. 1925 Craftsman

One-story wood frame Craftsman bungalow with front gabled roof and lower off-set gabled projection. Asphalt shingle roof and asbestos shingle siding. Four-bay primary facade (W-grouped, D, W, W-paired) with offset entrance. Six-panel wood door with a small gabled awning. 3/1 double-hung wood sash windows. Side gabled ell to the west with front gabled undercut porch, supported by 4x4 wood posts resting on low wood plank walls. Under the side porch is a single-leaf door. Concrete steps lead to the primary entrance. Side eaves are open with exposed rafter tails. Conventional foundation.

335a. C 809 Missouri Avenue c. 1940 Craftsman

One-story wood frame Craftsman bungalow residence with cross-gabled roof and projecting front porch. Asphalt shingles and narrow wood drop siding. Porch is supported by short tapered wood columns resting on raised brick piers. A low brick wall connects the piers across the front. Three-bay facade (W-paired, D, W-paired) with offset entrance. Door type and configuration is not clear. 3/1 double-hung wood sash windows with vertical muntins. Window bays are flanked by fixed wood louvered shutters. Open eaves with exposed rafter tails. Triangular corner brackets at the front gable edges and at the peak. Small rectangular louvered attic vent near gable peak. Small gabled side porch on east elevation, supported by tapered wood columns.

335b. C Outbuilding – Wood frame side gabled outbuilding with clapboard siding.

336. C 811 Missouri Avenue c. 1930 Minimal Traditional

One-story wood frame Minimal Traditional residential building. Side-gabled roof with asphalt shingles; asbestos shingle siding. Small projecting gabled porch covers the central entrance and is supported by decorative wrought iron posts. Three-bay symmetrical facade (W, D, W). Windows are 8/8 double-hung wood sash and door is six-panel metal. Concrete slab stoop, accessed by poured concrete steps.

337. C 816 Missouri Avenue c. 1918 Craftsman

One-story wood frame Craftsman style residence with side gabled roof and lower front-gabled projecting porch. Asphalt shingles and wood clapboard siding. Porch is supported by tapered wood columns resting on brick piers. The center brick pier does not have a column on top. Three-bay facade (W, D, W) with central entrance. Door is obscured from view by outer screen door; however, an infilled or painted over transom is evident above the door. A secondary door is on the east-facing porch wall. 4/4 double-hung wood sash windows. Screened attic vent at porch gable peak. Open eaves with exposes rafter tails and wood triangular braces under the gables. Concrete slab porch decking and concrete steps for access. Conventional brick foundation.

States Area Neighborhood Historic District

Pike County, Mississippi

Name of Property

County and State

338. C 823 Missouri Avenue c. 1940

Minimal Traditional

One-story wood frame Minimal Traditional residence with side gabled roof and central gabled porch. Asphalt roof shingles and asbestos shingle siding. Entrance porch is narrow and is supported by two wood Doric columns. Four-bay facade (W, W, D, W) with central entrance. Door is modern with a semicircular divided light at the top and four panels at the bottom. Windows are 6/6 double-hung vinyl sash. A set of concrete steps with brick side rails leads to the entrance. Boxed eaves and conventional brick foundation.

339. C 824 Missouri Avenue c. 1940

Minimal Traditional

One-story wood frame Minimal Traditional residence with side gabled roof and lower offset front gable. Asphalt roof shingles and asbestos shingle siding. Four-bay facade (W-paired, D, W-tripartite, W-paired) with central entrance. Door is wood with two lights over four panels. Windows are 3/1 double-hung wood sash, except for the tripartite, which consists of a large plate-glass window flanked by narrow 2/2 double-hung windows. Strip metal awnings cover the primary facade window bays. A flat roof carport is attached at the west elevation. Boxed eaves and conventional foundation. Concrete masonry blocks screen the east end of the foundation.

340. C 825 Missouri Avenue c. 1925

Craftsman

One-story wood frame Craftsman style residential duplex with front gabled roof and projecting pent-roof porch. Standing seam metal roof and asbestos shingle siding. Porch is supported by tapered wood columns resting on brick piers that extend to the ground. Four-bay symmetrical facade (D, W, W, D) with six-panel wood doors and 3/1 double-hung wood sash windows with vertical muntins. At the front gable peak is what is evidently an infilled window flanked by vented attic grates. Open eaves with exposed rafter tails. Conventional brick foundation.

341a. C 826 Missouri Avenue c. 1918

Queen Anne

One-story, wood frame Queen Anne residence with cross-gabled roof and hipped-roof projecting wraparound porch. Asphalt roof shingles and narrow wood clapboard siding. Porch is supported by round wood columns. Three-bay primary facade (W, D, D) with offset entrance and secondary door at rear porch wall. Doors are solid wood with a single-light infilled transom. Windows are 2/2 double-hung wood sash. Porch railing is simple wood with square balusters. Front steps are poured concrete with heavy wood side rails.

341b. C Garage – Front-gabled outbuilding with asphalt shingles and clapboard siding; small projecting gabled front porch. Solid wood door in center of porch.

342. C 832 Missouri Avenue c. 1925

Craftsman

One-story wood frame Craftsman style residence with front gable roof, clipped at the front edge and an undercut full-width porch. Asphalt roof shingles and wood drop siding. Rectangular asphalt shingle siding in the gable. Exterior brick chimney on east elevation. Porch is supported by tapered wood columns resting on brick piers. Low wood walls with clapboard siding run between the piers. Three-bay facade (W-paired, D, W-paired) with offset entrance. Door is modern wood with a semicircular divided light at the top and four panels below. Windows are 3/1 double-hung wood sash. Wood porch decking and wood steps with simple pipe railing. Strip

States Area Neighborhood Historic District

Pike County, Mississippi

Name of Property

County and State

metal awnings span the porch. Open eaves with exposed rafter tails. Triangular brackets under gables.

343. C 834 Missouri Avenue c. 1925 Craftsman

One-story wood frame and stucco Craftsman style residence with front gabled roof, clipped at the front edge, and offset front-gabled porch. Asphalt shingle roof and stuccoed siding. Porch is supported by short tapered columns resting on stuccoed brick piers. The porch frieze extends down to meet the piers, creating a curvilinear opening. A low stuccoed wall connects the piers. Three-bay facade (W, D, W) with central entrance. Door is obscured by outer screen door. Windows are 3/1 double hung wood sash with vertical muntins. A side-gabled porte-cochere is attached at the west elevation and has similar supports as the front porch. Open eaves with exposed rafter tails and triangular braces under the gables. A rectangular attic vent is centered on the porch gable. Conventional foundation.

344a. C 836 Missouri Avenue c. 1925 Craftsman

One-story wood frame Craftsman residence with hipped roof and offset front-gabled projecting porch. Asphalt shingles and cedar shake siding. Partial-width porch has two large segmental-arched openings and is supported by three square columns resting on a low wall. Side openings to the porch are arched as well. Three-bay facade (W-paired, D, W-grouped) with central entrance. Door is obscured by a louvered storm door. Windows are 3/1 double-hung wood sash. Slab porch decking and brick steps. Boxed eaves and conventional brick foundation.

344b. C Outbuilding – Cross-gabled outbuilding with asphalt shingle roof and wood panel siding. Two window bays and a double-leaf entrance.

Nebraska Avenue

345. C 313 Nebraska Avenue c. 1905 No Style

One-story, wood frame residence with a side facing gable roof of asphalt shingles on a brick pier foundation with concrete block infill. Full-width, projecting entry porch with a hip roof is supported by wood posts on a low wall. The porch is screened. The façade is three-bays (W, D, W-Paired) with horizontal wood lap siding with corner boards. The single window unit is a 2/2/2 floor length triple hung wood sash. The paired window unit is made up of 6/6 metal single hung sash. The entry door is a wood slab with three stepped lights and flanked by sidelights with three lights over a panel. There is a shed roof carport supported by decorative metal posts attached to the right side of the house. Eaves are boxed.

346. C 316 Nebraska Avenue c. 1915 No Style

One-story, wood frame residence with a hip roof of asphalt shingles and corrugated tin on a brick foundation. Partial-width, front facing gable roof projecting entry porch is supported by wood posts on a wood porch deck with concrete steps. The façade is three-bays (W, D, D) with vinyl siding. The window is a 6/6 metal single hung sash. The door on the left is a wood slab with two upper lights and has a metal security door. The other door is a six panel metal clad wood door. Eaves are boxed.

States Area Neighborhood Historic District
Name of Property

Pike County, Mississippi
County and State

347a. C 317 Nebraska Avenue c. 1905 Queen Anne

One-story, wood frame Queen Anne with a hip roof of asphalt shingles on a brick pier foundation with brick infill and vents. Partial-width, hip roof projecting entry porch is supported by wood turned columns with brackets on a wood porch deck with concrete steps and wood turned balustrade between the columns. The façade is three-bays (W, D, W) with horizontal wood Dutch lap siding with corner boards. The windows are 2/2 wood double hung sash and the entry door is wood with a single light over two recessed horizontal panels and has a metal and glass storm door. There is a single light transom above the door. To the right of the porch is a front facing gable roof projection with fish scales in the gable. Eaves are boxed. The house is a twin to 321 Nebraska Avenue.

347b. C Garage (c. 1945) - One-story, wood frame garage with a front facing gable roof of corrugated tin. The garage opening has been covered with metal panels. There is horizontal wood lap siding on the rest of the garage.

348a. C 321 Nebraska Avenue c. 1905 Queen Anne

One-story, wood frame Queen Anne with a hip roof of asphalt shingles on a brick pier foundation with brick infill and vents. Partial-width, hip roof projecting entry porch is supported by wood turned columns with brackets on a wood porch deck with concrete steps. The façade is three-bays (W, D, W) with vinyl siding. The windows are 3/1 wood double hung sash and the entry door is wood with a single light over two recessed horizontal panels. There is a single light transom above the door. To the right of the porch is a front facing gable roof projection with fish scales in the gable. Eaves are boxed. The house is a twin to 317 Nebraska Avenue.

348b. NC Garage (c. 1945) - One-story, wood frame garage with a front facing gable with a metal panel roof. Chamfered opening for the garage. The siding is wood panels.

349a. C 415 Nebraska Avenue c. 1920 Craftsman

One-story, wood frame Craftsman style residence with a gable-on-hip roof of asphalt shingles on a brick foundation. A full-width, undercut entry porch is supported by wood tapered columns on brick pedestals with cast stone caps. A wood porch deck has concrete steps and there is a wood balustrade between the pedestals. The façade is three-bay (W-Paired, D, W-Paired) with horizontal wood lap siding and corner boards. The windows are 4/1 wood double hung sash. The entry door is wood with three lights over two horizontal recessed panels and has an outer wood screen door. In the gable is a wood rectangular louvered vent. There is a brick chimney piercing the roof on the right side. Wide overhanging eaves have exposed rafter tips.

349b. C Garage (c. 1940) - One-story, wood frame garage with a hip roof of asphalt shingles which has exposed rafter tips and vertical wood panel siding. There is a cased opening for a single car.

350a. C 416 Nebraska Avenue c. 1920 Craftsman

One-story, wood frame Craftsman style residence with a hip roof of asphalt shingles on a brick foundation. A partial-width front facing gable roof projecting entry porch is supported by wood

States Area Neighborhood Historic District

Pike County, Mississippi

Name of Property

County and State

box columns on a wood porch deck with concrete steps which have brick wing walls with cast stone caps. The porch has a low balustrade wall with asbestos shingle siding and screening above, and has a pent metal awning. The gable of the porch has a central wood light flanked by rectangular wood louvered vents. The façade is three-bay (W, D, W) with asbestos shingle siding. The windows are 9/1 wood double hung sash and the one on the left has a pent metal awning. The entry door is wood with nine lights in a Craftsman pattern and flanked by sidelights with six lights in a Craftsman pattern. Exposed rafter tips are visible.

350b. C Garage (c. 1940) - One-story, wood frame garage with a hip roof of asphalt shingles, which has exposed rafter tips, and horizontal wood lap siding with corner boards. There is a double-leaf barn door with a wood slab for each leaf.

351. C 417 Nebraska Avenue c. 1920 Craftsman

One-story, wood frame Craftsman style residence with a hip roof of asphalt shingles on a brick foundation. A full-width, undercut entry porch is supported by wood box columns on a concrete porch deck with brick steps and separate brick steps to the entry door. The façade is three-bay (W-Tripled, D, W-Paired) with horizontal wood lap siding with corner boards. The windows are 3/1 wood double hung sash and the tripled window unit has closed louvered shutters over the windows. The entry door is wood with a painted fan light over four recessed panels. There is a hip roof dormer with a central three light wood window flanked by rectangular wood louvered vents. The dormer has exposed rafter tips visible. The eaves on the rest of the house are wide overhanging and boxed. There is a brick chimney piercing the roof on the right side. Attached to the rear left side of the house are a garage with a shed roof and a metal garage door with sixteen raised panels.

352a. C 420 Nebraska Avenue c. 1930 Craftsman

One-story, wood frame Craftsman style residence with a front facing clipped gable roof of asphalt shingles on a painted brick foundation with brick vents. A partial-width front facing clipped gable roof projecting entry porch is supported by brick columns on a wood porch deck with concrete steps which have brick wing walls with cast stone caps. The porch has a low balustrade wall with asbestos shingle siding and curved wood slat awning. The façade is four-bay (W, D, W, W-Paired) with asbestos shingle siding with corner boards. The windows are 3/1 wood double hung sash and the one on the right has a curved wood slat awning. The entry door is wood with nine lights in a Craftsman pattern. Both the main gable and the porch gable have wood louvered vents. Wide overhanging eaves have exposed rafter tips and knee braces.

352b. C Garage (c. 1940) - One-story, wood frame garage with a front facing gable roof of asphalt shingles, which has exposed rafter tips, and horizontal wood lap siding with corner boards. There is a double-leaf barn door with a two-part paneled door for each leaf.

352c. C Shed (c. 1940) - One-story, wood frame shed with a rear sloping shed roof and horizontal wood lap siding with corner boards. There is a wood panel door and a five-part wood louvered vent.

States Area Neighborhood Historic District

Pike County, Mississippi
County and State

Name of Property

353. NC 501 Nebraska Avenue c. 1980 Ranch

One-story, brick veneer Ranch style residence with a hip roof of asphalt shingles on a brick foundation. There is no entry porch, just a concrete stoop and steps. The façade is five-bay (W, D, W, W, Garage Door). The two windows on the left are 9/6 metal single hung sash with applied louvered shutters and the other window is a 6/6 metal single hung sash with applied louvered shutters. The entry door is metal clad wood with six raised panels and has an outer glass storm door. There is a metal garage door with fifty raised panels. Eaves are boxed.

354. C 516 Nebraska Avenue c. 1945 No Style

One-story, wood frame residence with a side facing gable roof of asphalt shingles on a painted brick foundation with metal vents. A partial-width, undercut entry porch is supported by wood box columns on a concrete porch deck with concrete steps. The façade is five-bay (W, W-Paired, D, W, W) with asbestos shingle siding. The windows are 3/1 wood double hung sash, except for the one second from the right which is a wood single light picture window under a front facing gable with a triangular louvered vent in the gable. The entry door is a wood slab with three stepped lights and has an outer glass storm door. Eaves are boxed. Attached to the rear right side of the house by a covered breezeway is a front facing gable roof garage with a cased opening for a single car.

355. C 615 Nebraska Avenue c. 1960 Ranch

One-story wood frame modern residential building with brick veneer. Side-gabled roof with asphalt shingles. Recessed porch at east end of primary facade with a low, partial-width brick porch wall. Three-bay facade (W-paired, D, W-grouped) with off center entrance door. Windows are modern aluminum with vertical muntins. The window grouping, to the right of the entrance, contains four lights. Door is metal with a semi-circular light at the top and four panels at the bottom. Small fixed louvered shutters flank the window bays. Boxed eaves; slab foundation.

356a. C 651 Nebraska Avenue c. 1910 Queen Anne

One-story wood frame Queen Anne residence with cross-gabled roof and a hipped roof projecting porch. Asphalt shingles and composite clapboard siding. Full-width porch is supported by round wood posts. Two-bay facade (D, W-tripartite) with offset entrance. Door is wood one-light over two panels. Windows are 1/1 double-hung wood sash. Strip metal awning is attached to the porch. Wood porch decking and concrete steps. Conventional brick foundation with concrete block infill at the porch.

356b. C Garage – Front-gabled wood frame garage with asphalt shingles and wood clapboard siding. One single-leaf door and one open garage bay.

357. C 653 Nebraska Avenue c. 1918 Craftsman

One-story wood frame Craftsman style residence with side-gabled roof, lower offset front gable, and undercut partial-width porch. Standing seam metal roof and wood clapboard siding. Porch is supported by tapered wood columns resting on high brick piers that extend to the ground. Three-bay primary facade (W-paired, D, W-paired) with central entrance. Wood six-panel door and 6/6 vinyl windows. Porch decking is wood and steps are concrete with brick railings. Open

States Area Neighborhood Historic District

Pike County, Mississippi

Name of Property

County and State

eaves with exposed rafter tails and triangular braces at the gable. Pent-roof carport attached at the southwest corner.

Peach Avenue

358. C 113 Peach Avenue c. 1925 Craftsman, Colonial Revival
One-story wood frame and brick veneer Craftsman and Colonial Revival residence with side-gabled roof. Asphalt shingles and brick veneer siding. Exterior chimney at south end. Three-bay facade (W-grouped, D, W-grouped) with a central entrance. Entrance door is wood six-panel and is surrounded by an applied wood frieze with a broken pediment. Windows are 3/1 double-hung wood sash. Above the entrance is a low-pitch gabled porch awning supported by large triangular knee braces. Brick porch stoop. Open eaves with exposed rafter tails; conventional brick foundation. At the north elevation is a secondary undercut side porch that is supported by round wood posts.

359. C 114 Peach Avenue c. 1920 Craftsman
Single-story, wood-frame, front-gabled Vernacular Bungalow that displays Craftsman style details, such as wide eaves & exposed rafter tails. A front-gabled front porch wing projects from the right front corner, carrying forward an extension of the right roof plane of the gabled main body. The porch gable replicates the low-to-moderate pitch of the main roof, & spans approx. the right 2/3rds of the primary front elevation. The centers of both gable faces ea. have a slatted square attic vent, & ea. gable features 3 wood, L-shaped brackets, w/ one at the apex & one at ea. lower corner. The porch roof is supported by 2 short, battered & boxed wood columns, which rest on tall brick pedestals. The porch floor extends out across the full width of the facade, creating an entry terrace, as the short, single-step riser approaches this left corner. Except for this open entry bay at left, the entire perimeter of the front porch's 3 sides is ringed by a low brick bulkhead. The facade now presents 4 bays of fenestration (ww-d-d-ww), with a paired window set near ea. corner & separate single entries in between. The right entry, placed beneath the main ridge & containing a 2 paneled wood door, is an orig. treatment. The other, five panel wood door was a modification, squeezed into the narrow space between the left windows & the orig. door. The house is still clad in its orig. lapped siding, w/ corner boards. About halfway back ea. side, there is a shallow bump out; the one at right resides beneath a cross-gabled dormer bay. The single units & paired sets of orig. windows exhibit a mix of 3/1 or 6/6 double-hung, wood sashes. The house is raised on brick piers that increase slightly in height to the rear, as the lot slopes gently down.

360. C 115 Peach Avenue c. 1925 Craftsman
One-story wood frame Craftsman style residence on a raised foundation, with a front-gabled roof, clipped at the front edge, and a full-width projecting porch. Asphalt shingles and wood clapboard siding. Porch is supported by tapered wood columns resting on brick columns. A wood railing with geometric designs connects the porch piers. Three-bay facade (W-paired, D, W-paired) with offset entrance. Door is wood with three lights over two panels. Windows are 3/1 double-hung wood sash. A fixed three-light window is centered on the front gable. Central porch opening with large dimension set of concrete stairs with concrete safety rails and brick newel posts. Open eaves with exposed rafter tails and conventional brick foundation.

States Area Neighborhood Historic District
Name of Property

Pike County, Mississippi
County and State

361a. C 118 Peach Avenue c. 1920 Craftsman influence
Rectangular, one-story, wood-frame, Vernacular Cottage with a pyramidal roof & some details that are reflective of Craftsman stylistic influence. The house is raised on brick piers, w/ brick chain wall infill, but the house sits on a parcel that slopes gently to the rear, so the piers of the rear elevation are taller than those at front. Its moderate-to-steeply pitched roof exhibits wide eave overhangs & exposed rafter tails, as does the rear-gabled roof of the orig. rear wing, which extends rearward from right rear corner. All roof surfaces are covered w/ asphalt composition shingles. A full-width, recessed front porch is supported by 4 piers, each consisting of a boxed & battered wood column that rests on a low brick pedestal. The porch floor now consists of a poured concrete slab on a brick perimeter foundation wall. Across the porch's back wall, the facade has 3 bays (w-d-w) of fenestration, but is asymmetrical, as the single entryway is offset slightly to the left of center. The entry holds the orig., fully glazed, wood-framed door, w/ 15 panes (3 across by 5 down). Outboard, near both corners, there are single windows containing the orig., double-hung, 9/1 wood sashes, & these same window units remain in place around the house. Besides the concrete porch floor, the most significant change to the house's exterior appears to be the comprehensive application of asbestos siding shingles.

361b. C Garage - Free-standing, wood-framed, gabled, single bay garage, clad in lapped wood siding, stands behind the house's right rear corner, perpendicular to the ridge of the rear wing.

362. C 124 Peach Avenue c. 1955 Ranch
Single-story, rectangular, wood-frame, Ranch House with a hipped roof of low-to medium pitch and a brick veneer exterior finish that extends down to the ground. The house stands on a corner lot that slopes downward to the rear and right side, so the iron crawlspace vents in the rear & right side are higher off the ground than those across the front. A shallow, hip-roofed wing projects forward from the left front corner, & an attached, integrated, two-bay carport supported by brick piers is positioned at the left rear corner. Cars enter off Minnesota Ave., the parcel's side street. The front elevation has 6 bays of fenestration (w-w-w-d-w-w), beginning w/ 2 separate single windows in the face of the front wing, ea. w/ double-hung, 6/6 wood sashes. In the elbow of the wing w/ the main body, there is a truncated, 6/6 window w/ frosted glass, to light the foyer bathroom that is just inside the main entrance, which is located just to the right of the window. This single door entry ensemble, complete with full-height, 5-pane sidelights, is recessed into a deep niche; its wing walls are clad with vertical planks & the wood door features wood panels. Across the remainder of the facade of the main body, there are 2 more single, wood-sash windows, but these are wider, w/ 8/8 muntin patterns. All window openings are framed by decorative fixed shutters, & are set immediately beneath the wide eave overhangs (with boxed soffits & fascia). The roof's surface of asphalt composition shingles is punctured by one interior brick chimney, which protrudes through the mid-plane of the right side hip. The house is very intact, without significant exterior changes from its original condition.

States Area Neighborhood Historic District

Pike County, Mississippi
County and State

Name of Property

363. C 210 Peach Avenue c. 1940 Minimal Traditional

One-story, wood-frame, brick-veneer, single-family house with a side-gabled, steeply pitched main roof, & an attached, cross-gabled wing addition, with a lowered ridge, that projects from the left front corner. The house is raised on piers, but is built into the terrain, which slopes gently downward to the right side. The foundation & crawlspace are hidden behind the brick veneer exterior finish, which extends from the ground up to the level of the eaves & top plates. The three gable faces visible from the street appear to be clad in lapped, wide-plank ("Masonite"), fiber cement boards. The now asymmetrical arrangement of the primary elevation has 4 bays of fenestration (ww-w-d-w), beginning with a paired set of vinyl clad windows in the face of the wing. The elbow between the main body & wing is now filled by a prominent brick exterior chimney; its wide, taperless stack runs up the front wall of the main body & through the apex of a decorative, front gabled wall dormer. A pair of 15-pane French doors is placed in the wing's right side wall. To the immediate right of the chimney is a single window, & to its right, below the dormer's right edge, is the single entryway. The wood-paneled door is sheltered by a non-orig., shed-roofed entry porch that attaches to the fascia boards just below the roofline & is supported by a cylindrical column at the ea. front corner. Clear of this porch, near the right corner, is another single window. All window openings, incl. the single units in the right & left gable faces, now contain single-hung vinyl-clad windows w/ 6/6 faux muntin patterns. All roof surfaces are now covered in crimped panels of rigid metal ("galvalume"); the close eaves & rake offer little overhang.

364a. C 214 Peach Avenue c. 1915 Craftsman influence

Single-story, double-pile, wood-frame, hip-roofed vernacular cottage that displays some minimal Craftsman-style details. The house's main body features a steeply-pitched, nearly pyramidal, hip roof w/ a short ridge from side-to-side. The roof is covered by asphalt composition shingles, and its leading edges are slightly flared by a gentle reduction in pitch outboard of the wall surfaces. This emphasizes the roof's wide eaves & its decoratively scroll-cut exposed rafter tails, which are reprised on the front elevation's attached, front-gabled porch roof. Shown on Sanborn maps from the 1910s & 1920s (see Sect. 25), this centered front entry porch, supported by a taperless, boxed wood column at each corner, shelters the facade's slightly recessed central entry niche. The niche houses the single door entryway, comprised of a non-orig. wood door, with 3 diagonal mini-panes in its top half, that is framed by two 2-pane sidelight panels & a 3-light transom. The symmetrical facade presents a 3 bay fenestration (w-d-w), with a double-hung, 2/2 wood sash single window set near ea. corner, outboard of the porch. All orig. windows, either single units or paired sets, retain orig. wood sash w/ 2/2 muntin patterns, albeit now framed by fixed, decorative shutters. The house is still clad in its original lapped wood weatherboards and is raised on brick piers. The space between the piers has been infilled with a continuous perimeter screen wall of bricks. A single brick interior chimney protrudes through the right slope of the hip roof, offset just to the right of the end of the short ridge.

364b. NC Carport - A detached, front-gabled, two-bay carport stands off the house's right rear corner.

States Area Neighborhood Historic District

Pike County, Mississippi

Name of Property

County and State

365a. C 215 Peach Avenue c. 1945

Minimal Traditional

One-story wood frame Minimal Traditional residence with side-gabled roof and lower offset front gable. Asphalt shingle roof and wood clapboard siding. Four-bay facade (W, D, W, W) with offset entrance. Door is modern wood with single oval light in the center. Windows are 6/6 aluminum sash; each bay is flanked by fixed louvered shutters. Brick and concrete porch stoop. Boxed eaves and conventional foundation. Front-gabled rear ell with an undercut porch facing south.

365b. NC Carport – Detached metal carport, modern.

366a. C 224 Peach Avenue c. 1910

No Style

One-story, wood-frame, single-family house on a L front (with gable front at right front corner). No evidence of Folk Victorian details is present. The house is raised on piers, but is built into the terrain, which slopes gently downward to the rear. The porch floor of the front elevation sits almost at ground level, while the elevations to the rear offer crawlspaces. The hip-roofed porch itself occupies the elbow between the front gable & wing, stretching across the full width of the wing. Three taperless, boxed wood columns rest on its wood floor decking. The facade presents 3 bays of fenestration (W-D-W), with a single window in the center of the front gable's wall, & along the porch's rear wall, another single window near its left corner. Also sheltered by the porch roof, the single entryway is set in the front elbow of the gable & wing. Including a rectangular transom, the doorway still retains the house's orig., half-glass wood door with a single pane in the top half, over 2 inset wood panels. In the side-facing wall of the elbow there is a 2nd single doorway, w/out transom. The house's form, plan, massing, & scale is intact, as the house does not appear to have received any substantial alterations, & its orig. exterior finishes & components are in place. The surfaces of the medium-pitched roof & porch roof are now covered in asphalt composition shingles, but all exterior walls & trim are still clad in drop-lap wood siding, w/ corner boards. All window openings retain their orig. double-hung, 4/4 wood sashes. A narrow, vertical slatted vent occupies the center of the front gable face, & all gable ends exhibit broken cornice returns, as extensions of the cornice boards beneath moderate eaves.

366b. C Garage - Detached, wood-framed, front-gabled, two-bay garage w/ a low-pitch roof stands off the house's right rear corner; clad w/ lapped fiber cement siding, has shed extension right.

367a. NC 225 Peach Avenue c. 1970

No Style

One-story wood frame minimal traditional residence with hipped roof and combination undercut/projecting center porch. Asphalt shingle roof and aluminum lap siding. Porch is supported at the corners by decorative wrought-iron posts and has a partial-width railing of the same design. Four-bay facade (W-paired, W-paired, D, W-paired) with offset entrance. Door is wood six-panel and windows are 2/2 modern aluminum sash. The outside window bays are flanked by fixed louvered shutters. Concrete porch slab with concrete steps.

367b. NC Garage – Front-gable garage outbuilding with metal roof and wood lap siding. Single overhead paneled garage door.

States Area Neighborhood Historic District

Pike County, Mississippi
County and State

Name of Property

368. C 226 Peach Avenue

c. 1910

No Style

One-story, wood-frame, single-family house on a L front plan (with gable front at right front corner). Any evidence of Folk Victorian details, which might once have been applied, is not present. The house is raised on piers, but is built into the terrain, which slopes gently downward to the rear. The porch floor of the front elevation sits almost at ground level, while the rear elevation offers a crawlspace. The hip-roofed porch itself occupies the elbow between the front gable & wing, stretching across the full width of the wing. Its floor is now of poured concrete, upon which rest 3 taperless, boxed wood columns. The facade presents 3 bays of fenestration (w-d-w), with a single window in the center of the front gable's wall, & along the porch's rear wall, another single window near its left corner. Also sheltered by the porch roof, the single entryway is set in the front elbow of the gable & wing. Including a rectangular transom, the doorway still retains the house's orig., half-glass wood door with a single pane in the top half, over two inset wood panels. Although its plan, massing, and scale are still intact, the house has been subjected to substantial alterations of its exterior finishes & components. The surfaces of the steeply-pitched roof & the porch roof are now covered in asphalt composition shingles and all exterior walls & trim are clad in vinyl siding. All of the orig. wood window sashes have been replaced by vinyl-clad units. A glazed ensemble of a square, double-hung window & a large, round headed fanlight above has been installed in the front gable face, just above its full, pent-roofed return.

369a. C 234 Peach Avenue

c. 1915

No Style

Single-story, wood-frame, side-gabled Vernacular Cottage with an original, cross-gabled rear wing that extends rearward from the right rear corner. An orig., hip-roofed front porch, w/ wood decking, spans the full-width of the facade & is supported by four short, simple, 4x4 wood posts that rests on 4 brick pedestals. The facade presents 4 bays of fenestration (ww-d-d-w), comprised of a paired set of windows near the left front corner, a single window near the right corner, & 2 separate single entries, each set just inboard of & in close proximity to the window openings. Without transom or sidelights, the simple doorways both still hold their orig., half-glass, wood-paneled doors, complete with decoratively carved moldings & details. The window openings contain the orig. double-hung, 2/2 wood sashes, as do all the orig. window units. A later enclosure of the shed-roof porch in the rear elbow is fitted w/ shorter, wider, double-hung windows with 6/6 wood sashes. The steeply pitched, gabled roofs have eaves of moderate width & the gable ends feature broken cornice returns. All roof surfaces are covered in asphalt composition shingles, & all exterior walls are now clad in asbestos cement siding shingles. At center of the forward slope of the side gabled main roof, there is non-original, rectangular dormer w/ a shed roof. A large, square, slatted attic vent occupies most of its front face. The house stands on a lot that slopes gently to the rear, & is raised therefore on brick piers that are slightly taller towards the back of the house. The space between the piers is now infilled with concrete block walls.

369b. C Outbuilding - Detached, single-bay, wood-framed utility/storage bldg. w/ a low pitch gable roof stands behind the house; it's now clad in a mix of asbestos shingles & orig. clapboards.

States Area Neighborhood Historic District
Name of Property

Pike County, Mississippi
County and State

Pennsylvania Avenue

370. C 310 Pennsylvania Avenue c. 1950 Ranch
One-story, wood frame Ranch residence with a side facing gable roof of asphalt shingles on a brick foundation. There is slight projection of the roof over the carport and entry and a tiled stoop. The façade is five-bays (Carport, D, W-Tripled, W, W-Tripled) with a combination of board-and-batten siding and asbestos shingle siding. The carport is undercut and supported by wood posts on a low brick wall with vertical angled wood slats between the posts. The tripled window unit has a ten-light central picture window flanked by 2/2 wood double hung sash horizontally divided. The other windows are 2/2 wood double hung sash horizontal divided. The entry door is a wood slab with two applied raised molding in rectangles. Eaves are boxed.

371. C 400 Pennsylvania Avenue c. 1950 Ranch
One-story brick, wood shingle and wood siding clad ranch house with aluminum divided light picture windows. The primary facade is divided into three bays (W; D, chimney, W; W). A massive chimney rising from the center of the front facade is a classic ranch feature. It is ornamented with three stone blocks set into the brickwork. To its side is a recessed entrance featuring one sidelight of glass blocks. The front elevation combines large wood shingles on the bottom half of the wall with vertically grooved wood siding on the top portion over a continuous brick foundation. The sides and rear of the building are clad only in the shingles above the brick foundation. The windows on the sides and rear are aluminum casements with transoms. The chimney combined with the glass blocks and aluminum windows are boldly mid-century in this neighborhood of early-twentieth century homes. It replaced an earlier residence that appears on the 1949 Sanborn map.

372. C 401 Pennsylvania Avenue c. 1910 Free Classic Queen Anne
One-and-a-half story, Free Classic Queen Anne house with a high hip roof, front and back dormers, lower cross gables on each side and a wraparound porch. The primary elevation is divided into four bays (D; W; D; W). It sits on a brick pier foundation with solid brick infill. The roof is covered with asphalt shingles and the walls clad in synthetic siding. The porch appears to be a monolithic concrete slab sitting on grade. Most windows appear to be wood, one-over-one sash fitted with aluminum screens. There is a least one aluminum replacement window on the rear portion of the building. The windows of the front (north) and west elevations have fixed louvered shutters. Behind non-original storm and security doors, the house retains glazed wood panel doors. The main door is framed by sidelights and a transom.

373a. C 418 Pennsylvania Avenue c. 1930 Tudor Revival
One-story, brick veneer Tudor Revival residence with a side facing gable roof of asphalt shingles on a brick foundation. There is no porch, just a concrete entry stoop and step. The façade is three-bays (W-Tripled, D, W-Paired). The tripled window unit is made up of paired five light wood casement windows. The other windows are 9/1 wood double hung sash. The entry door is slightly recessed in an arched opening with a front facing gable above. The arched wood door is paneled and has a diamond light with four divisions. One external chimney is visible. Eaves are boxed.

States Area Neighborhood Historic District
Name of Property

Pike County, Mississippi
County and State

373b. C Garage (c.1940) - The brick veneer garage has a front facing gable roof of asphalt shingles. The garage opening is not cased and has no door.

374. C 419 Pennsylvania Avenue c. 1930 Craftsman, Colonial Revival
One-story, transitional Craftsman to Colonial Revival bungalow with a cross-gable-hip roof and full-width engaged front porch. The primary elevation is divided into two bays (W-pair; D, W-pair). The building is clad with wood novelty siding and has an asphalt roof. It rests on a solid brick foundation with vertical ventilation slits. The windows of the front section of the house have been replaced, but three-over-one wood windows remain in the rear portion. The front door is obscured by a tinted storm door. Although the bungalow form and three-over-one windows reflect Craftsman influences, the Doric columns of the front porch and its elliptical arched open pediment demonstrate a shift to the Colonial Revival style. The gable ends have simple rectangular, louvered vents. The porch has a wood floor and concrete steps flanked by low brick piers. A steel railing is anchored in the center of the stairs.

375. C 421 Pennsylvania Avenue c. 1920 Craftsman
One-story, hip roofed, Craftsman bungalow with full-width front porch. The primary elevation is divided into two bays (W-pair; D, W-pair). The house is clad in wood novelty siding and has an asphalt roof. It rests on a brick pier foundation that is infilled with solid brick and metal vents on the east elevation and brick chain wall on the front and west side. The rear foundation is mostly obscured by the addition of a deck. The windows are three-over-one except for a pair of wood nine-over-nine windows on the east side bumpout. The windows on both side bumpouts are sheltered by aluminum awnings. The porch has a hipped roof supported by boxed posts. Both the porch eaves and those of the main roof feature curved exposed rafter ends that appear throughout McComb's States Area neighborhood. The front door is covered by a security storm door, making it difficult to see whether it is original, but it features three vertical panes divided by wide mullions. It is flanked by sidelights that have a faux stained glass film applied.

376a. C 510 Pennsylvania Avenue c. 1950 Minimal Traditional
One-story, wood frame, Minimal Traditional residence with a side facing gable roof of asphalt shingles on a brick foundation with metal vents. No entry porch, just a concrete stoop with concrete steps. There is a slight front facing gable projection on the left side of the front façade. The façade is three-bays (W-Tripled, D, W) with wood shake siding with no corner boards. The tripled window unit has a single-light central picture window light flanked by 4/4 wood double hung sash and brick wainscoting below. The other window is 8/8 wood double hung sash. The entry door is wood with six recessed panels. The doors and windows have pent metal awnings. Eaves are boxed.

376b. NC Carport (c. 1970) - One-story carport with a front facing gable of asphalt shingles is supported by wood posts with vertical angled slats between the posts on the sides. There is a rear enclosed storage area with panel siding and a wood slab door. The gable has board-and-batten siding.

States Area Neighborhood Historic District

Pike County, Mississippi

Name of Property

County and State

377a. C 519 Pennsylvania Avenue c. 1920 Craftsman

One-story, Craftsman, side-gable bungalow with nearly full-width front porch encompassed under a broad, front-facing, lower cross-gable. The porch roof is supported just at the outer corners by two tall brick piers surmounted by two squat battered posts. In the center are half-height brick piers free of posts. Between are concrete steps flanked by low brick side walls. The porch has been enclosed by a half-wall and screening. The primary facade is divided into two bays (W; D, W). The front door is a replacement and the front windows are oversized, but their composition is impossible to discern behind their very dark screens. Windows on the side elevations can just be made out as four-over-one sash behind dark screens. The house rests on a brick pier foundation with solid brick infill perforated by diamond patterned ventilation openings. The house is clad in synthetic siding and the roof is covered in asphalt. The gable vents are covered in synthetic ventilation panels. The sole chimney has been taken down to the eave and roofed over. There are plain, L-shaped eave brackets installed.

377b. C Garage - Small one-car, wood-frame garage with hipped asphalt covered roof, exposed rafter ends and side windows. Likely original to house (pre-1925).

378. C 520 Pennsylvania Avenue c. 1920 Craftsman

One-story, wood frame Craftsman Bungalow residence with a clipped front facing gable roof of asphalt shingles on a brick pier foundation with brick infill. Full-width, hip roof projecting entry porch is supported by battered wood columns on brick piers with cast stone caps. There are turned wood balustrades between the piers. Wood porch deck with concrete steps flanked by brick wing walls with cast stone caps. The facade is three-bays (W-Paired, D, W-Paired) covered in vinyl siding. The windows are 1/1 wood double hung sash with applied louvered shutters. The entry door is metal clad wood with an oval leaded light and two vertical raised panels below. There is a covered vent in the gable. Eaves are boxed. A single car garage is attached to the house by a breezeway. The garage has a front facing gable roof of asphalt shingles and horizontal wood Dutch lap siding. The garage opening is not cased and has no door. Applied louvered shutters are attached on either side of the garage opening.

379a. C 523 Pennsylvania Avenue c. 1920 No Style

One-story, hipped roof bungalow with lower front-facing, cross gable porch roof. The primary elevation is divided into two bays (W-pair; D, W-replacement picture (probably was pair)). It rests on a brick pier foundation with brick infill perforated by ventilation opening in diamond arrangements. The house is clad in synthetic siding and the roof is covered in asphalt. All windows and doors have been replaced. Fixed synthetic shutters are applied to the front windows. Even the porch columns are replacements and the house is devoid of its original stylistic character.

379b. NC Carport - One-bay carport attached to neighboring carport and abutting rear entry roof.

380a. C 527 Pennsylvania Avenue c. 1920 No Style

One-story, front gable-on-hip roofed house with full-width, integral front porch. Primary elevation is divided into three bays (W-pair; D, W-pair). Porch is supported by wide boxed posts

States Area Neighborhood Historic District

Pike County, Mississippi

Name of Property

County and State

and closed with a half wall and screening. Although the bungalow form is commonly accompanied by Craftsman features, the boxed eaves and eight-over-one windows of this house are more closely Colonial Revival and leave it indistinct in style. It is clad in asbestos shingle except for the gable, which is covered in asphalt shingles like the roof. The front gable vent is rectangular with plain louvers. The house rests on a brick pier foundation with solid brick infill. The sole chimney has been taken down to the eave and roofed over.

380b. NC Carport - Two-car width, single bay car port with exposed rafter ends and shed roof continuous with neighbor's.

381. C 531 A & B Pennsylvania Avenue c. 1910 Queen Anne
One-story, Queen Anne, L front, three-unit residence with a partial-width frontporch. The primary elevation is divided into three bays (W, W, D; W-pair, D; W). The primary windows are three-over-one wood sash with aluminum screens. Some one-over-one and four over- four windows appear on the rear of the building. The front-gable bay features brackets with shallow flower/sun motif carving and drop pendants. The gable itself is decorated with scalloped shingles and a round louvered vent with wood keystones. The west side gable likewise has scalloped shingles, but its vent has a plain circular surround with a sawnwork center in a flower motif. The house is clad in plain weatherboard except the walls sheltered beneath the porches, which are clad in horizontal beaded board. The roof is covered in asphalt shingles. The front porch features boxed columns with molded capitals, a plain frieze and a molded cornice. The porch railings and balusters are plain and squared and likely a later addition. The house rests on a brick pier foundation closed between with vertical wood slat panels that have a diamond shape opening pierced through the center.

382a. C 601 Pennsylvania Avenue c. 1910 Free Classic, Colonial Revival
Rectangular, two-story, wood-frame, single-family house on a side-gabled plan, with Colonial Revival stylistic character. Raised on brick piers & a continuous perimeter foundation wall of bricks, but set on a site that slopes downward to rear, so front entrance is only about 1 ft. above ground. Walls clad in wood clapboards w/ full corner boards; medium pitch roof is covered with asphalt composition shingles, as are the pent roofs of the full, unbroken returns of the gable ends. At center of both gables are paired sets of 1/1 double-hung windows; most of the remainder of windows are individual units with 1/1 double-hung wood sashes, albeit of varying widths & heights. All elevations are wrapped in a tall, visually heavy, banded cornice, but the only applied decoration in entablature is 2 sets of 3 (ea.) Italianate brackets, framing a 3-sided bay projection with canted corners on left side. Right side has rectangular bay covered by a small, hip-roofed bump out, a brick exterior end chimney projecting up through its rear edge. A 2nd brick interior chimney projects through rear slope of main roof, & there is a 3rd, hip-roofed projection in center of rear elevation. Symmetrical facade has three-bay fenestration up & down, with 3 even-spaced single windows across top floor, and below, a central entry with a single-window to each side. Fixed, inoperable, decorative shutters are in place. The entryway's single, paneled, cross & bible wood door is now sheltered beneath a short, front-gabled stoop roof, with a decorative bracket at each edge & a band of dentil molding above the doorway's glass transom. Sheet 13 of the May 1918 Sanborn Fire Insurance map for this area reveals two notable changes that have been made to the house since then. It shows that a single-story porch once extended

States Area Neighborhood Historic District

Pike County, Mississippi

Name of Property

County and State

across the entire width of the primary elevation & even projected out to the right side, tying into the front of this elevation's rectangular projection. The porch is illustrated as L-shaped, wrapping all the way along the full-distance of the left side, and complete with an angled, projecting corner extension. As shown by this canted corner projection, it indicates that the house's main entrance may have been at the front left corner, to emphasize/take advantage of the house's prominent siting on a corner lot at the intersection of Pennsylvania & S. 4th Street. As confirmed by Sheet 12 of the July 1949 ed., all that remains of the near flat-roofed porch is the section along the full depth of the left side, supported by cylindrical wood columns. Also, the single-story, side gabled frame addition that now projects from right rear side elevation appears to have been a detached (kitchen?) dependency, moved up to the house post-1949 & attached.

382b. NC Carport - Detached, free-standing, front-gabled carport off left rear corner.

383. C 611 Pennsylvania Avenue c. 1920 Craftsman
Single-story, wood-frame, front-gabled Bungalow displaying Craftsman-style details, such as the two clipped (jerkinhead) front gable ends. A short wing projects from the left front corner, extending forward from the same left roof plane as the main body. It comprises the left half of the front elevation, & an attached, shed-roofed front porch fills the right half, set into the elbow created by the wing, but extending slightly proud of it. Facade features 3 bays of fenestration (ww-d-ww). A paired set of windows, w/ the orig., double-hung, 4/1 Craftsman-style wood sashes that remain all around, is placed in the center of the left front wing, & another paired set is near the right corner, along the back of the porch. At center, also sheltered by the porch, is the single-door entry, which still contains its orig., wood-framed, fully-glazed door, its stretched checkerboard pattern of large and small panes representing a typical Craftsman design. The porch roof is supported by 3 boxed wood columns, and ea. of the 2 front gables present a series of 4 Craftsman-style wood knee-brace brackets, supporting the roof's wide eave overhangs. In between the 2 middle brackets of the main body, beneath the jerkinhead, there is a rectangular, horizontally-oriented vent with open latticework in a checkerboard pattern. Asphalt composition shingles cover the roof, & the walls' orig. siding has been hidden by lapped vinyl siding. The house is raised on a continuous brick perimeter foundation, vented by iron grates, & increasing in height to the rear as the lot slopes down. Halfway along ea. side, under the wide eaves, is a rectangular bump out w/ a paired set of windows. A brick chimney runs up the ext. wall of the right front parlor.

384. C 614 Pennsylvania Avenue c. 1920 Craftsman
One-story, wood frame Craftsman style residence with a hip roof of asphalt shingles on a brick foundation with brick lattice infill. A full-width undercut entry porch is supported by wood box columns on a wood porch deck with concrete steps that have concrete wing walls. Between the columns is a low wall with wood lap siding and screening above. The façade is three-bay (W, D, W) with horizontal wood lap siding and corner boards. The windows are 3/1 wood double hung sash. The entry door is wood with three lights over a single panel. A hip roof dormer has a lattice vent. There is a painted external brick chimney on the right side of the house. Exposed rafter tips are visible. A shed roof carport is attached to the right side of the house supported by decorative metal posts with an enclosed area at the rear which has a door and wood siding.

States Area Neighborhood Historic District
Name of Property

Pike County, Mississippi
County and State

385a. C 615 Pennsylvania Avenue c. 1920 Craftsman
Single-story, double-pile, wood-frame, side-gabled vernacular bungalow that displays Craftsman-style details, such as the two prominent battered brick piers that support the front edges of the house's cross-gabled front porch. This short, front-gabled projection, w/ a large, polygonal attic vent (now covered w/ vinyl) at the gable apex that repeats the shape of the projection itself, extends across the right 2/3rds of the primary front elevation. Fully screened, with a continuous brick apron wall or bulwark between the large piers, it shelters a paired set of windows near the right front corner & the house's centered, single-door entryway, which holds a paneled wood door. Another paired set of windows is placed near the left front corner, clear of the porch, giving the facade a 3-bay fenestration pattern (ww-d-ww). The house's original sash appear to have been replaced by 1/1 vinyl-clad units installed into the original window openings, which are usually in paired sets and have inoperable decorative shutters affixed. All exterior walls are now clad in lapped vinyl siding, & the medium pitch roof w/ wide eaves and raking overhangs is now covered in asphalt composition shingles. The house is raised on brick piers, w/ continuous brick perimeter infill in between, that increase slightly in height to the rear as the lot slopes gently downward. A brick chimney runs up the right side exterior wall of the right front parlor, and projects through the wide eave. The property's single driveway of poured concrete surface runs right alongside the right side elevation, back to the detached, wood-frame, single-bay garage w/ a hipped roof and two hinged, solid wood doors of vertical planks, reinforced by x-pattern bracing.

385b. C Garage - Free-standing, single-bay, wood-frame garage stands off the house's right rear corner & features a hipped roof, a fixed, hip-roof canopy, & wood double doors.

386a. C 618 Pennsylvania Avenue c. 1920 Craftsman
Craftsman Bungalow. One-story, wood frame Craftsman style residence with a hip roof of asphalt shingles on a brick foundation with brick lattice infill. A full-width undercut entry porch is supported by tapered wood box columns on brick pedestals. There is a wood porch deck with concrete steps that have concrete wing walls. Between the columns is a low wall with siding and screening above. The façade is three-bay (W, D, W) with vinyl siding. The windows are 4/1 wood double hung sash. The entry door is wood with three lights over a single recessed panel. A hip roof dormer has a vinyl vent. Eaves are boxed.

386b. NC Shed - Wood frame shed with a side facing gable roof of asphalt shingles and panel siding.

387. C 620 Pennsylvania Avenue c. 1920 Craftsman
One-story, wood frame Craftsman style residence with a hip roof of asphalt shingles on a brick foundation with brick and wood lattice infill. A full-width undercut entry porch is supported by wood box columns on a wood porch deck with concrete steps that have concrete wing walls. The porch is screened between the columns. The façade is three-bay (W-Paired, D, W) with horizontal wood lap siding with corner boards. The paired window unit has 1/1 wood double hung sash and the single window is covered. The entry door is metal clad wood with six raised panels and a single light transom above. Exposed rafter tips are visible.

States Area Neighborhood Historic District
Name of Property

Pike County, Mississippi
County and State

388a. **C** 621 Pennsylvania Avenue c. 1920 Craftsman

Single-story, three-rank, wood-frame, side-gabled, Craftsman-style Bungalow with a full width front porch, nearly integrated beneath the forward slope of the main roof; its seamlessly attached shed-roof has a subtle flare. This porch roof is supported at the outer edges by full-height, taperless brick piers. Inboard are 2 more, evenly-spaced supports that frame the central entry bay & flight of concrete steps. Each consists of a short, battered & boxed wood column that rests on a brick pier, approx. 1/2 the height of the outer piers. Between the inner & outer piers are recessed bulkheads of continuous brick, &, above, the outside edges of a segmental arched header, w/ a flat section over the entry bay. Assembled of vertical boards cut at the lower edges into the arched shape, it resembles a stage proscenium. Along the porch's rear wall, the symmetrical facade has 3 bays of fenestration (www-d-www), consisting of triple sets of orig., double-hung wood sashes behind the outer porch bays & a single entry at center. The triple sets, repeated once on ea. side, have a 6/1 sash window framed by narrow, 4/1 units, & the entry contains the orig. half-glass wood door w/ 8 panes over an inset panel. The house is still clad in lapped weatherboards & the low pitch roof, complete with an original nearly full-width cross-gable section across the rear, is covered in asphalt shingles. Its eaves are wide & supported by 3 Craftsman-style knee-brace brackets under ea. of the 3 main gables. The rear gable has a large rectangular, slatted attic vent, but the 2 side gables ea. have a ribbon of 3 fixed, 4-pane square windows, placed side-by-side. The house sits on a stucco foundation wall & a brick ext. chimney runs up right side front parlor wall.

388b. **NC** Garage - Free-standing, two-bay garage of masonry (CMU) block stands off the house's right rear corner & features a front-gable roof & two modern, metal-clad, lift-up garage doors.

389. **C** 703 Pennsylvania Avenue c. 1930 Craftsman

Single-story, rectangular, wood-frame, Craftsman-style Bungalow with a brick veneer exterior finish that extends down to the ground and a stucco finish in all gable faces above top plates of walls. Built on a side-gabled plan, w/ a large, orig., hip-roofed extension across the full width of the house's rear, & a cross-gabled porch projection that extends across the right 2/3rds of the primary front elevation. The porch's roof is supported at each front edge by a short, squat, & battered, boxed wooden column, which rests on a tall, taperless brick veneered pier. A low, recessed, brick veneer bulkhead spans the space between the piers & the porch floor is of poured concrete, accessed via side-facing concrete steps in the elbow w/ the house's main body. The porch shelters a paired set of windows to the right and a single entryway to the left. The entrance retains its orig. Craftsman-style wood door, w/ 3 narrow, vertical lights in the top third, above inset wood panels. Another paired set of windows is placed near the left front corner, clear of the porch, so the facade has a 3-bay fenestration pattern (ww-d-ww). All window openings, single or paired, are still fitted w/ their original, double-hung, Craftsman-style, 3/1 wood sashes, in keeping w/ the front door. Each of the 3 main gable ends has a large, rectangular, slatted attic vent in its face, but there is a small, ventless, side-gabled bump-out at the rear edge of the right side gable. The moderately pitched roof is covered w/ asphalt composition shingles & has wide

States Area Neighborhood Historic District

Pike County, Mississippi

Name of Property

County and State

eaves with exposed rafter tails. A brick chimney runs up the left side exterior wall of the left front parlor, projecting through the eave; a 2nd protrudes through the rear hip's rear slope.

390a. C 712 Pennsylvania Avenue c. 1910 Queen Anne

One-story, wood frame Queen Anne style residence with a cross-gable roof of asphalt shingles on a painted brick foundation. A partial-width, shed roof projecting entry porch is supported by wood turned columns with brackets on a wood porch deck with concrete steps. The façade is five-bay (W, W, W, D, W) with horizontal wood shiplap siding with corner boards. The windows are all 2/2 wood double hung sash except for the one second from the left which is a 1/2 wood double hung sash with the upper sash stained glass. The three windows on the left under a front facing gable roof projecting bay with chamfered corners which have brackets under the roof overhang. The gable of the projection has a pent roof and wood single siding with a round wood decorative vent. The entry door is wood with a single light over three horizontal recessed panels and a single light transom above. There is a front facing gable roof dormer with a 4/4 wood double hung sash window. Eaves are boxed.

390b. NC Garage - One-story, wood frame garage with a front facing gable roof of asphalt shingles and horizontal wood lap siding with corner boards. There is a double-leaf wood barn door.

391a. C 713 Pennsylvania Avenue c. 1920 Craftsman

Rectangular, one-story, wood-frame, hip-roofed Bungalow with Craftsman stylistic character. The house is raised on brick piers, & its low pitched roof -w/ boxed eaves (of fascia & soffit panels) and wide overhangs - is covered with asphalt composition shingles. A full-width, recessed front porch is supported by 4 piers, each consisting of a boxed & battered wood column that rests on a tall brick pedestal. The house is now clad in vinyl siding, and there are recessed, vinyl-covered bulkhead panels between the pedestals of the 2 outside porch bays. Each side elevation retains a cantilevered bump-out about 2/3 of way back, fully sheltered under the wide eaves. A brick exterior chimney runs up the right sidewall of the right front parlor. Still fitted to the window openings are all of the orig. 3/1, double-hung, Craftsman-style wood sashes, singly set or in pairs. Across the porch's back wall, the primary elevation has 3 bays (ww-d-ww) of fenestration. The facade is asymmetrical, as the single entryway is offset to the right of center. The entry holds the orig., Craftsman-style wood door, w/ 3 narrow, vertical lights in the top third, above inset wood panels. Above, the roof's front hip has a hipped-roof dormer, with 3 slatted attic vents. In the dormer face, a rectangular, horizontally-oriented fixed window of 3 square panes is flanked by square vents (now covered over by vinyl).

391b. C Carport - Free-standing, wood-framed, side-gabled, 2-bay open carport stands off the house's right rear corner. At each end, it has an enclosed utility room, clad in drop-lap wood siding.

392. C 717 Pennsylvania Avenue c. 1910, c. 1920 Folk Victorian, Craftsman
Single-story, double-pile, wood-frame, hip-roofed Vernacular Cottage that displays a blend of orig. Folk Victorian and later Craftsman-style details, likely the result of a remodel. An original, side-gabled wing, w/ a full, pent-roofed return, projects out from the left rear corner of the hip-

States Area Neighborhood Historic District

Pike County, Mississippi

Name of Property

County and State

roofed main body, & a later, rear gabled addition extends from the back of the same corner. An attached, shed-roofed front porch extends across the full width of the front elevation & wraps around the corner, extending back to the forward side wall of the side-gabled left wing. The porch is an orig. feature that retains its exposed, decoratively scroll-cut rafter ends, but the original roof supports were prob. replaced as an update; they now consists of 7 taperless, boxed wood columns resting on tall, evenly spaced brick pedestals. The iron railing between them is not original. Also, the wraparound section has been infilled - by a continuous ribbon of (6 in total) double-hung, 4/4 wood sash windows and a glass door - to create an enclosed sun porch. Aside from this sunroom, the facade fenestration of the hipped main body has 3 bays (ww-d-ww), & the single, central entry holds the orig., half-glass, multi-panel wood door, set beneath a rectangular transom window. The paired sets of facade windows use the same 4/4 double-hung sashes as the sunroom, & the house's other sashes are obscured by functional, louvered wood shutters, all in the closed position. At center of the front slope of the front roof hip, there is a gabled dormer, w/ its wall face clad in fishscale wood siding shingles and a fixed, single-pane rectangular window amidst them. Exterior walls are now clad in asbestos cement shingles & the house is raised on brick piers, w/ infill brick panels.

393. C 720 Pennsylvania Avenue c. 1910 Queen Anne

One-story, wood frame Queen Anne style residence with a hip and gable roof of composition shingles on a painted brick foundation with brick lattice infill. A partial-width, hip roof projecting entry porch is supported by wood turned columns with brackets on a wood porch deck with concrete steps which have concrete wing walls. Between the columns is a turned wood balustrade. The façade is seven-bay (Garage Door, Garage Door, W, D, W, W, W) with asbestos shingle siding and horizontal wood lap siding with corner boards. The windows are all 2/2 metal single hung sash horizontally divided. The three windows on the right are under a front facing gable roof projecting bay with chamfered corners which have brackets under the roof overhang. The gable of the projection has a pent roof and a wood rectangular louvered vent. The entry door is metal clad wood with a fan light over four raised panels and has a wood screen door. The garage doors are in a side facing gable roof addition to the house on the left side and are metal with sixteen raised panels each. Eaves are boxed, except for the porch which has exposed rafter tips visible.

394. C 727 Pennsylvania Avenue c. 1915 Craftsman

Rectangular, one-story, double-pile wood-frame, side-gabled vernacular bungalow with some details reflective of Craftsman stylistic character. The house appears to have been originally built as a duplex residence, as evidenced by the mirror image facade composition, complete w/ a separate, single entryway the either side. It features an attached, shed-roof front porch that spans the full width of the facade & displays exposed, decoratively scrolled rafter ends; the porch roof is supported by 6 evenly-spaced boxed wood columns, each resting on the low, framed knee wall that encloses the porch perimeter, w/ matching pilasters attached at the outboard edges. The rear wall of the porch presents a symmetrical, 5-bay pattern of fenestration (ww-d-ww-d-ww), consisting of 3 separate paired sets of double-hung, 3/1, Craftsman-style wood windows; these orig. sash are retained in almost all of the windows. Both single entries hold their orig., half-glass wood doors, ea. w/ 3 narrow, vertical over inset wood panels, as well as wood-framed screen doors. All exterior walls (& the porch's knee wall) are now clad in asbestos cement

States Area Neighborhood Historic District

Pike County, Mississippi

Name of Property

County and State

siding shingles & all roof surfaces are covered by asphalt composition shingles. The side-gabled roof mass has a low-pitch, and the eave overhangs are wide. The face of ea. gable end has a vertically-oriented, rectangular attic vent with wood slats. The house is raised on low brick piers, w/ continuous infill of brick chain walls. Shed-roof additions have been attached to the rear.

395a. C 730 Pennsylvania Avenue c. 1900 Queen Anne

One-story, wood frame Queen Anne style residence with a hip and gable roof of composition shingles on a painted brick foundation. A partial-width, hip roof projecting entry porch is supported by wood turned columns, with brackets, on a wood porch deck with brick steps. Between the columns is a sawn wood balustrade. The façade is five-bay (W, W, W, D, W) with horizontal wood shiplap siding and corner boards. The windows are 2/2 wood double hung sash. The three windows on the left are in a front facing gable roof projecting bay with chamfered corners which have brackets under the roof overhang. The gable of the projection has a pent roof with wood shingles and a decorative round wood vent. The entry door is wood with an arched light over two moulded panels and has a single light transom above. There is a front facing gable roof dormer with wood shingles and a 1/1 wood double hung sash window flanked by stained glass light windows and an arched transom above with stained glass. Eaves are boxed. A side facing gable roof screened porch is attached to the right side of the house supported by wood posts.

395b. NC Garage (c. 2000) - One-story, wood frame garage with a hip roof of asphalt shingles and horizontal wood lap siding with corner boards facing 6th Street. There are two metal garage doors, both with a top row of lights with four divisions to each light over twenty-four panels and over twelve panels.

396a. C 804 Pennsylvania Avenue c. 1925 Craftsman Influence

One-story wood frame minimal traditional residence with hipped roof and undercut full-width porch. Asphalt shingle roof and vinyl siding. Porch is supported by tapered columns, covered with vinyl siding, resting on brick piers. Three-bay facade (W-paired, D, W-paired) with central entrance. Door is wood with a single leaded glass light over two panels; leaded glass sidelights and leaded glass transom. Windows are 6/6 double-hung vinyl sash. Wood porch decking and concrete steps. Boxed eaves and conventional foundation.

396b. NC Carport – Modern metal detached carport.

397a. C 805 Pennsylvania Avenue c. 1915 Craftsman

Single-story, double-pile, wood-frame, hip-roofed Vernacular Cottage that displays some Craftsman-style details. The house's main body features a steeply-pitched hip roof w/ a short ridge from side-to-side. The roof is covered by asphalt composition shingles, and its leading edges are slightly flared by a gentle reduction in pitch outboard of the wall surfaces. This emphasizes the roof's wide eaves & its decoratively scroll-cut exposed rafter tails, which are reprised on the front elevation's dropped, attached, hip-roofed front porch roof. Shown on Sanborn maps from the 1910s & 1920s (see Sect. 23), this centered front entry porch, now supported by open-web metal supports w/ decorative scrollwork, shelters the facade's slightly recessed central entry niche. The niche houses the single door entryway, comprised of a single

States Area Neighborhood Historic District

Pike County, Mississippi

Name of Property

County and State

wood door, w/ a cross-&-bible panel configuration, that is framed by two 4-pane sidelight panels. Accessed by a single brick riser that rests on a brick patio type floor, raised just above ground level, this entry ensemble now "floats" visually, due to the loss of the orig. wood raised porch floor. The symmetrical facade presents a 3 bay fenestration (w-d-w), w/ a double-hung, 6/6 wood sash single window set near ea. corner, outboard of the porch. All orig. windows are single units with 6/6 muntin patterns, albeit now framed by fixed, decorative shutters. Above the entry, a hip-roofed dormer sits on the forward slope of the front hip. Its roof features the same wide eaves & sawn rafter tails as below & its front wall contains 2 square, fixed windows, set side-by-side, ea. with 4 narrow, vertical lights. The house is raised on a continuous perimeter foundation wall of bricks & clad in wood weatherboards. This house, now referenced as 805 Pennsylvania Avenue, is first depicted on the May 1918 edition of the Sanborn Fire Insurance Co. maps for McComb. This map shows the same basic footprint for the house that would represent its plan view today, but it was then attributed the address of 733 Pennsylvania Ave. The next revised iteration of the Sanborn Map for the area, updated in June 1925, illustrates no significant change to the footprint, but it makes notation of the new address of 805 Pennsylvania Ave., with the old address noted below it.

397b. C Carport - A detached, hip-roofed open carport stands off the house's right rear corner. It repeats use of the house's exposed, sawn rafter ends & the same metal supports as the front porch.

398a. C 808 Pennsylvania Avenue c. 1925 Craftsman
One-story wood frame Craftsman style residence with side gabled roof, clipped at the ends, and a central gabled porch. Asphalt roof shingles and stuccoed siding. Integral brick chimney at center of roof ridge. Entrance porch is supported by triangular corner brackets and has decorative notched fascia boards. Three-bay facade (W-paired, D-paired, W-paired) with central entrance. Doors are Craftsman style with divided lights and windows are 6/1 double-hung wood sash in the Craftsman style. Open eaves with exposed rafter tails. Porte cochère on the west elevation, supported by brick piers. Conventional foundation.

398b. C Outbuilding – Front-gable frame outbuilding with asphalt shingles and wood clapboard siding.

399. C 809 Pennsylvania Avenue c. 1920 Craftsman
Single-story, wood-frame, hip-roofed Vernacular Cottage that displays some Craftsman style details. The house's main body features a low-pitched hip roof w/ a short ridge from front-to-rear. The roof is covered by asphalt composition shingles and its wide eaves are supported by exposed rafter tails. Focal point of the asymmetrical, two-bay facade is a front-gabled front porch that projects forward from the orig. left front corner. It stands proud of the main body's front wall a short distance, but most of the porch area is recessed back into the body. Its roof is supported by a boxed wood column at each of the 2 front corners. The porch is screened & has a frame bulkhead between the 2 columns. The lintel at base of the porch's gable face has radiated curves connecting to the column tops. The single door main entry is in the side-facing elbow of the porch recess; it holds the original half-glass, wood framed & paneled door, set beneath a 3-pane transom. Near the right front corner of primary elevation, there is a paired set of double-hung

States Area Neighborhood Historic District

Pike County, Mississippi

Name of Property

County and State

windows w/ 3/1 wood sashes. All orig. windows - either single or in paired sets - retain these Craftsman-style sashes, now framed by fixed, decorative shutters. The house is raised on brick piers with continuous infill panels of brick, & a brick chimney runs up the right side exterior wall of the right front parlor. All exterior walls are now clad w/asbestos cement siding shingles. Along w/ this early alteration, two gabled wings were attached to the rear elevation, relatively early in the house's history. One projects out to the side from the left rear corner, & one extends rearward from the right rear. A recent unsympathetic addition runs along left side to the left wing; it has a side-sloped shed roof.

400. C 817 Pennsylvania Avenue c. 1950 Craftsman
Single-story, wood-frame, front-gabled Vernacular Bungalow displaying minimal Craftsman-style traits, such as the front-gabled front porch that projects from the right front corner, extending forward from the same right roof plane as the main body. The exterior of the house has been highly altered, resulting in the covering over of the original siding & the loss of the original window sashes. The fenestration pattern remains intact, & the asymmetrical front facade has 3 bays (ww-d-ww), consisting of a paired set of windows near each corner, & the single door entryway offset to right of center. The doorway, which is grouped closely w/ the right set of windows and resides under the apex of the attached front porch, now contains a non-original, half-glass door, w/ 9 lights atop 2 inset panels. The porch shelters the right 2/3 of the primary elevation, but its simple 4x4 posts at the two front corners, its wood decking, and its turned spindle balustrade are all replacements items; only the porch's shape, scale, and layout are original. All exterior walls are now clad in lapped vinyl siding, w/ vinyl skirting panels that obscure the foundation upon which the house is raised. The current window sashes are also vinyl-clad units, w/ 4/4 faux muntin patterns. Fixed, decorative shutters frame most of these window openings. The medium pitch of the roof is an original character element; all roof surfaces are now covered w/ asphalt composition shingles.

401. C 819 Pennsylvania Avenue c. 1950 Craftsman
Single-story, wood-frame, front-gabled Vernacular Bungalow displaying some Craftsman-stylistic traits and elements, such as exposed rafter tails, beaded, drop-lap wood siding, & double-hung, 12/1 wood window sashes. The front-gabled roof has a medium-to-steep pitch, as does the dropped, front-gabled roof of the porch that is attached to the center of the facade, spanning most of its width. The porch retains the same wide eaves & decorative, scroll-cut rafter ends as those exhibited on the main body. Yet, its four simple 4x4 porch posts, its wood decking, and its turned spindle balustrade are all replacements items. Along the back wall of the porch, the fenestration pattern remains intact. The asymmetrical front facade has 3 bays (w-d-w), consisting of single, 12/1 window near each corner, & the single door entryway offset to left of center. The doorway, which includes a glass transom & is grouped closely w/ the left window, now contains a non-original, wood veneer door, w/ 3 diagonally placed mini-panes in its top half. All of the exterior walls are still clad in the house's original, drop lap wood novelty siding, & corner boards are in place. The house is raised on piers, but these are obscured by modern vinyl foundation skirt panels. A small, short, rear-gabled projection extends rearward from the left rear corner, thereby resembling the mirror image of the front porch, in terms of its roof pitch, its wide eaves, & its exposed rafter ends. A shallow, hip-roofed rear porch was then

States Area Neighborhood Historic District

Pike County, Mississippi

Name of Property

County and State

later constructed in the elbow w/ the rear wing & main body. Also using the same exposed rafter ends, it has been enclosed by drop-lap wood siding, w/ a blind rear wall.

Scott Street

402a. C 217 Scott Street c. 1910 No Style

One-story L front residence lacking in definite stylistic features. It is conceivable that at one time the porch of the house had an overt style, however it is enclosed with wood frame, single pane windows. The primary facade is three bays (W-paired, D, W, W). The wide front gable has a more classical proportion than earlier steep picturesque Queen Anne forms. The front gable features a pent roof retaining its wood shingles. The remainder of the roof is covered in asphalt shingle. The house is clad in asbestos and stands on a low brick pier foundation infilled with concrete. The side gable features cornice end returns. Windows are two-over-two wood sash.

402b. NC Shed - A metal shed stands at rear of property.

403. C 221 A & B Scott Street c. 1930 Craftsman

One-and-a-half story, hipped roof, Craftsman bungalow duplex, with solid brick full foundation and brick veneer first floor. A soldier course divides the solid brick of the foundation from the veneer of the main floor. A hip roofed dormer centered in the front roof slope has two single pane windows separated by a wood louvered vent and is clad in drop siding. A single chimney rises from the peak behind the dormer. The roof is clad in asphalt. The primary facade is divided in two bays (W, D, D, W). The concrete floored porch features square brick columns. It is presently unscreened, but there are remnants of wood screen framing on the west side of the porch. A molded cornice elaborates just the porch, stopping before the side elevations. The windows of the first floor are three-over-one bungalow sash. One, ten-pane awning window on the west side of the basement can be seen from the sidewalk. The front doors are paneled in the cross and bible pattern. There is a small wood balcony on the rear with stairs down to the backyard.

404. C 226 Scott Street c. 1910 Craftsman

One-and-a-half story residence, presenting facade of quintessential side-gable Craftsman bungalow with a deep front porch supported by battered posts on brick piers, deep eaves, exposed rafter ends, and a center dormer. The form varies from the expected deep side gable elevation and instead has a single pile side gable with a rear cross gable extension. A car port extends from the rear wing roof on the east side. The main body of the house is clad in asbestos shingles. The dormer features wood lattice in its gable over a pair of single pane casement windows. The first floor windows are three-over-one wood bungalow sash covered by aluminum frame screens. The front door is glazed with twelve panes and has screen door that does not appear original.

405a. C 232 Scott Street c. 1900 Free Classic Queen Anne

One-story, wood frame, steep cross-gable, cross plan Free Classic Queen Anne residence on brick foundation. The main facade is two bays (W-paired, D). It has a

States Area Neighborhood Historic District

Pike County, Mississippi

Name of Property

County and State

wraparound porch that is curved at the corner and supported by Doric columns. The side portion of the porch has been screened and is shaded on the side with an aluminum awning. The foundation is solid brick with diamond pattern ventilation openings beneath the porch and follows the curve of the porch. The east side of the foundation is open piers and the west side has been filled in to match front with ventilation openings, although the brick is of a different color. The main body of the house features one-over-one windows, but 3-over-one bungalow windows and four and six pane awning windows appear of the rear wing.

405b. C Shed - Board-and-batten storage shed with vertical board car port attached. It also has a mix of windows including one two-over-two and one twelve-over-twelve.

Thompson Street

406. C 209-211 Thompson Street c. 1925 Craftsman

Rectangular, one-story, wood-frame, hip-roofed Vernacular Bungalow with Craftsman stylistic character. The house is raised on brick piers, and its low pitched roof - with exposed rafter tails and wide eave overhangs - is covered with asphalt composition shingles. It retains its original duplex layout and floor plan, with two separate single entryways, set close together in the central of the 3 bays of the recessed, full-width front porch. Hip of porch roof is supported by 4 piers, each consisting of a boxed and battered wood column that rests on a brick pedestal. The house is clad in its original wood novelty siding, and has a cantilevered bump-out about 2/3 of way back along each side elevation. Both duplex units have their own brick exterior chimneys running up the side walls of the front parlors. Still fitted to the original window openings are all of the original 3/1, double-hung, Craftsman-style wood sashes, singly set or in pairs. Across the back wall of the porch, the primary elevation has 4 bays of fenestration (ww-d-d-ww), and contains the original wood doors with three narrow vertical lights over inset panels.

407. C 214 Thompson Street c. 1900 Queen Anne

One-story, wood-frame, single-family house on an L front plan (gable front at right front corner) plan, displaying Queen Anne stylistic character. Raised on a continuous masonry perimeter foundation wall, with downward slope to east allowing finished basement along right side elevation (beneath front gable). Steeply-pitched roof covered by five-vee crimped metal panels; moderate-width eaves & gable overhangs w/ full, pent-roofed return (retaining cedar shakes) across front gable. A circular, jigsawn attic vent is in center of the fishscale shingle siding of the front gable face. A shed-roofed front porch is attached across the full-width of side wing and wraps around the left side elevation; its left front corner and left side have been enclosed for additional living space. Along the porch's back wall, the single-door entryway consists of the original half-glass, multi-panel wood door framed by a transom and sidelights. This remnant open section of porch, in the elbow, is supported by two turned wood posts, w/ a spindle balustrade between. The entirety of the house is now clad in vinyl-siding, and all the wood sashes of the original window openings have been replaced by vinyl-clad sash.

States Area Neighborhood Historic District

Pike County, Mississippi

Name of Property

County and State

408. C 215-217 Thompson Street c. 1925 Craftsman

Rectangular, one-story, wood-frame, hip-roofed Vernacular Bungalow with Craftsman stylistic character. The house is raised on brick piers, and its low pitched roof - with exposed rafter tails and wide eave overhangs - is covered with asphalt composition shingles. It retains its original duplex layout and floor plan, with two separate single entryways, set close together in the central of the 3 bays of the recessed, full-width front porch. The hip of porch roof is supported by 4 piers, each with a boxed & battered wood column that rests on a brick pedestal. The front elevation is clad in its orig. wood novelty siding, the others in asbestos cement shingles. The side elevations have cantilevered bump-outs 2/3 of way back & both duplexes have their own brick exterior chimneys running up the side walls of the front parlors. The window openings keep the orig. 3/1, double-hung, Craftsman style wood sashes, singly set or in pairs, except for replacement vinyl windows in the bump-outs. Across the back wall of the porch, the primary elevation has 4 bays of fenestration (ww-d-d-ww), with paneled, cross & bible doors. Above, a hip-roofed roof dormer has a pivoting 4-light window flanked by rectangular attic vents.

409. C 219-221 Thompson Street c. 1925 Craftsman

Rectangular, one-story, wood-frame, hip-roofed Vernacular Bungalow with Craftsman stylistic character. The house is raised on brick piers, and its low pitched roof - with exposed rafter tails and wide eave overhangs - is covered with asphalt composition shingles. It retains its original duplex layout and floor plan, with 2 separate single entryways, set close together in the central of the 3 bays of the recessed, full-width front porch. The entries, with their orig. half-glass wood doors of 4 lights over 2 inset wood panels, are accessed via a central flight of concrete steps flanked by brick wing walls. The porch roof is supported by 4 piers, each with a boxed & battered wood column that rests on a brick pedestal. All exterior walls are now clad in asbestos cement shingles. The side elevations have cantilevered bump-outs 2/3 of way back & both duplexes have their own brick exterior chimneys running up the side walls of the front parlors. The window openings keep the orig. 1/1 & 2/2, double-hung wood sashes, singly set or in pairs. Primary elevation has 4 bays of fenestration (ww-d-d-ww). Above, there is a hip-roofed roof dormer with a horizontal, rectangular window between 2 squarish, slatted attic vents.

410. C 225 Thompson Street c. 1925 Craftsman

Rectangular, one-story, wood-frame, hip-roofed Vernacular Bungalow with Craftsman stylistic character. The house is raised on brick piers, and its low pitched roof - with exposed rafter tails and wide eave overhangs - is covered with asphalt composition shingles. A full-width, recessed front porch is supported by 4 piers, each consisting of a boxed and battered wood column that rests on a brick pedestal. The house is clad in its original wood novelty siding, and has a cantilevered bump-out about 2/3 of way back along each side elevation. Brick exterior chimneys run up the side walls of the front parlors. Still fitted to the original window openings are all of the original 3/1, double hung, Craftsman-style wood sashes, singly set or in pairs. Across the porch's back wall, the primary elevation has 3 bays (ww-d-ww) of fenestration. According to the resident, an interior fire once damaged the house, leading to its conversion from duplex to single family. The 2 separate entry doors were replaced by a single, wood, cross & bible door, set between sidelight panels to fill the space of the orig. duplex entryway. Above, the roof's front hip has a hipped-roof dormer, with 3 slatted attic vents. The rectangular, horizontal center vent is flanked by square vents.

States Area Neighborhood Historic District
Name of Property

Pike County, Mississippi
County and State

411. C 226 Thompson Street c. 1940 No Style, Craftsman influence
Split-level (one-story street-front) house on a side-gable plan, constructed of masonry bearing walls of shallow CMU blocks. This vernacular house presents no explicit style, but its paired and triple sets of window openings contain 3/1, double-hung, wood sashes, reflective of Craftsman-style. It is built into the sloping terrain of the parcel, with the primary elevation fronting Thompson St. and the left (west) side elevation along Edgar St. at ground level, while the rear (north) and east side elevations are built up on continuous masonry foundation walls, thereby enabling a full basement, finished as additional living space. Paired light wells allow basement windows along the front and left sides, aligned with window openings above. Symmetrical front elevation has 3-bays of fenestration (www-d-www). The single-door main entrance is another door on the left side and one below, along the rear elevation, with a set of garage doors on right side) is sheltered beneath a centrally attached, shed-roofed front porch, supported by two boxed wood columns that rest on the poured concrete floor. The medium pitched slopes of the roof are covered with asphalt shingles; the windows are covered by fixed aluminum awnings.

412a. C 231 Thompson Street c. 1910 Craftsman
Rectangular, one-story, wood-frame, side-gabled duplex residence. It appears to be an example of early period Bungalow traits, in the broad, low-pitch roof and wide eaves, with the nearly integrated (slightly flared) full-width, shed roof porch. This very intact house displays some Craftsman stylistic character through elements like its exposed rafter tails and wide, squat roof dormer w/ 3square windows. The house is raised on brick foundation piers, w/ screen panels of vertical slats, and clad in orig. clapboards. The roofs of the shed porch, side-gable main body, & rear cross-gable are all covered w/ asphalt composition shingles. No chimneys are present. It retains its orig. duplex layout/plan, w/ symmetrical, 4-bay facade fenestration (d-w-w-d), incl. Two separate single entries along back of porch, holding orig. half-glass wood doors beneath 2-pane transoms. The porch roof is supported by 4 boxed wood columns, with a balustrade of square spindles. All windows contain the orig. 6/6, double-hung wood sashes, singly set or in pairs. The apexes of side gables have triangular attic vents of crisscrossed slats (checkerboard pattern). The house appears to retain its orig. paint scheme of beige body & brown trim.

412b. C Garage – A detached, frame, gable-front, 2-bay garage stands in back, fronting Edgar St.

Virginia Avenue

413a. NC 300 Virginia Avenue c. 1965 Ranch
One-story, wood frame Ranch with a side facing gable roof of asphalt shingles on a concrete block foundation. There is no entry porch, only concrete steps to the door. The façade is four-bays (W-Tripled, W-Tripled, D, W-Tripled) with horizontal Masonite siding and no corner boards. The window units are made up of 4/4/4 metal sash with applied louvered shutters. The entry door is wood with six recessed panels and a metal security door.

States Area Neighborhood Historic District

Pike County, Mississippi

Name of Property

County and State

413b. **NC** Shed (c. 1970) - Small shed with a side facing gable roof of asphalt shingles. The shed has horizontal Masonite siding with a 6/6 metal window.

414. **C** 301 Virginia Avenue c. 1900 Queen Anne

One-story, wood frame Queen Anne residence with a gable and hip roof of asphalt shingles on a brick pier foundation with brick lattice infill. Partial-width wraparound undercut entry porch supported by wood turned columns with brackets on a wood porch deck with concrete steps. There is a wood turned balustrade between the columns. The façade is six bays (D, W, D, W, W, W) covered in vinyl siding. The windows are 1/1 wood double hung sash. The door on the left is wood with nine lights over two vertical panels. The door on the right is the main entry door which is a modern wood door with an oval light over two raised panels. The entry door also has a single transom above. The projecting bay with gable has chamfered corners with decorative brackets. The gable is pent and has a square louvered vent. Eaves are boxed.

415. **C** 307 Virginia Avenue c. 1945 Minimal Traditional

One-story, wood frame Minimal Traditional residence with a cross-gable roof of asphalt shingles on a brick foundation with metal vents. Partial-width shed roof entry porch is supported by wood posts and is screened. The porch deck is wood and has concrete step flanked by concrete wing walls with caps. The façade is three-bays (W-Paired, D, W) with asbestos shingle siding with corner boards. The windows are 6/6 wood double hung sash with applied louvered shutters. The entry door is metal clad wood with a fan light, with four divisions, over four projecting panels. Eaves are boxed.

416. **C** 311 Virginia Avenue c. 1940 No Style

One-story, wood frame residence with a side facing gable roof of asphalt shingles on a brick pier foundation with brick infill. The partial-width porch is undercut and has been filled with windows and a door. The half brick piers are still visible and have horizontal siding in between them. There is a concrete entry stoop with concrete steps. The façade is four-bays (Quadrupled, D, W, W-Tripled) with Masonite siding. The quadrupled window unit is made up of single light windows. The single window is a 1/1 wood double hung sash and the tripled window has a central 2/2 wood double hung sash window flanked by 1/1 wood double hung sash windows and has applied louvered shutters. The entry door is wood with six recessed panels. There is a front facing gable roof dormer. Exposed rafter tips are visible.

417. **C** 315 Virginia Avenue c. 1910 Queen Anne

One-story, wood frame Queen Anne with a gable and hip roof of asphalt shingles on a painted brick foundation. Partial-width, side facing gable roof wraparound projecting entry porch is supported by tapered wood box columns on painted brick piers with cast stone caps. It appears as if the porch has been modified in the Craftsman style. Between the piers is a wood balustrade. There is a wood porch deck with concrete steps and brick wing walls with cast stone caps. The façade is three-bays (W-Paired, D, W-Paired) covered in vinyl siding. The windows are 1/1 wood double hung sash and the entry door is not visible behind a wood screen door. The front facing gable has a pent. Eaves are boxed; except for the porch which has exposed rafter tips. 315, 319, and 323 are all the same plan, most likely built at the same time.

States Area Neighborhood Historic District

Pike County, Mississippi
County and State

Name of Property

418. C 318 Virginia Avenue c. 1940 Craftsman Bungalow

One-story, wood frame Craftsman Bungalow with a hip roof of composition shingles on a brick pier foundation. Partial-width, undercut entry porch is supported by wood box columns on a wood porch deck. There is lattice between the columns. The façade is three-bays (W-Paired, D, W) with Masonite siding. The windows are 4/1 wood double hung sash and the entry door is wood with four vertical lights over three horizontal recessed panels. The windows and porch have pent canvas awnings. Exposed rafter tips are visible. There is a shed roof carport attached to the right side of the house that is supported by metal posts.

419. C 319 Virginia Avenue c. 1910 Queen Anne

One-story, wood frame Queen Anne residence with a gable and hip roof of asphalt shingles on a brick foundation. Partial-width wraparound undercut entry porch with hip roof is supported by tapered columns covered in Dutch lap vinyl siding on painted brick piers with cast stone caps. In between the columns is a low wall with siding. There is a wood porch deck with concrete steps and brick wing walls with cast stone caps. The porch has been remodeled in the Craftsman style. The façade is three-bays (W, D, W) with vinyl Dutch lap siding. The window on the left is a 2/2 wood double hung sash and on the right has a sixteen-light stained glass sash over a single light sash and has applied paneled shutters. The entry door is wood with three vertical lights over three recessed panels. The front facing gable has a pent. Eaves are boxed. 315, 319, and 323 are all the same plan, most likely built at the same time.

420. C 322 Virginia Avenue c. 1940 Craftsman

One-story, concrete block Craftsman Bungalow residence with a front facing gable of asphalt shingles on a concrete block foundation. Full-width, undercut entry porch is supported by concrete block columns on the ends. Low brick wall of concrete blocks extend from the end concrete block columns. Concrete porch deck with a brick step. The façade is three-bays (W, D, W). The windows are 3/1 wood double hung sash with applied louvered shutters. The entry door is wood with six recessed panels. The gable has wood paneling and a large rectangular vent with lattice. Exposed rafter tips are visible. An addition has been made to the rear right side of the house and has a 2/2 metal single hung sash horizontal window and a wood slab door.

421. C 323 Virginia Avenue c. 1910 Queen Anne

One-story, wood frame Queen Anne residence with a gable and hip roof of asphalt shingles on a brick pier foundation with brick infill. Partial-width, hip roof projecting entry porch is supported by wood posts on a wood porch deck. Between the posts is a low wall with siding that matches the house. There are concrete steps flanked by brick wing walls with cast stone caps leading to the porch. The façade is three-bays (W-Paired, D, W-Tripled) with a combination of Masonite siding and horizontal wood Dutch lap siding under the porch. The windows are 2/2 wood double hung sash and the door is wood with twelve lights and a single light transom above. The gable has a pent. There are two internal brick chimneys visible. 315, 319, and 323 are all the same plan, most likely built at the same time.

422a. C 326 Virginia Avenue c. 1950 Minimal Traditional

One-story, wood frame Minimal Traditional residence with a cross-gable roof of asphalt shingles on a brick foundation with vents. Small, partial-width front facing gable roof projecting entry

States Area Neighborhood Historic District

Pike County, Mississippi

Name of Property

County and State

porch supported by wood posts on a concrete deck with concrete steps. The façade is three-bays (W, D, W) with panel siding. The windows are 1/1 metal single hung sash and the entry door is metal clad wood with a five division fan light over four projecting panels. The gables have horizontal wood lap siding. Eaves are boxed.

422b. NC Garage (c. 1950) - One-story, wood frame garage with a front facing gable roof. The garage opening is not cased and does not have a door. The garage is sided in vinyl.

423a. C 328 Virginia Avenue c. 1920 Craftsman

One-story, wood frame Craftsman Bungalow residence with a hip roof of asphalt shingles on a painted brick foundation with brick vents. Full-width, undercut entry porch is supported by tapered wood box columns on painted brick piers with cast stone caps. Between the piers is a low wall with horizontal wood lap siding. Wood porch deck with concrete steps and painted brick wing wall with cast stone caps. The façade is three-bays (W-Paired, D, W-Paired) with thin strip horizontal wood lap siding and corner boards. The windows are 4/1 wood double hung sash and the entry door was not visible during the survey. There is a hip roof dormer with a five light window in a wood sash that has been painted over. Exposed rafter tips are visible.

423b. C Outbuilding and Carport (c. 1950) - One-story, wood frame outbuilding with a front facing gable roof of asphalt shingles with horizontal wood lap siding. Attached to the front of the outbuilding is a front facing gable roof carport supported by decorative metal posts.

424. C 329 Virginia Avenue c. 1920 Craftsman

One-story, wood frame Craftsman Bungalow residence with a hip roof of asphalt shingles on a painted brick pier foundation with lattice infill. Full-width, undercut entry porch is supported by tapered wood box columns on painted brick piers with cast stone caps. Between the piers is a low wall with horizontal Dutch wood lap siding. Wood porch deck with concrete steps and painted brick wing wall with cast stone caps. The façade is three-bays (W, D, W) with thin strip horizontal wood lap siding with corner boards. The windows are 4/1 wood double hung sash and the entry door is wood with four high lights. There is a hip roof dormer with a central three-light window in a wood sash flanked by square wood louvered vents. Exposed rafter tips are visible. There is a shed roof carport attached to the rear right side of the house supported by metal poles.

425. C 330 Virginia Avenue c. 1920 Craftsman

One-story, wood frame Craftsman Bungalow residence with a hip roof of asphalt shingles on a painted brick foundation. Full-width, undercut entry porch is supported by tapered wood box columns on brick piers with cast stone caps. Between the piers is a low wall with Masonite siding. Above the wall the porch is screened. Wood porch deck with concrete steps flanked by painted brick wing walls with cast stone caps. The façade is three-bays (W-Tripled, D, W-Paired) with asbestos shingle siding and corner boards. The window unit on the left has a central picture window flanked by five-light metal casement windows. The other window unit has 4/1 wood double hung sash windows. The entry door is wood slab with three stepped lights. There is a hip roof dormer with a three wood louvered vents. There is an internal brick chimney visible. Exposed rafter tips are visible. There is a shed roof carport attached to the rear left side of the house is supported by metal poles.

States Area Neighborhood Historic District
Name of Property

Pike County, Mississippi
County and State

426. C 331 Virginia Avenue c. 1930 No Style

One-story, wood frame residence with a front facing gable roof of asphalt shingles on a brick pier foundation with brick infill. Partial-width, undercut entry porch is supported by wood posts with lattice screening the porch. The façade is three-bays (D, W, W) with horizontal wood lap siding with corner boards. The windows are 4/1 wood double hung sash and the entry door is not visible behind the lattice screen. There is a triangular louvered vent in the gable. Eaves are boxed.

427a. C 401 Virginia Avenue c. 1910 Queen Anne

One-story, wood frame Queen Anne residence with double cross-gable roof of composition shingle on a brick pier foundation with brick lattice infill. Partial-width, and wraparound projecting entry porch supported by wood turned columns on a wood porch deck with wood steps flanked by brick wing wall with cast stone caps. The façade is five-bays (W, D, W, W, W) covered in vinyl siding in a Dutch lap pattern. The windows are 1/1 wood double hung sash expect for the one on the far left which is a floor length 1/2 wood double hung sash. The entry door is Queen Anne in style with an eleven division stained glass light over a single recessed panel with decorative design and a single light transom above. The gables have pents and the gabled projection on the right has chamfered corners with scroll brackets. There is one internal brick chimney visible.

427b. NC Garage (c. 1980) - One-story, wood frame three-car garage with a side facing gable roof of composition shingles. The garage is sided in vinyl and has two openings, one for two cars and the other for a single car. Both garage doors are metal with raised panels and the top row with lights.

428a. C 410 Virginia Avenue c. 1945 Minimal Traditional

One-story, wood frame residence with a side facing gable roof of asphalt shingles on a painted brick foundation with metal vents. Small, partial-width front facing gable roof projecting entry porch is supported by decorative metal posts on a concrete deck with concrete steps. The façade is five-bays (W, W, W, D, W) with Masonite siding. The windows are 1/1 wood double hung sash expect for the one to the left of the door which is a picture window in a wood frame. The entry door is wood with four-lights over four recessed panels. Eaves are boxed.

428b. NC Garage (c. 1980) - One-story, wood frame garage with a front facing gable roof of asphalt shingles. The garage is sided in horizontal wood lap siding. The opening for the garage is cased.

429. C 411 Virginia Avenue c. 1930 Craftsman

One-story, wood frame Craftsman Bungalow residence with a hip roof of asphalt shingles on a brick foundation. Full-width, undercut entry porch supported by decorative metal posts on a concrete deck. The façade is three-bays (W-Paired, D, W-Paired) covered in vinyl siding over a brick wainscot. The windows are 3/1 wood double hung sash and the entry door is wood with a leaded glass oval light. Eaves are boxed.

States Area Neighborhood Historic District

Pike County, Mississippi

Name of Property

County and State

430. C 415 Virginia Avenue c. 1910 Free Classic Queen Anne

One-story, Free Classic Queen Anne residence with a gable and hip roof of asphalt shingles on a brick pier foundation. Partial-width, hip roof projecting entry porch is supported by wood Tuscan columns on a wood porch deck. The façade is four-bays (W, D, W, W) with horizontal wood lap siding and corner boards. The windows are 1/1 wood double hung sash with applied louvered shutters. The entry door is metal clad wood with six raised panels flanked by single light sidelights with a single projecting panel and a three-light transom above. The gable has a pent and rectangular wood louvered vent.

431. C 419 Virginia Avenue c. 1910 Free Classic Queen Anne

One-and-a-half story Free Classic Queen Anne residence with a gable and hip roof of asphalt shingles on a brick foundation. Partial-width, wraparound projecting entry porch is supported by wood Tuscan columns with an entablature above that has dentil molding. Wood porch deck with a concrete step. The façade is six-bays (D, W, W, D, W, W) with horizontal wood lap siding and corner boards. The windows are 1/1 wood double hung sash. The door on the far left is wood with four-lights over a panel. The main entry door is double-leaf and Queen Anne in style with a single light over a single projecting panel and a single light transom above. The front facing gable has fish scale shingle siding and a 1/1 wood double hung sash window that bisects the pent of the gable. In the upper most portion of the gable above the window is vertical paneling. There is a hip roof dormer with paired 1/1 wood double hung sash window. Eaves are boxed. There is one internal brick chimney visible piercing the roof.

432. C 427 Virginia Avenue c. 1920 Craftsman

One-story, wood frame Craftsman Bungalow residence with a front facing gable of asphalt shingles on a painted brick foundation with brick vents. Full-width, front facing gable roof projecting entry porch is supported by wood tapered box columns on painted brick piers with recessed panels and cast stone caps. Wood porch deck with concrete steps flanked by painted brick wing wall with cast stone caps. The façade is four-bays (W-Paired, W, D, W) with thin strip horizontal wood lap siding and corner boards. The two windows are 6/1 wood double hung sash and the entry door is wood with nine lights in a Craftsman pattern. The gable over the porch has a central five light wood sash flanked by square wood louvered vents. The upper gable has paired wood louvered vents. Wide overhanging eaves supported by knee braces with exposed rafter tips visible. There is a shed roof carport attached to the left side of the house supported by thin metal poles.

433. C 433 Virginia Avenue c. 1920 Craftsman

One-story, wood frame Craftsman Bungalow residence with a side facing gable roof of asphalt shingles on a brick foundation. Full-width, undercut entry porch, that becomes a porte cochère on the left side, is supported by tapered wood box columns on brick piers with cast stone caps. Between the piers is a low brick wall with cast stone cap. Wood porch deck with concrete steps flanked by brick wing walls with cast stone caps. The façade is three-bays (W-Paired, D, W) covered in vinyl siding. The windows are 4/1 wood double hung sash with applied louvered shutters and the entry door is wood with four-lights over four recessed panels with an outer glass and metal storm door. Front facing gable roof dormer with a central four-light wood sash

States Area Neighborhood Historic District

Pike County, Mississippi
County and State

Name of Property

window flanked by square wood louvered vents. There is an internal brick chimney visible piercing eh roof. Exposed rafter tips are visible.

434. C 504 Virginia Avenue c. 1900 Queen Anne

One-story, wood frame Queen Anne style residence with a hip roof of asphalt shingles on a brick pier foundation with brick lattice infill. A partial-width, undercut wraparound entry porch is supported by paired tapered wood box columns on wood pedestals. A wood porch deck has concrete steps with brick wing walls with cast stone caps. Between the pedestals is a wood balustrade. The façade is five-bay (W, D, W, W, D) with asbestos shingle siding without corner boards. The window on the left is wood double hung sash with a diamond pattern upper sash over a single pane lower sash. It is in a front facing gable roof projecting bay with a pent gable roof and a wood louvered vent in the gable. The other windows are 1/1 wood double hung sash. The door on the left is the main entry door and is wood with a single light flanked by sidelights with a single light and topped by a transom with a blind panel. The other door is wood with a single light and a single light transom above. There is a front facing gable roof dormer over the two windows to the right of the main entry door. Eaves are boxed.

435. C 504B Virginia Avenue c. 1950 No Style

Two-story wood frame garage and apartment with a hip roof of asphalt shingles and asbestos shingle siding. The first floor is four-bay (D, D, Garage Door, Garage Door). The pedestrian doors are wood slabs and the one on the right has a wood screen door with the lower half louvers. The garage doors are double-leaf barn doors with wood slabs for each leaf. The second floor is three-bay (W, W, W). The windows are 6/6 wood double hung sash. The door on the left and window on the left are in a shed roof addition to the building. Exposed rafter tips are visible.

436. C 513 Virginia Avenue c. 1910 Free Classic Queen Anne

One-story, wood frame Free Classic Queen Anne style residence with a hip roof of asphalt shingles on a painted brick foundation with metal vents. A partial-width, wraparound undercut entry porch is supported by wood Tuscan columns on a wood porch deck with concrete steps that have brick wing walls with iron railings. The façade is four-bay (D, W, D, W) with vinyl siding. The windows are 4/4 wood double hung sash. The doors are both wood with a single light over a single recessed panel with a single light transom above and wood screen doors. The window on the right is in a front facing gable roof projecting bay with a pent roof and a wood louvered vent in the gable. Eaves are boxed.

437. C 514 Virginia Avenue c. 1900 Queen Anne

One-story, wood frame Queen Anne style residence with a hip roof of asphalt shingles on a stucco covered foundation with metal vents. A partial-width, shed roof projecting wraparound entry porch is supported by wood turned columns with a wood balustrade between on a wood porch deck with brick steps which have brick wing walls. The façade is four-bay (W, D, W, D) with asbestos shingle siding and corner boards. The window on the left is a 1/1 metal single hung sash with applied louvered shutters. The window on the right is a picture window with a single light and applied louvered shutters. The door is wood with six lights over a single raised panel and has as a single light transom above. The window on the left is in a front facing gable roof

States Area Neighborhood Historic District

Pike County, Mississippi

Name of Property

County and State

bay with a pent roof. The gable has a wood rectangular louvered vent with wood slats in a "curtain" pattern over the louvers. Eaves are boxed with a wide frieze board below.

438a. C 518 Virginia Avenue c. 1920 Craftsman

One-story, wood frame Craftsman style residence with a hip roof of asphalt shingles on a painted brick foundation. A partial-width, hip roof projecting entry porch is supported by wood box columns on a wood porch deck with concrete steps. Between the columns is a low wall with horizontal wood shiplap siding and screening above. The façade is three-bay (W, D, W-Paired) with horizontal wood shiplap siding with corner boards. The windows are 9/1 wood double hung sash. The entry door is wood with fifteen lights. The window unit on the right is under a front facing gable with a wood window in the gable with two lights. Exposed rafter tips are visible.

438b. C Garage (c. 1920) - One-story, wood frame garage with a front facing gable roof of asphalt shingles and asbestos shingle siding with corner boards. There is a double-leaf wood board-and-batten barn door in a cased and chamfered opening. Exposed rafter tips are visible.

439. C 519 Virginia Avenue c. 1910 Free Classic Queen Anne

One-story, wood frame Free Classic Queen Anne style residence with a hip roof of asphalt shingles on a brick pier foundation with brick infill. A partial-width, shed roof wraparound projecting entry porch has a round section at the corner with a conical roof which has a spire. The porch deck is wood with brick steps. The porch has wood Tuscan columns which support an entablature with dentil trim and rosettes. The façade is five-bay (D, W, D, W, W) with horizontal wood lap siding with corner boards. The windows are 1/1 wood double hung sash, with the middle window having an upper sash with leaded glass. The doors are wood with a single light over two raised panels and have a single light transom above. The middle window is in a front facing gable roof projecting bay with a pent roof and a Palladian window in the gable with two side windows having diamond lights. To the left of that there is a front facing gable roof dormer with a pent roof and a wood double hung sash with the upper sash having diamond lights. There are two painted brick chimneys piercing the roof on either side of the house. Eaves are boxed.

440. C 525 Virginia Avenue c. 1930 Craftsman

One-story, wood frame Craftsman style residence with a side facing clipped gable roof of asphalt shingles on a brick foundation with metal vents. A partial-width, front facing gable roof projecting entry porch is supported by tapered wood box columns on a concrete porch deck. There is also an undercut corner porch at the left end of the house supported by short wood tapered box columns on painted brick pedestals with cast stone caps. That porch deck is wood. The façade is four-bay (W-Paired, D, W-Paired, D) with vinyl siding. The windows are 4/1 wood double hung sash. The doors are wood with eleven lights in a Craftsman pattern. The door on the left has a wood screen door and the one on the right has a glass storm door with applied louvered shutters. There is a brick chimney piercing the roof on the right end of the house. A small eyebrow roof dormer has a window with three lights. Exposed rafter tips are visible.

441. C 601 Virginia Avenue c. 1950 Ranch

One-story, brick veneer Ranch style residence with a side facing gable roof of asphalt shingles on a brick foundation. A full-width undercut entry porch is supported by angled brick walls at

States Area Neighborhood Historic District

Pike County, Mississippi

Name of Property

County and State

the ends. The porch deck is tiled with a tiled step. The façade is three-bay (W-Tripled, D, W) with elongated brick veneer. The tripled window unit is steel frame with a central fixed window with a single light flanked by double-leaf steel frame casements with three lights to each leaf. The other window is steel frame with a central fixed window with three lights flanked by casements with three lights. The windows have applied louvered shutters. The entry door is wood with six recessed panels. There is a brick chimney piercing the roof on the left side. Eaves are boxed. There is a carport attached to the rear facing 5th Street with a front facing gable roof supported by wood posts and with wood paneling in the gable. There is an enclosed storage area in the rear.

442a. C 602 Virginia Avenue c. 1955 Ranch

One-story, wood frame Ranch style residence with a hip roof of asphalt shingles on a brick foundation with metal vents. A partial-width, undercut entry porch is supported by decorative metal posts and becomes a carport on the right. The porch deck is concrete and has a metal railing. The façade is five-bay (W, W-Tripled, W, W-Paired, Carport) with a combination of asbestos shingles and stone veneer. The windows are 6/6 wood double hung sash with metal security bars. The entry door faces the side and is wood with a single light. The tripled window unit is in a hip roof projecting bay with the entry door and is faced in stone veneer. Eaves are boxed. There is an enclosed storage area to the rear of the carport.

442b. NC Shed - Wood frame shed with a front facing gable roof of asphalt shingles and wood panel siding.

443. C 605 Virginia Avenue c. 1910 Free Classic Queen Anne

One-story, wood frame Free Classic Queen Anne style residence with a side facing gable roof of asphalt shingles on a brick foundation. A partial-width, undercut entry porch is supported by wood Tuscan columns on a concrete porch deck with concrete steps. The porch has a pent metal awning which wraps the corner of the porch. The façade is three-bay (W, D, W) with asbestos shingles and corner boards. The windows are 2/2 wood double hung sash with applied louvered shutters. The entry door is wood with a single light over three horizontal recessed panels with a single light transom above and a metal security door. There is a large front facing gable roof dormer with no openings on the right side of the house. Eaves are boxed.

444. C 609 Virginia Avenue c. 1910 No Style

One-story, wood frame residence with a side facing gable roof of asphalt shingles on a brick foundation. A full-width, shed roof projecting entry porch is supported by wood box columns on a concrete porch deck with a wood balustrade between the columns. The façade is three-bay (W-Paired, D, W-Paired) with asbestos shingle siding and corner boards. The windows are 9/1 wood double hung sash with applied louvered shutters and panels below the windows. The entry door is wood with five recessed panels and is flanked by sidelights with eight lights each and has a ten light transom above. Eaves are boxed.

445. C 612 Virginia Avenue c. 1930 No Style

One-story, wood frame residence with a side facing clipped gable roof of composition shingles on a brick foundation with metal vents. A partial-width, side facing gable roof projecting side

States Area Neighborhood Historic District

Pike County, Mississippi

Name of Property

County and State

entry porch is supported by wood posts on a concrete porch deck with brick steps. The front of the porch has a pent metal awning. The façade is three-bay (W, W, D) with vinyl siding. The windows are 9/1 wood double hung sash with pent metal awnings. The entry door is wood with six recessed panels and has a glass storm door. Between the windows is a stucco covered chimney with a brick pointed arch outline. Eaves are boxed.

446a. C 614 Virginia Avenue c. 1935 No Style

One-story, brick veneer residence with a hip roof of asphalt shingles on a brick foundation with metal vents. A partial-width, shed roof projecting entry porch is supported by decorative metal posts on a brick porch deck with brick steps with a metal railing. The paired window unit has 3/1 wood double hung sash and the single window is a 12/12 wood double hung sash. The entry door is a wood slab with a metal and glass storm door. Eaves are boxed.

446b. C Garage (c. 1950) - One-story wood frame garage with a rear sloping shed roof and a front shed roof metal panel canopy. The garage has a brick veneer front and horizontal wood lap siding sides and an opening for two cars.

447a. C 617 Virginia Avenue c. 1910 Queen Anne, Craftsman

One-story, wood frame Queen Anne style residence with a cross-gable roof of asphalt shingles on a brick foundation. A partial-width, shed roof projecting entry porch is supported by wood tapered box columns on painted brick pedestals. The porch deck is wood with concrete steps that have brick wing walls. Between the columns the porch is screened. The façade is five-bay (W, W, D, W, W) with vinyl siding. The windows are 2/2 wood double hung sash. The door is wood with a single light over a single raised panel. The two windows on the left are in the front facing gable roof bay with a pent roof. The gable has decorative wood shingle siding with a wood rectangular louvered vent which has wood slats in a "curtain" pattern over the louvers. Above the vent is a triangular panel with a sunburst design. Eaves are boxed.

447b. C Garage (c. 1930) - One-story, wood frame garage with a front facing gable roof of asphalt shingles and horizontal wood lap siding. There is a cased and chamfered opening for a single car.

447c. NC Carport (c. 1960) - Shed roof carport with a corrugated metal roof supported by wood posts.

448. C. 625 Virginia Avenue c. 1910 Queen Anne

One-story, wood frame Queen Anne style residence with a hip roof of asphalt shingles on a concrete foundation. A partial-width, hip roof projecting entry porch is supported by wood turned columns with brackets and a wood balustrade between on a wood porch deck with concrete steps. The façade is three-bay (W, D, W) with vinyl siding. The windows are 4/4 wood double hung sash with applied louvered shutters. The entry door is wood with six lights over a single raised panel with a single light transom above and a wood screen door. The window on the right is in a front facing gable roof projecting bay with a pent roof. The gable has a round wood louvered vent and decorative shingle siding. There is a matching front facing gable roof over the window on the left. Eaves are boxed with a wide frieze board below.

States Area Neighborhood Historic District
Name of Property

Pike County, Mississippi
County and State

449. C 626 Virginia Avenue c. 1915 Queen Anne

One-story, wood frame Queen Anne style residence with a hip roof of asphalt shingles on a brick foundation. A partial-width, hip roof projecting entry porch is supported by wood posts on a concrete porch deck with concrete steps. The façade is four-bay (W, D, W, W) with vinyl siding. The windows are 1/1 wood double hung sash. The entry door is wood with a single light over two horizontal recessed panels and has a single light transom above. The window on the left is in a front facing gable roof projecting bay with a pent roof and a wood rectangular louvered vent in the gable. Eaves are boxed. Attached to the right side of the house is a shed roof carport supported by wood posts.

450. NC 628 Virginia Avenue c. 1915, 1970 No Style

Two-story, wood frame residence with a front facing gable roof of asphalt shingles on a brick foundation. A partial-width shed roof projecting entry porch is supported by brick columns on a brick porch deck with brick steps. The façade is covered in board-and-batten siding over a brick wainscot and is three-bay (W, D, W) on the first floor and one-bay (W-Paired) on the second floor. The window on the left on the first floor is a picture window with thirty lights and applied louvered shutters. The other window on the first floor is a 1/1 wood double hung sash with applied louvered shutters and is in a one-story front facing gable roof projecting bay with a pent roof and a wood rectangular louvered vent in the gable. The entry door is wood with a single light over two raised panels. The window unit on the second floor has 3/1 wood double hung sash. Eaves are boxed. There is an external brick chimney on the left side of the house. Attached to the front of the projecting entry porch is a front facing gable roof carport supported by metal poles with board-and-batten siding in the gable.

451. C 629 Virginia Avenue c. 1910 Queen Anne

One-story, wood frame Queen Anne style residence with a hip roof of composition shingles on a brick foundation. A partial-width, hip roof projecting entry porch is supported by wood turned columns with brackets and a turned wood balustrade between on a wood porch deck with a concrete step. The façade is three-bay (W, D, W) with horizontal wood shiplap siding. The windows are 9/6 metal single hung sash with applied louvered shutters. The entry door is wood with an oval light over a recessed panel and has a transom above with a leaded light. The window on the left is in a front facing gable roof projecting bay with a pent roof. The gable has decorative wood shingles and a round vent which is covered with a panel. Eaves are boxed with a wide frieze board below.

452. C 630 Virginia Avenue c. 1910 Queen Anne

One-story, decorative concrete block Queen Anne style residence with a hip roof of asphalt shingles on a concrete block foundation. There is no entry porch, just a concrete stoop and a pent canvas awning over the entry door. The façade is four-bay (D, W, D, W). The corners of the façade are smooth blocks and under the eave there is a row of smooth blocks. The windows are 1/1 wood double hung sash with applied panel shutters and cast stone lintels and sills. The door on the left is metal clad wood with six raised panels and a single light transom above with a pent canvas awning. The door on the right is the main entry door and is metal clad wood with a stained and leaded glass light over two vertical raised panels. Eaves are boxed. Attached to the

States Area Neighborhood Historic District

Pike County, Mississippi

Name of Property

County and State

rear of the house facing 6th Street by a covered breezeway is a hip roof garage with a vinyl siding and a metal garage door with twenty raised panels.

453a. C 703 Virginia Avenue c. 1925 Craftsman

One-story wood frame Craftsman style residence with front gabled roof and hipped roof front porch. Asphalt roof shingles and board and batten siding. Exterior brick chimney on east elevation. Partial width projecting porch is supported by tapered wood columns resting on brick piers. To the right of the porch is an enclosed interior space. Three-bay facade (w-paired, D, W-grouped) with offset entrance. Door is wood, fifteen light. Windows are 3/1 double-hung wood sash with vertical muntins at the center peak of the front gable is a rectangular louvered attic vent. Porch decking is wood and steps are concrete. Open eaves with exposed rafter tails.

453b. C Shed – Side gabled frame work shed with asphalt shingle roof and board and batten siding.

454a. C 707 Virginia Avenue c. 1960 Minimal Traditional

One-story wood frame minimal traditional residential building. Hipped roof with a lower hipped projection at the west end. Asphalt shingles on roof; asbestos shingle siding. Small undercut entrance porch at the lower hipped portion with a decorative wrought iron corner post. Four-bay primary facade (W-paired, W-grouped, D, W-paired). Windows are 2/2 aluminum frame with metal storms. Door is wood with four small lights at the top and four panels at the bottom. Concrete slab porch with single concrete step. Boxed eaves.

454b. C Garage – Wood frame garage with hipped roof. Asphalt roof shingles, asbestos shingle siding. Single-bay roll-up metal access door.

455a. C 709 Virginia Avenue c. 1910 Queen Anne

One-story wood frame Queen Anne style residence with side gabled roof, offset front-gable with cutaway bays, and hipped roof projecting porch at the L. Asphalt roof shingles, stuccoed porch, wood "fish scale" shingles in the gables, and wood drop siding on side elevations. Porch is supported by curvilinear extensions of the frieze that rest on high stuccoed brick piers. A low stuccoed wall runs between the porch piers. Five-bay facade (W-paired, D, W, W, W) with central entrance. Door is wood with full plate-glass light, sidelights, and transom. Windows are 1/1 double hung wood sash. In the center of the front gable is a modern 6/6 double-hung window. Wood porch decking and concrete steps. Boxed eaves and conventional foundation.

455b. C Garage – Two-story front-gabled frame outbuilding with metal roof and clapboard siding. Garage door bay on first floor and single fixed 1/1 window on second floor.

456. C 711 Virginia Ave. c. 1950 Craftsman

Altered, one-story, wood frame Craftsman residence with front-gabled roof and lower offset front gabled wraparound porch. Asphalt roof shingles, wood clapboard siding, and brick wainscoting at primary facade. Porch is supported by round wood posts resting on a raised brick pad. Two-bay facade (D, W-paired) with central entrance. Door is leaded glass with sidelights. Windows are modern 1/1 double-hung vinyl sash. Boxed eaves. Conventional foundation.

States Area Neighborhood Historic District
Name of Property

Pike County, Mississippi
County and State

457. C 715 Virginia Ave. c. 1925 Colonial Revival
One-story wood frame Colonial Revival style residence with side gabled roof, undercut porch with a center entrance gable, and two gabled roof dormers. Asphalt roof shingles and wood drop siding. Porch is full-width and is supported by wood Doric columns. The center of the porch is barrel vaulted below the gable. Three-bay facade (W, D, W) with central entrance. Entrance consists of a wood door with three vertical lights over three panels, sidelights with two lights over one panel, and a seven-light divided transom. Windows are 3/1 double-hung wood sash with vertical muntins. Roof dormers contain large wood louvered attic vents. Wood porch decking and brick steps. Boxed eaves and conventional foundation.

458a. C 717 Virginia Avenue c. 1950 No Style
Altered, one-story wood frame bungalow with front-gabled roof and undercut partial-width porch. Asphalt shingles and vinyl lap siding. Porch is supported by a single wrought iron post. Two-bay primary facade (W, D) with offset entrance. Three-light modern door and 3/1 double-hung window. Boxed eaves and possibly a slab foundation.

458b. NC Carport – Front gabled open carport with storage at the rear. Metal roof and wood panel siding at gable.

459. C 719 Virginia Ave. c. 1925 Craftsman influence
One-story wood frame bungalow with undercut full-width porch. Asphalt roof shingles and vinyl lap siding. Porch is supported by square wood posts and is absent of railing. Three-bay facade (W-paired, D, W-paired) with offset entrance. Door is modern wood with a large oval light in the center. Windows are 3/1 double-hung wood sash. Window bays are flanked by fixed louvered shutters. Wood porch decking and single concrete step. Boxed eaves and conventional brick foundation. Shed roof carport with sheet metal roof is attached to rear of building.

460. C 721 Virginia Ave. c. 1925 No Style
Altered, one-story wood frame bungalow with front-gable roof, clipped at the front edge, and an undercut corner porch. Asphalt shingle roof and aluminum siding. Porch is supported by a single square wood corner post. Three-bay facade (W, W, D) with central entrance. Door is modern metal six-panel and windows are 1/1 aluminum. Single window on rear porch wall contains a 3/1 double-hung wood sash window with vertical muntins. Two concrete steps at front entrance. Wood porch decking with wood porch steps. Open eaves with exposed rafter tails. Conventional foundation.

461. NC 723 Virginia Ave. c. 1970 Minimal Traditional
One-story modern wood frame minimal traditional residence with side gabled roof. Asphalt roof shingles and synthetic lap siding. Five-bay facade (W-paired, W, D, W, W) with central entrance. Door is modern six-panel and windows are 6/6 double-hung wood sash, except for a large plate-glass window directly to the left of the entrance door. Slab foundation.

States Area Neighborhood Historic District

Pike County, Mississippi
County and State

Name of Property

462. C 726 Virginia Ave. c. 1925 Craftsman

One-story wood frame Craftsman style residence with cross-gabled roof and partial width projecting porch. Asphalt shingles and asbestos shingle siding. Exterior brick chimney at the west end. Porch is supported by tapered wood columns resting on brick piers that extend to the ground. Three-bay facade (W-paired, D, W-paired) with offset entrance. Door is wood with fifteen lights and divided sidelights. Windows are 8/8 double-hung wood sash. At the peak of the front gable is a grouping of perforated attic vents. Wood porch decking and concrete steps with brick and concrete railings. Open eaves with exposed rafter tails and conventional brick foundation.

463a. C 730 Virginia Avenue c. 1925 Craftsman

One-story wood frame Craftsman style residence with front gabled roof and lower offset gabled wraparound porch. Asphalt roof shingles and wood clapboard siding. Partial-width wraparound porch is supported by tapered wood columns resting on brick piers that extend to the ground. A low wood railing with thick square rail and balusters connects the porch piers. Four-bay facade (W, D, W, W) with offset entrance. Door is four lights over three panels. Windows are 2/2 double-hung wood sash. Each front gable has a wide triangular louvered vent at the peak. A side-gabled porte-cochere is attached at the northeast corner of the building. Open eaves with exposed rafter tails. Wood porch decking and brick steps. Conventional brick foundation.

463 b &c. NC, NC Outbuildings – Two wood frame front-gabled outbuildings, both having asphalt shingle roofs and clapboard siding. Each has a large overhead door.

464a. C 738 Virginia Avenue c. 1918 Craftsman

One-story, wood frame Craftsman bungalow with hip roof with lower cross gables, central hipped roof dormer, and hipped roof rear ell. Asphalt roof shingles and asbestos shingle siding. Porch is supported by thick square posts connected by wood railings with thick square balusters. Four-bay facade (W, D, W, W-grouped) with offset entrance. Door is wood with fifteen lights and 6/1 sidelights and single-light transom. Windows are 12/1 double-hung wood sash. Grouping of three windows at the right end of facade are obscured by metal screens. Dormer contains a pair of fixed six-light windows. Open eaves with exposed rafter tails. Conventional foundation.

464b. NC Outbuilding – Side gabled frame shed outbuilding with metal roof and wood panel siding.

465a. C 740 Virginia Avenue c. 1930 Craftsman

One-story wood frame Craftsman style residential building. Front gabled roof with asphalt shingles; asbestos shingle siding. Full width undercut porch at primary facade. Symmetrical three-bay facade (D-paired, D, D-paired) with central entrance. Porch is supported by square wood tapered columns resting on low brick piers. Central entrance consists of a single-leaf twelve-light wood door with eight-light sidelights and a six-light transom. The entrance is flanked by wood double-leaf ten-light doors with four-light transoms. A pair of fixed six-light windows is centered in the gable. Triangular knee braces at the eaves. Porch has wood decking

States Area Neighborhood Historic District

Pike County, Mississippi

Name of Property

County and State

and is accessed by poured concrete steps. Eaves are open with exposed rafter tails on the side elevations. Stuccoed continuous porch skirting.

465b. NC Outbuilding – Gabled outbuilding/shed, not viewable from the public right-of-way.

466. C Hollywood Cemetery 1872-present

The historic portion of Hollywood Cemetery consists of several sections: the "Old Cemetery," the west section, the west sub-section, the west subdivision and the Park Addition. City streets extend through the cemetery and it has many entrances, but the primary entrance off of Pennsylvania Avenue is the only one marked by an entrance arch. The archway is a hip roofed tripartite design with Art Deco influences built of brick and concrete. Pedestrian entrances flank the center vehicular entrance and tripartite blind arches bookend the entrance grouping. A convexly curved cornice of concrete surmounts a dentil band of brick. The corners are articulated by heavy coins, also in brick. The name of the cemetery is delineated over the vehicular archway in small black "subway" tiles on a white tile background. On the cemetery side of the building, its 1924 construction date is cast in concrete with flanking lozenges. The roof is covered in asphalt. Within the cemetery is displayed a full range of funerary art from the basic to the very grand. Cast iron, marble, granite and cast concrete are among the materials found in the cemetery. Types of grave markers and structures include headstones, monuments and above ground tombs. Many family plots are bordered by curbing or fences and some are identified with blue on white lettered tiles. The different ages of various sections of the cemetery are discernible from their layout and marker designs. In many ways, the site presents a history of American cemetery design. The entire site has a gently sloping and hilly terrain like the rest of McComb, but the oldest part occupies the highest and flattest part while the 1931 "Park" addition embraces its natural setting. Mature shrubbery and trees add to the site's physical integrity.

8. Statement of Significance

Applicable National Register Criteria

(Mark "x" in one or more boxes for the criteria qualifying the property for National Register listing.)

☒

A. Property is associated with events that have made a significant contribution to the broad patterns of our history.

☐

B. Property is associated with the lives of persons significant in our past.

☒

C. Property embodies the distinctive characteristics of a type, period, or method of construction or represents the work of a master, or possesses high artistic values, or represents a significant and distinguishable entity whose components lack

☐

States Area Neighborhood Historic District
Name of Property

Pike County, Mississippi
County and State

individual distinction.

- D. Property has yielded, or is likely to yield, information important in prehistory or history.

Criteria Considerations

(Mark "x" in all the boxes that apply.)

- ☐ A. Owned by a religious institution or used for religious purposes
- ☐ B. Removed from its original location
- ☐ C. A birthplace or grave
- ☐ D. A cemetery
- ☐ E. A reconstructed building, object, or structure
- ☐ F. A commemorative property
- ☐ G. Less than 50 years old or achieving significance within the past 50 years

Areas of Significance

(Enter categories from instructions.)

Architecture

Community Planning and Development

Period of Significance

1872-1964

Significant Dates

N/A

States Area Neighborhood Historic District
Name of Property

Pike County, Mississippi
County and State

Significant Person

(Complete only if Criterion B is marked above.)

Cultural Affiliation

N/A

Architect/Builder

Sherman Construction, Co., Contractor (Central Baptist Church Educational Building)
William S. Wiedorn, Landscape Architect (McComb High School)
Currie and Corley, Builder (McComb High School)
E. L. Malvaney, Architect (McComb High School)
Gilbert Augusta Wennerlund, Builder (St. Alphonsus Catholic Church)
Rev. C. B. Carleton, Builder (First Church of the Nazarene)
Basil V. Slader, Contractor, cast stone manufacturer
Kramer and Lindsley, Architects (St. Alphonsus Catholic Church)

Statement of Significance Summary Paragraph (Provide a summary paragraph that includes level of significance, applicable criteria, justification for the period of significance, and any applicable criteria considerations.)

The States Area Neighborhood Historic District in McComb, Pike County, Mississippi, is significant under National Register Criterion A in the area of Community Planning and Development and Criterion C in the area of Architecture. The collection of resources within the States Area Neighborhood Historic District well represent the residential development on the west side of the commercial district and the railroad, from 1872, the year McComb was founded, to 1964. They display a spectrum of styles of all years within this period of significance, but especially concentrated in the decades prior to 1925. A few 1870s resources reflect the building pattern of McComb's earliest years. The Queen Anne and Craftsman styles and forms used in many buildings reflect the common tastes and construction trends of the 1880s to 1930s. Likewise, the many vernacular interpretations of these styles demonstrate regional trends and economic limitations that shaped the built fabric of the neighborhood. Later styles and forms demonstrate the replacement of earlier buildings or infill of the small number of lots that remained vacant in the mid-twentieth century. While businesses and industries operated to the east, the residential nature of this area was complimented by places of worship, schools, a Masonic hall, and a cemetery that tied together the social life of the residents. These resources are also significant for their architectural and artistic design.

States Area Neighborhood Historic District
Name of Property

Pike County, Mississippi
County and State

Narrative Statement of Significance (Provide at least **one** paragraph for each area of significance.)

First and foremost, McComb is a railroad town. Its location in southwestern Mississippi, along the area that would become the corridor of the New Orleans, Jackson, and Great Northern Railroad is its *raison d'être*. While many towns grew up around railroads in the late nineteenth century, McComb's connection to the railroad is even more integral to its establishment. In the middle of the nineteenth century, there was a debate as to what route the Great Northern railroad should pursue on its journey from New Orleans north to Jackson. Between the two cities lays the wide body of water called Lake Ponchartrain, which would have to be circumvented either to the east or to the west. It was the western route that was chosen and directed the line through the location that would become McComb. It was still another calculated decision by a railroad official that brought McComb into being. According to histories of the city, Colonel Henry Simpson McComb, who became president of the New Orleans, Jackson and Great Northern Railroad in 1871, was one of the first to conceive of the benefits of removing the railroad shops, and hence his employees, from the high living expenses and "temptations" of the city. His namesake town was established in 1872 based on this idea. It would be a place of industry and never, its charter stipulated, would a saloon be licensed within the city limits.²

The jobs created by the railroad were quickly augmented by the establishment of a saw mill by J. J. White in 1873. The lumber industry was a booming business at this time as swaths of the Gulf South's great reserve of old growth trees were bought up for harvesting. For many men, who had little experience beyond working in the fields and who were struggling to make ends meet in the Reconstruction economy, the lumber industry held the promise of a new life in a town. It is claimed that J. J. White was the first man in Mississippi to use a steam tram railroad for lumber works. A historic image of his operation shows a mostly African-American crew building lines. In 1874, McComb received the addition of the brick general store of A. Heidenrich who operated a brickyard near town.³ Other significant industries that came later were a cotton mill and an ice plant.

With jobs and businesses to support residents, McComb's population grew and by 1881, had exceeded 2,000.⁴ McComb drew its population from near and far. This is reflected in the names and birthplaces of residents interred in Hollywood Cemetery, which was established as the city cemetery at its founding in 1872. Among the places of origin of McComb's early residents are Alabama, Delaware, Georgia, Kentucky, Louisiana, Massachusetts, New York, North and South Carolina, Tennessee, Virginia and Wisconsin, Denmark, England, Germany, Ireland, Italy, Lebanon, Mexico, Poland, Prussia, Russia, Sweden and Syria. Despite this

² *McComb: The First 125 Years* (Marceline, MO: Heritage House, 1996).

³ Charles E. Foot, *McComb 1924-25* (McComb: The McComb Chamber of Commerce, 1924).

⁴ *A Proud Past, A Promised Posterity: Official Centennial Program, McComb Mississippi, 1872-1972 Centennial Celebration*.

States Area Neighborhood Historic District

Pike County, Mississippi

Name of Property

County and State

diversity, a pronounced influence from Gulf Coast communities of French heritage can be inferred from the observance of Mardi Gras with parades as early as the 1890s.⁵

McComb's two existing historic districts represent the commercial development of McComb as it related to both the railroad and the downtown business area. These districts are much smaller than the States Area Neighborhood Historic District and have shorter periods of significance. The McComb Downtown Historic District lies just east of the States Area Neighborhood Historic District and possesses thirty-nine contributing buildings, one contributing object, and sixteen non-contributing buildings with a period of significance of 1890-1953. Though primarily commercial, it includes some government, health care, industry, recreation and culture, and religious properties, as well as a few domestic. Architecturally, it is dominated by one to three story, brick commercial buildings with an influence of late nineteenth-century to early twentieth-century Revival styles. The Kramertown-Railroad Historic District is slightly larger than the downtown district with a total of sixty-three properties and a period of significance of 1880s-1940. Its buildings are industrial and transportation related and significant as examples of late nineteenth-century industrial architecture in Mississippi. The States Area Neighborhood Historic District compliments the existing districts' architectural and historical significance. It reflects the residential community development that occurred in tandem with the growth of the commercial areas. The States Area Neighborhood was developed with middle and upper class housing serving a predominantly white population through its period of significance. Residential development for African Americans occurred on the eastern side of the railroad tracks.

Community Planning and Development

Following the purchase of the land for the city of McComb, the site was surveyed by a Mr. Billings from Colonel McComb's home state of Delaware.⁶ The hilly nature of the topography dictated some variations of a standard north/south and east/west grid in the town's layout. Sheet 1 of the 1898 McComb City Sanborn map shows the plan of the earliest portion of the city clearly. The eastern border of the mapped area is the railroad, which also forms the eastern boundary of the Kramertown-Railroad Historic District, and the western edge is the western side of the States Area Neighborhood Historic District. The States Area Neighborhood Historic District occupies the majority of this map. The early development of McComb was depicted in images published in the New York *Daily Graphic* on April 2, 1874. These illustrations, based on the sketches of New Orleans artist Phillip G. Cusachs, show a collection of railroad buildings, some downtown business including a company store and hotel, a public school, with scattered groupings of houses and a dense tree line beyond.

The States Area Neighborhood Historic District's oldest known resources date to the beginning of McComb. Two duplexes at 323 and 329 Louisiana Avenue (#'s 218, 219; Photos 1 & 2) are two-story, gable-front buildings. They are the only two surviving of a row of Louisiana Avenue houses that were documented in one of Cusachs' 1874 sketches. The published illustration shows four houses of this form standing in dirt yards separated from the dirt avenue by a wooden picket fence. Behind them is a backdrop of trees, while in the foreground stumps poking out of

⁵ *McComb: The First 125 Years*, 4.

⁶ *A Proud Past, A Promised Posterity: Official Centennial Program, McComb Mississippi, 1872-1972 Centennial Celebration*, 10.

States Area Neighborhood Historic District

Pike County, Mississippi

Name of Property

County and State

the earth indicate recent clearing. Keeping up with its population growth, McComb's building stock grew quickly. Sanborn Fire Insurance maps of 1893 show a well-developed town with many single and double residences in addition to businesses and institutional buildings, despite a somewhat challenging terrain. Subsequent maps from 1898, 1904, 1907, 1913, 1918 and 1925 reveal that not only did lots in the States Area fill up to create an increasingly dense built landscape, but earlier buildings were actually replaced as well. While McComb's location on the railroad and the presence of the sawmill would have meant easy access to building materials, another business may have facilitated building from the financial end. Brothers William and Hugh McColgan established the McColgan Building and Loan Association in 1912. According to a 1924 publication, "During the years, by turning over the capital regularly, more than one thousand homes have been built, and the same number of families made happier by having homes of their own."⁷ The Sanborn maps reveal that development of the States Area Neighborhood Historic District was substantially complete by 1925, though some sporadic new construction and replacement of buildings did occur in later years.

McComb's earliest churches were established along Delaware Avenue, from 6th Street to Broadway. The 1898 Sanborn map shows the Catholic church on the south side of Delaware at the west corner of 5th Street; the Baptist church on the north side of Delaware at the east corner of 4th Street; the Presbyterian church on the south side of Delaware at the west corner of 3rd Street; and the Methodist Episcopal Church in the triangular intersection of 3rd Street and Broadway facing the terminus of Delaware. The Presbyterian and Methodist Episcopal church sites stand within the McComb Downtown Historic District, but the Methodist Episcopal Church was replaced by a commercial building. The First Baptist Church relocated to another Delaware Avenue site closer to the interstate. The site of St. Alphonsus Catholic Church, where the congregation's first building was erected 1875-1876, stands within the boundaries of the States Area Neighborhood Historic District. Its property also included a school. Through the years additional congregations were established, and today, there are four historic churches at the edges of the States Area Neighborhood: First Christian Church of McComb, Central Baptist Church, St. Alphonsus Catholic Church, and First Church of the Nazarene.

The First Christian Church occupies the oldest of the religious buildings (#171a; Photo 3), but the congregation and the building did not come to this location until 1921. The building was originally constructed for the Presbyterian Church. According to a history of the J. J. White Memorial Presbyterian Church, their congregation was organized by the Reverend Robert Proctor who came to McComb for this purpose at the behest of Colonel McComb.⁸ Their first building was erected on the Delaware and 3rd Street site in 1876. The First Christian Church erected their first building on Pearl River Avenue and N. Magnolia in 1894, for their then newly organized congregation. In 1905, they purchased the lot a 415 Delaware, but it remained vacant while the Church dwindled in numbers and became dormant in 1912. In about 1919, they sold their building in east McComb, but some members continued meeting in private homes. In 1920, plans to build a new church began. Instead of a new building, however, the First Christian Church acquired the Presbyterian Church's old building and moved to the Delaware lot with the

⁷ Foote, 17.

⁸ J. J. White Memorial Presbyterian Church, "J. J. White's History," <http://www.jjwhitememorial.org/jj-whites-history.html> (accessed April 17, 2012).

States Area Neighborhood Historic District

Pike County, Mississippi

Name of Property

County and State

help of contractors and members, G. W. Netterville and Son and A. R. Netterville. In order to move the building, it was necessary to take down the steeple. A new one of a different form replaced it. By 1923, the new home of the First Christian Church had been painted and by 1929, there were 105 members, including prominent businessman William McColgan.⁹

McComb's Catholics held their first mass in their original church building in 1876. In 1878, the Church acquired an adjacent lot for a school and in 1901, the facilities were augmented with a convent.¹⁰ A new church was built in 1922 (#177a; Photo 4). The convent was closed in 1936 and the school demolished that same year. Sunday school classes were then offered by the Sisters of Notre Dame from Chatawa (a rural town to the south of McComb). In 1957, when the sisters announced they would only continue their teaching for another year, the Catholic community quickly organized to have a new school and convent constructed. The new St. Alphonsus Catholic School and convent were dedicated August 24, 1958 (#86; Photo. 5).¹¹

Central Baptist Church was organized in 1921 in the home of Mr. and Mrs. J. A. Hunt at 418 Missouri Avenue. The 63 members of the new church met in area homes and in City Hall until their first building at College Hill was completed in 1922. Thirty years later, plans began to add an educational building to the site. This building was completed in 1956 and designed to incorporate a new sanctuary, which was eventually completed in 1973, replacing the 1922 church (#38a and b; Photo 6).¹² At the other end of the block stands the former home of the First Church of the Nazarene, constructed in 1950 (#163; Photo 7). This newest addition to the neighborhood religious institutions grew out of a 1922 tent meeting in McComb.¹³ Together, these institutions enhanced the community fabric of the States Area Neighborhood Historic District.

Another component of the historic district that is not residential in function or even a built resource, but is very much a contributing part of the historic plan of the neighborhood is Central Park (#294a-e). Located on 6th Street between Minnesota and Nebraska, it has been reserved as open space since the beginning of the States Area Neighborhood Historic District's development. It was not developed with a formal landscape design. By 1904, the West Side Public School had been erected on the end of the square facing 7th (Liberty) Street. The open space then served as a recreation area for the school and was referred to as "The Dump."¹⁴ There is one historic object within the park: a marble drinking fountain erected in 1916 in honor of Henry Preston Hughes, Superintendent of McComb City Schools.

⁹ George Bronson Netterville, Ph.D., *Always on a Sunday: A History of the First Christian Church of McComb, Mississippi*. (McComb: First Christian Church, 1993), 4-20.

¹⁰ Pike County Catholic Community, "St. Alphonsus - History," Mike Austin, <http://stalphonsuscatholic.com/st-alphonsus-history/> (accessed April 17, 2014).

¹¹ *Let Us Unite: The Parish Family of St. Alphonsus Commemorates 100 Years of Faith and Hope, 1876-1976*.

¹² "Homecoming Revival 2013: Central Baptist Church, A History, 1921-2013." Collection of Central Baptist Church, McComb, Mississippi.

¹³ First Church of the Nazarene, "About Our Church,"

<http://www.netministries.org/frames.asp?ch=ch05559&st=MS&name=First%20Church%20of%20the%20Nazarene&city=McComb> (accessed April 17, 2014).

¹⁴ Pearl Rushing Strange, e-mail to author, April 12, 2014.

States Area Neighborhood Historic District

Pike County, Mississippi

Name of Property

County and State

The City of McComb provided facilities for the education of its residents from its early years. The sketches of the town published in the *Daily Graphic* in 1874 show a two-story city school house. It most likely served only white students. In 1898, this building, located on Broadway, remained the only public school, but by 1904, the city had three public schools including the west side location noted above. Sanborn maps show that by 1913, the West Side Public School had been designated the West Side Public High School and by 1918 a new high school building had been erected between the old building and 7th Avenue. The new facility included a gymnasium with a swimming pool and designated areas for domestic sciences and manual training.¹⁵ In 1924, this was among schools that a city promoter boasted were, "with single exception, of the most modern design, and equipped with every possible facility for advancing education."¹⁶ However, in November of 1943, a fire destroyed the existing building.¹⁷ This left the necessity and the opportunity to rebuild an even better school attuned to the latest theories of ideal educational facilities. Classes were temporarily held in the First Baptist Church and the Centenary Methodist Church. The new McComb High School was designed by Jackson architect, E. L. Malvaney, who was selected over local architect Howard Ryan.¹⁸ The new high school was constructed in 1948-49 on an empty lot on the west side of 7th between Virginia and Louisiana Avenues (#153; Photo 8). This was at the very edge of the original neighborhood's development, just inside the western boundary of the States Area Neighborhood Historic District, and just across Virginia Avenue from the city cemetery. The auditorium, band room, speech room, piano room, visual education room, cafeteria and physical education room were the last parts to be completed, and the first class to graduate in the auditorium was that of 1950.¹⁹

At the turn of the twentieth century, the States Area neighborhood also included a facility for the higher education of women. The McComb City Female Institute, was established in 1894 and located on Missouri (Morehouse) Avenue between 3rd Street and Chestnut (2nd) Street. In 1911, this institution merged with Jackson's Belhaven College and by 1913, the institute's study hall was gone and the dormitory/dining room building vacant.²⁰ By 1918, most of this 400 Missouri Avenue block had been subdivided for residences.

Although all the above described institutions had social functions, perhaps the most socially based building within the States Area Neighborhood Historic District was the Myrtle Lodge (#218; Photo 1). Built as part of a row of two-story duplexes in the 1870s, the lodge came to be the home to the Knights of Pythias between 1925 and 1934, when cornerstones document that the brick portico was added. Founded in McComb in 1882, the organization is one of the city's oldest. It also had a female counterpart, the Pythian Sisters.²¹

The States Area Neighborhood Historic Neighborhood was never commercial in nature. Just two historic commercial properties exist within the district boundaries and both are compatible with

¹⁵ McComb City Sanborn Fire Insurance Map, 1918, sheet 12.

¹⁶ Charles E. Foot, *McComb 1924-25* (McComb: The McComb Chamber of Commerce, 1924).

¹⁷ Minutes of the McComb Public School Board of Trustees as reported to the author by Sammy Clark, former Assistant Principal of McComb High school (1988-2004) in e-mail to author, April 28, 2014.

¹⁸ Ibid.

¹⁹ Ibid.

²⁰ McComb City Sanborn Fire Insurance Map, 1913, sheet 16.

²¹ Pearl Rushing Strange, note to author, April 2, 2014.

States Area Neighborhood Historic District

Pike County, Mississippi

Name of Property

County and State

the residential character. These were Bill's Cash Store and Grocery at 630 Missouri Avenue (#328) and B. V. Slader's Shop at 329 7th Street (#157), which later became Lee's Block and Cabinet Works. Bill's Cash and Grocery was owned by Albert E. Andrews, who also served as mayor of McComb from 1951-52. This was his second store; he had previously operated a smaller one on 5th Street. In keeping with the residential pattern of the neighborhood Albert E. and Josephine Andrews lived next to the store.²²

The corner of Virginia and 7th Street was undeveloped in 1913, but by 1918 a small contractor's shop had been erected at the back of B. V. Slader's property at 329 7th Street. His house next door at 325 7th Street was built about the same time. B. V. Slader & Son was incorporated in November of 1916.²³ Slader came to McComb from England in 1904. According to a 1925 publication, he "added to his equipment molds for the manufacture of concrete building blocks, and the amount of that material employed in the construction of McComb residences and business buildings indicate that his business has been more than ordinarily successful."²⁴ The same publication includes a photograph of Slader's crew working on cast concrete columns in front of the gable-front shop on 7th Street. The property was still being used for cement manufacturing in 1949 according to that year's Sanborn map, which depicts the footprint of the present roadside concrete block shop, having replaced the smaller c. 1916 building. Slader died in 1950 and his property was inherited by Robert T. and Ollie P. Lee, who lived at 325 7th Street and turned the cement shop into Lee's Block and Cabinet Works.²⁵

Finally, on the western edge of the original town layout, just beyond Slader's cement manufacturing, lies an essential part of the city, Hollywood Cemetery (# 466; Photos 8-11). Originally known as McComb City Cemetery, the burial place was established in 1872, the year the city itself was established and it is very much a historical record of the people who shaped the place. "Hollywood cemetery is the resting place of a governor, a United States congressman, state representatives, many of the mayors of McComb, a brigadier general and veterans of numerous wars and conflicts."²⁶ Grand tombs mark the family resting places of McComb's leading businessmen like J. J. White and the McColgans. Also represented in the cemetery are artists and artisans like photographer Johns Carlos Parker and cast concrete manufacturer Basil V. Slader. The cemetery was expanded in 1904 and renamed Hollywood in 1924. Further expansions occurred in 1934 and 1954 and still later in 1962, 1972, and 2000. The earlier portions that were established within the period of significance are included in the district's boundaries

Like the intermingled residences, the surviving resources that served as anchoring institutions and sites remain largely intact with good integrity of feeling, association, setting, location,

²² Strange, email to author, April 14, 2014.

²³ Bizapedia, "B. V. Slader & Son, Incorporated," <http://bizapedia.com/ms/B-V-SLADER-SON-INCORPORATED.html> (accessed January 10, 2014).

²⁴ Foote, 28.

²⁵ Pearl Rushing Strange, email to author, April 14, 2014; McComb City Directory, 1955.

²⁶ "Hollywood Cemetery" index, map, and brief history located at the City of McComb, Public Works, Cemetery/Parks division office, 900 Pennsylvania Avenue.

States Area Neighborhood Historic District

Pike County, Mississippi

Name of Property

County and State

workmanship, design, and materials. They compliment the residential aspect of the community's planning and development between 1872 and 1964.

Architecture

Displaying a variety of architectural styles that occurred in Mississippi from the 1870s to the 1960s, the States Area Neighborhood Historic District is much more architecturally dynamic than either the McComb Downtown or the Kramertown-Railroad Historic Districts. It features vernacular interpretations as well as a handful of more textbook expressions of styles that include Greek Revival, Italianate, Gothic Revival, Queen Anne, Colonial Revival, Classical Revival, Romanesque, Craftsman, Art Deco, International, Minimal Traditional, and Ranch. By far, however, it is the Queen Anne and Craftsman styles that dominate the district.

Greek Revival

The Greek Revival style that was employed in United States mostly between 1820 and 1860, enjoyed great popularity in Mississippi during the antebellum and early postbellum years. It found a particular place in the material culture of plantation owners as well as in plantation-tied towns like Natchez and Columbus. In residences of the wealthy, Greek Revival designs often emphasized the social hierarchy. Cornices and window mouldings finely detailed with anthemion, egg and dart, mutules, or Greek key designs spoke of refinement. The two-story, full-façade, columned porch of the grandest plantation homes resounded of grandeur and order. It has become an icon of the antebellum South, but was hardly the ordinary expression of this broadly enjoyed style. Vernacular interpretations borrowed details selectively. Simple adjustments of massing and a few decorative features were applied to traditional forms. Sometimes gables were oriented to the front to resemble the temple form.

Pike County's only Greek Revival property individually listed for its significance in the area of architecture is Magnolia Manor, in the town of Osyka south of McComb. Built c. 1868-69, it is an excellent example of Greek Revival cottage built in the post-Civil War years. It combines a one-and-a-half story, five-bay cottage form with restrained, but strong Greek Revival details. A flat-roofed full width front porch is emphasized with a tall frieze. Moulded crowns adorn the entrance and flanking six-over-nine, floor-length windows. McComb's 1872 founding date puts it well past the height of Greek Revival, yet its continuing influence can still be seen. One example, at 234 4th Street (# 51a; Photo 12) belongs to a similar genre of the style as Magnolia Manor. Although a redone porch, added dormer, and possibly changed roof line give it the immediate appearance of a Craftsman bungalow, the entrance and symmetrically flanking windows and their quintessentially Greek Revival surrounds belie this impression. The entrance features a tall, three-pane transom, and three-pane side lights, typical of the Greek Revival style while the windows are six-over-nine and extend to the floor like those of Magnolia Manor. The surrounds of all are battered, with slightly pointed lintels, and ears.

Two other resources also show residual Greek Revival influence. Myrtle Lodge at 323 Louisiana Avenue and its neighbor, the Beaman House at 329 were constructed c. 1872 (#'s 218, 219; Photos 1 & 2). They appear as part of a row of two-story, gable-front duplexes in an 1874 sketch from the New York *Daily Graphic*. As seen there and as depicted on the 1898 Sanborn map, they originally had wraparound porches. Both buildings have been altered, but in different

States Area Neighborhood Historic District

Pike County, Mississippi

Name of Property

County and State

ways, such that the original features of the buildings may be interpreted by studying both in combination with the sketch and map. Both were four bays wide on the first and second floor as the Beaman House remains today. Their gables are proportioned like the pediment of a Greek temple. The gables are accentuated by wide raking cornices that are artfully cut away at the peak to create a rounded arch just over the rectangular, louvered attic vents. As seen in the sketch and found on Myrtle Lodge, the original windows were six-over-six on the second floor and on the first floor were all French doors of four panes each. The window and door surrounds are plain and flat except for the slightly pointed crowns typical of Greek Revival designs. The porches, which were removed from both buildings, wrapped from the front down the length of both sides and are shown in the sketch as supported by posts with no railings between.

Italian Villa

The Italian Villa, or Italianate style appeared in the United States mostly between 1840 and 1890. Although the period of the style overlapped with that of the Greek Revival and indeed, some building designs drew from elements of both, it was much less widely popular across the South than the Greek Revival. The dearth of Italianate buildings is partly attributable to the interruption in building caused by the Civil War and Reconstruction.²⁷ The National Register nomination for the Patrick Murphy House in Natchez, MS (destroyed by fire in 1993) indicates that Italianate buildings constructed between 1872 and 1880 are rare in Mississippi. Yet, in towns like McComb that were born and growing in the 1870s, the Italianate style certainly did make a showing. One need only to look again to the 1874 images of the town to see the characteristic Italianate features of low-pitched roofs with deep bracketed eaves and tall, narrow curve topped windows. Like the other early wooden buildings of the town, most of these 1870s Italianate buildings have disappeared. Just one Italianate style resource remains in the States Area Neighborhood Historic District.

The one excellent example of the style is located at 501 A&B 3rd Street (#22; Photo 13). It is a gable-front, two-story, duplex clad in wood weatherboards. Its low-pitched roof is supported by curved brackets and displays decoratively sawn rafter ends. Beneath the gable eaves, the trim is ornamented by applied circles. The segmentally arched, four-over-four windows with moulded surrounds are typical of the Italianate style. The three-bay, two-story, gable-front form was also common among Italianate buildings. The 1913 Sanborn map shows that the building originally had a full-width front porch and another home of identical foot print stood next to it. This was one of the first parts of the city developed and this house was likely constructed around 1873.

Gothic Revival

The duration of the Gothic Revival style's popularity from the 1830s through the 1880s overlapped with that of the Greek Revival and Italianate styles. Characterized by steeply pitched roofs and pointed arched windows and other features, Gothic Revival style appears in a number of isolated examples, but was not used nearly as extensively as the Greek Revival style for domestic design in Mississippi. It did, however, have lasting popularity in ecclesiastical design, in which it carried on long past the 1880s. Although the 1874 sketches of McComb show a fine example of a Gothic Revival cottage, no Gothic Revival residences are found in the

²⁷ Virginia and Lee McAlester, *A Field Guide to American Houses* (New York: Alfred A. Knopf, 1997), 212.

States Area Neighborhood Historic District

Pike County, Mississippi

Name of Property

County and State

States Area Neighborhood Historic District today. The sole example of the Gothic Revival style in the district is the church constructed in 1876 for the Presbyterian Church and now used by the First Christian Church (#171a; Photo 3). Its lancet windows, buttressed bell tower, and rose window are typical of Gothic Revival church design.

Queen Anne

Picking up where the Greek Revival, Italianate, and Gothic Revival Styles left off, the Queen Anne style found far-reaching appeal. Occurring at the same time that new framing techniques allowed for greater variation in floor plans and wall planes, and relying heavily on applied ornaments the Queen Anne style held potentially almost boundless permutations. While the Italianate and Gothic Revival styles were used less in the South than in the North, Queen Anne buildings abound in the region. This is particularly true in late nineteenth century railroad towns and McComb is no exception. The Queen Anne is the most popular style in the States Area Historic District aside from the Craftsman style. It shapes most of the houses constructed prior to 1910.

Most of the Queen Anne houses in the States Area Neighborhood Historic District are one-story. Many follow the L front form, while some are pyramidal or hip-roofed cottages with lower cross gables. An example of the later appears in a postcard with a handwritten note dated August 17, 1907 that reads, "Be It Ever So Humble, There's No Place Like Home."²⁸ The house at 317 Nebraska Avenue (#347a; Photo 14) is a good example of the small, two-bay version of this form. It is minimally decorated with staggered shingles in the front gable, a circular sawnwork vent, turned porch posts and balusters and sawn porch brackets. Larger and more elaborate versions of this form with sawnwork and spindlework are found at 228 21st Street (#160; Photo 15), 601 Missouri Avenue (#323a; Photo 16), and 730 Pennsylvania Avenue (#395a; Photo 17). The last of these also features a steeply pitched gable dormer that harkens back to the Gothic Revival style, but displays a rounded arched window. Still bearing the hip and lower cross gable form, but with the addition of a turret is 327 Missouri Avenue (#301; Photo 18). It also has a highly decorative architrave of sawnwork and spindles combined in a rosette pattern. Pinned within the sawnwork porch brackets are large turned balls. This house was once one of an identical pair as seen in an undated Forest Lamar Cooper postcard collection.

The Free Classic Queen Anne style also appears in the hip roof and lower cross-gable form in the district. The house at 519 Virginia Avenue is an excellent example of the hip and lower cross gable form with Free Classic Queen Anne details. The porch is supported by columns with pronounced entasis. Its frieze is embellished with turned rosettes and a dentil band. A corner pavilion is a notable feature of the house. The pedimented front gable and dormer and a Palladian window add to the Free Classic aesthetic. The grandest Queen Anne residence in the States Area Historic District is the two-and-a-half story version of the Queen Anne style at 302 3rd Street, the William Frederick Holmes House (13a; Photo 20). It has been individually listed on the National Register of Historic Places for its significance as one of the best examples of the Free Classic Queen Anne style in McComb and Pike County (NR, 2004). It is in the Free

²⁸ Forest Lamar Cooper Postcard Collection, Mississippi Department of Archives and History.

States Area Neighborhood Historic District

Pike County, Mississippi

Name of Property

County and State

Classic mode with Ionic porch columns, and a pedimented porch entryway. Its defining feature is a slender turret that rises three stories. A barrel roofed dormer is also a distinctive feature.

More typical of the survey area are L front forms that might be categorized as Folk Victorian, such as 225 4th Street. Still other variations of form in the Queen Anne style can be found in the district. 313 Missouri Avenue (#298; Photo 22) has a steep gable on hip roof with a center gable adorned by a sawnwork rosette. 403 and 529 Delaware Avenue (#s 168 and 179; Photos 23 and 24) both have large front gables with lower gabled bays. 529 3rd (#28s; Photo 25) has a tall hip roof dominated by an equally high pedimented center gable with a carved sunburst motif.

Perhaps the most unusual Queen Anne residence in the States Area Neighborhood Historic District is 209 5th Avenue (#81; Photo 19). It is notable because it features a distinctive cast stone exterior on its two story with corner tower form. Cast stone is an integral part of this building's foundation that includes a full-height basement, and it was even used for the porch posts. An undated postcard image shows the house with its one-story neighbor under the title "Residence of E. C. Fordish."²⁹ The image reveals that the home's tower originally had a third story with a crenellated parapet. The intact building fabric includes a spindlework screen door.

As porches are one of the most easily changed and quickly deteriorating features of a building, there are many good examples of houses in the Queen Anne style that have had alterations to their porches in the later Craftsman style. Some also display bungalow three-over-one windows. Typical examples of houses in the Queen Anne style with alterations to their porches in the Craftsman style are 403 Delaware Avenue (#168; Photo 23) and 420 Edgar Street (#203; Photo 25).

Craftsman

The Craftsman style is predominantly found in homes built or altered between 1905 and 1940. It was popular throughout the country. Its character-defining low-pitched roof with deep bracketed eaves and porches with battered posts made it easily applied to modest one-story to one-a-half story homes, though large examples of the style do exist. The deep eaves and porch also made it very well-suited to the warm climate of the south. It is commonly found in houses of the 1905-1940 period throughout Mississippi; and it is the dominant style of houses built during these years in the States Area Neighborhood Historic District.

Early twentieth-century Craftsman bungalow houses, mostly with a gable front form, are scattered throughout the district. In fact the style is the most prevalent of the historic structures in the area. Bungalows tend to be relatively simple in design and detailing with many exhibiting simple Craftsman style details such as exposed rafter ends, deep bracketed eaves, bungalow windows, battered porch posts on pedestals and apron walls. Many examples of the style feature broad porches that may also incorporate porte cochères in their designs. In contrast with some of the examples of the Queen Anne style, most of the Craftsman residences are fairly modest and none could be considered truly high style. It would seem that those who chose to build very

²⁹ Ibid.

States Area Neighborhood Historic District

Pike County, Mississippi

Name of Property

County and State

large homes during the Craftsman style reign of popularity chose the Classical Revival/ Neoclassical style instead.

There are many excellent examples of Craftsman bungalows in the States Area Neighborhood Historic District. 224 4th Street (#48; Photo 28), 525 Virginia Avenue (#440; Photo 29), and 512 Louisiana Avenue (#233a; Photo 30) are just a few of the examples possessing excellent integrity that demonstrate some of the variety of forms and details found in the district's bungalows. Each display the de rigueur low-pitched roof with deep eaves, porch supported by battered posts, and bungalow windows, but the arrangement of elements in each home is different. They show the use of jerkinhead roof as well as standard gables. An eyebrow dormer adorns 525 Virginia Avenue (#440; Photo 29), while 224 4th Street (#48; Photo 28) exhibits a prominent latticed attic vent. The use of latticed attic vents as well as lattice between piers is seen in many of the district's Craftsman residences. 231 Thompson Street (412a; Photo 31) is an example of an early (c. 1910) bungalow with traditional six-over-six window sash and straight boxed porch posts combined with Craftsman-style exposed rafter ends, latticed vents in its gable peaks, and vertical lattice between the piers of the house and the detached garage. In addition to typical bungalow forms, the survey area features some more vernacular cottage forms that display Craftsman influences. One example is 325 Edgar Street (198a; Photo 32). This resource also features a shapely curvature of the rafter ends found on many of McComb's Craftsman buildings. This can be seen well on 805 Pennsylvania Avenue (397a; Photo 33).

Classical Revival

Nationally, the Classical Revival or Neoclassical style spanned the period from 1895 to about 1950. In the States Area Neighborhood Historic District, its period of use was briefer. Contrary to the Craftsman style, that was well-suited to smaller homes, the Classical Revival style assumed a certain grandness and was most often used for substantial two-story residences. In the States Area Neighborhood Historic District, it seems to have been reserved for the few large homes built after the end of the Queen Anne period. The Hilborn B. Holmes House, "Brentwood" at 601 Delaware Avenue (#180; Photo 34) was constructed in 1912 and is individually listed on the National Register for its architectural significance (NR, 1989). It is an exemplary Classical Revival design that essentially has two front elevations: one facing Delaware Avenue and one facing 6th Street. The full-façade portico that is a defining characteristic of the style presides over the Delaware Avenue façade while a nearly as grand, semicircular, one-story portico graces the 6th Street side. Ionic columns abound at both entrances and a modillion cornice wraps the house.

The Dr. William Neville House at 620 3rd Street (#34a; Photo 35) was also designed to impress. Its two-story porch, supported by Ionic columns, extends partially across the front façade, wraps to the side and extends to form a porte cochère. Originally clad in wood weatherboard, this c. 1910 residence was veneered with brick sometime after 1925 as indicated by Sanborn maps. Just two doors down at 606 3rd Street (#30a) is the States Area Neighborhood Historic District's only other Classical Revival/ Neoclassical example. It is the latest, constructed c. 1930. Maps show that it replaced an earlier residence with a Queen Anne footprint. This house demonstrates shifts in the style. While still a large house, it is more restrained than the earlier examples. Its two-

States Area Neighborhood Historic District

Pike County, Mississippi

Name of Property

County and State

story porch is supported by four Doric columns. The semielliptical transom and sidelights of the entrance are the focal point of the elevation which is otherwise devoid of ornamentation.

Colonial Revival

The Colonial Revival style shares many of the same Classical details with the Classical Revival/ Neoclassical style as well as its time period. Nationally, the Colonial Revival style came into use as early as the 1880s. Many times, its influence was found in combination with the prevalent Queen Anne style, as in Free Classic Queen Anne designs. In the States Area Neighborhood Historic District, its early appearance is limited to buildings of this type. Several twentieth-century houses display some influence of the Colonial Revival style, primarily in their entrance porches, but few full-fledged examples are found in the district.

One of the best examples is the large, two-story brick house at 229 5th Avenue (#84a; Photo 36). Constructed around 1920, it replaced an earlier building on the site. With its modillion cornice and a portico consisting of four Doric columns supporting a Doric frieze complete with triglyphs, it is similar in Classical elegance to the above described Classical Revival examples and is lacking only in a full-façade porch to equal them. Displaying Colonial Revival features at a much smaller scale is a residence at 424 Louisiana Avenue (#226; Photo 37). Its jerkinhead roofline is reminiscent of many bungalows in the neighborhood, but its pedimented entrance surround, molded cornice with end returns, and pilaster and arch key details are strongly Colonial Revival.

There is one Colonial Revival apartment building located in the survey area at 519 Missouri Avenue (#319a) built around 1945. It is a brick veneer, two-story building with a simple symmetrical façade and an entrance surrounded by glass blocks recessed behind an opening framed with pilasters supporting an entablature.

Romanesque

The Romanesque style is usually equated with the influence of H. H. Richardson and is considered to have had a brief life from roughly 1880 to 1900. While this style, denoted by the use of rounded arches and rusticated masonry, is mostly limited to this time frame, the use of rounded arched openings recalling the architecture of northern Italy carried beyond that in ecclesiastical design. It had particular resonance for the Roman Catholic Church. The only pure example of the Romanesque in the States Area Neighborhood Historic District belongs to the ecclesiastical strain found in the twentieth century.

St. Alphonsus Catholic Church is a high style example of Romanesque church design (#177a; Photo 4). It was designed by the architecture firm of Kramer and Lindsley. Xavier A. Kramer was a Pike County native and became established in McComb in 1920 with his purchase of the McColgan Hotel and the McComb Ice Factory. He was elected mayor of McComb in 1928.³⁰ Construction of St. Alphonsus Catholic Church was completed by local builder, Gilbert A.

³⁰ Mississippi Department of Archives and History, Historic Resources Database, <http://www.apps.mdah.ms.gov/Public/rpt.aspx?rpt=artisanSearch&Name=Kramer&City=Any&Role=Any> (accessed July 6, 2014).

States Area Neighborhood Historic District

Pike County, Mississippi

Name of Property

County and State

Wennerlund in 1922. Square towers flank a gable-front, cruciform sanctuary clad in brick veneer and covered by a terracotta tile roof. The rounded arch repeats throughout: windows are composed of paired rounded-arch sash set in rounded-arch openings; bell rooms of the towers feature rounded arched openings; and decorative brick and stucco friezes consist of rounded arches and crosses. In 1934, a Romanesque brick vestibule was added to the Myrtle Lodge (#218; Photo 1). It features a rounded arched entrance flanked by two narrow rounded arched windows.

Tudor Revival

The Tudor Revival style was used in American house designs from the 1890s through the 1940s, but was particularly popular in the 1920s and 1930s. Since the States Area Neighborhood Historic District housing stock was well-established by the 1920s, its share of Tudor Revival buildings is small. These buildings are identifiable through the use of steeply pitched roofs and decorative stickwork typical of the style. Excellent examples are found at 310 Edgar Street (#195; Photo 38) and 614 3rd Street (31a; Photo 39). Both are brick, one-story, side-gable residences. 310 Edgar has a common Tudor Revival cottage form with a steeply pitched front cross gable grouped with a front chimney and lower front-gabled entranceway. 614 3rd Street has a more formal design. The entrance features a cast stone surround with a low pointed arch and is crowned by a stickwork gable.

Minimal Traditional and Ranch

The Minimal Traditional and Ranch styles are primarily a Post-World War II phenomenon in American house design. The Minimal Traditional style experienced a bit earlier wave of popularity, beginning in the 1930s to c. 1950. Commonly having a side-gable form, with a lower front gable it played off Tudor Revival shapes but with simplified detailing. The use of the Ranch house form continued on through the twentieth century even as it lost some of its early stylistic character. Early examples emphasize horizontality with elements like wide and low chimneys. They commonly feature picture windows and built-in planters that spoke to a new mode of domestic life. Garages and car ports were also commonly incorporated with the house design.

These styles are only represented in small numbers in the States Area Neighborhood Historic District, since the neighborhood achieved a good density by 1925, leaving little room for later development. It is clear that a few of the Ranch homes in the district replaced earlier homes, possibly lost to fire. Typical Minimal Traditional houses are found at 519 4th Street (#70; Photo 40), 330 Missouri Avenue (#302a), 510 Pennsylvania Avenue (#376a), and 307 Virginia Avenue (#415). At 400 Pennsylvania Avenue (#371a; Photo 41) is an excellent example of the style. It features a glass block sidelight at the entrance, a broad chimney centered on the front elevation and aluminum windows. 601 Virginia Avenue (#441; Photo 42) is a good example of a modest Ranch house with the extra modern touch of triangular fins supporting the eaves on either end of the front façade.

Mid-century Modern

In the twentieth century, architects pushed building design in new directions leaving behind traditional forms and applied ornament. Flat roofs and unbroken expanses of glass were among

States Area Neighborhood Historic District

Pike County, Mississippi

Name of Property

County and State

the characteristics of modern design previously unseen in architecture. Residential modernism was found in isolated examples across the United States as early as the 1920s, but its popularity was limited. California, the nexus of new things, was one of the exceptional locations where there was a concentrated uptake in modern architecture. In most Southern towns, a taste for more traditional residential architecture prevailed. This was certainly the case in the States Area Neighborhood Historic District. There is only one house that eschews traditional features in favor of a blatantly contemporary design: 613 Missouri Avenue (#324; Photo 43) was constructed around 1950 for Orville T. Steele, a supervisor at M. D. Hayles Lumber Company.³¹ The main portion of the home features a steep shed roof and a wide band of fixed louvers built into the top portion of the higher wall. A one-story, flat-roofed section connects the main portion to a combination flat and shed roof carport.

While contemporary design in domestic buildings was not widely favored in much of the Southern United States, mid-century modern styles found a greater acceptance in institutional and commercial architecture. This was the case in McComb. In the States Area Neighborhood Historic District, there are three examples of modern institutional buildings. They display different strains of the modern aesthetic. The earliest of the three is the 1949 McComb High School building designed by Jackson, Mississippi architect E. L. Malvaney (#153; Photo 8). Its entrance, which is recessed between curving, ridged, cast stone walls and topped by a shallow canopy supporting the words "high school" executed in stylized concrete lettering is purely Art Moderne. The absence of decorative ornamentation on the rest of the smooth and sharply squared façade indicates the additional influence of the International style. Central Baptist Church at 719 3rd Street combines a 1957 brick educational building of late International and Art Moderne inspirations with a non-contributing, 1973 Wrightian sanctuary (#38a and b; Photo 6). The 1958 St. Alphonsus Catholic School building's use of decorative concrete screening recalls the New Formalist style of Edward Durrell Stone (#86; Photo 5).

Conclusion

Together, the historic resources of the States Area Neighborhood Historic District depict a complete stylistic picture of the district's period of significance, for 1872 to 1964. They illustrate the growth of the area from its earliest days of railroad town housing, when the row of duplexes on Louisiana Avenue is said to have served as worker housing, to a full-fledged neighborhood with churches, schools, a park, a cemetery, and some commercial enterprises.³² As a whole, the district retains excellent integrity of setting, location, design, materials, workmanship, feeling, and association.

³¹ Pearl Rushing Strange, e-mail to author, April 14, 2014.

³² Strange, e-mail to author, April 9, 2014.

States Area Neighborhood Historic District
Name of Property

Pike County, Mississippi
County and State

9. Major Bibliographical References

Bibliography (Cite the books, articles, and other sources used in preparing this form.)

Cooper, Forrest Lamar, Postcard Collection. Mississippi Department of Archives and History.

Foot, Charles E. *McComb 1924-25*. McComb: The McComb Chamber of Commerce, 1924.

Holmes, Hilborn B., House. National Register of Historic Places nomination form. On file at the Mississippi Department of Archives and History (Jackson, Mississippi).

Holmes, William Frederick, House. National Register of Historic Places nomination form. On file at the Mississippi Department of Archives and History (Jackson, Mississippi).

"Hollywood Cemetery" index, map, and brief history located at the City of McComb, Public Works, Cemetery/Parks division office, 900 Pennsylvania Avenue.

"Homecoming Revival 2013: Central Baptist Church, A History, 1921-2013." Collection of Central Baptist Church, McComb, Mississippi.

Kramertown-Railroad Historic District. National Register of Historic Places nomination form. On file at the Mississippi Department of Archives and History (Jackson, Mississippi).

Let Us Unite: The Parish Family of St. Alphonsus Commemorates 100 Years of Faith and Hope, 1876-1976. Collection of Pearl Strange, McComb, Mississippi.

McComb Downtown Historic District. National Register of Historic Places nomination form. On file at the Mississippi Department of Archives and History (Jackson, Mississippi).

McComb: The First 125 Years. Marceline, MO: Heritage House, 1996.

McComb Subject File – Located at the Mississippi Department of Archives and History (Jackson, Mississippi).

Netterville, George Bronson, Ph.D. *Always on a Sunday: A History of the First Christian Church of McComb, Mississippi*. McComb: First Christian Church, 1993.

Preziosi, David. "Historic Resource Survey Report: McComb, Pike County, Mississippi." 2011. On file at the Mississippi Department of Archives and History (Jackson, Mississippi).

States Area Neighborhood Historic District
Name of Property

Pike County, Mississippi
County and State

A Proud Past, A Promised Posterity: Official Centennial Program, McComb Mississippi, 1872-1972 Centennial Celebration. Genealogy Collection, McComb Main Branch, Pike-Amite-Walthall Public Library.

Sanborn Fire Insurance Maps for McComb, Mississippi: 1893, 1898, 1904, 1907, 1913, 1918, 1925, 1925 - 1949.

Strange, Pearl R. Interview by author, McComb, MS, March 29, 2014.

Previous documentation on file (NPS):

☐ preliminary determination of individual listing (36 CFR 67) has been requested
☐ previously listed in the National Register
☐ previously determined eligible by the National Register
☐ designated a National Historic Landmark
☐ recorded by Historic American Buildings Survey # _____
☐ recorded by Historic American Engineering Record # _____
☐ recorded by Historic American Landscape Survey # _____

Primary location of additional data:

☐ State Historic Preservation Office
☐ Other State agency
☐ Federal agency
☐ Local government
☐ University
☐ Other
Name of repository: _____

Historic Resources Survey Number (if assigned): _____

10. Geographical Data

Acreage of Property 237 acres

Use either the UTM system or latitude/longitude coordinates

Latitude/Longitude Coordinates

Datum if other than WGS84: _____
(enter coordinates to 6 decimal places)

States Area Neighborhood Historic District
Name of Property

Pike County, Mississippi
County and State

- | | |
|--------------------------|------------------------|
| 1. Latitude: 31.243758° | Longitude: -90.454025° |
| 2. Latitude: 31.243271° | Longitude: -90.454380° |
| 3. Latitude: 31.243354° | Longitude: -90.454566° |
| 4. Latitude: 31.242879° | Longitude: -90.454889° |
| 5. Latitude: 31.242757° | Longitude: -90.454629° |
| 6. Latitude: 31.242033° | Longitude: -90.455161° |
| 7. Latitude: 31.241836° | Longitude: -90.454811° |
| 8. Latitude: 31.241198° | Longitude: -90.455227° |
| 9. Latitude: 31.240662° | Longitude: -90.454412° |
| 10. Latitude: 31.240853° | Longitude: -90.453235° |
| 11. Latitude: 31.240201° | Longitude: -90.453090° |
| 12. Latitude: 31.238644° | Longitude: -90.453231° |
| 13. Latitude: 31.238720° | Longitude: -90.452806° |
| 14. Latitude: 31.236931° | Longitude: -90.452420° |
| 15. Latitude: 31.236680° | Longitude: -90.453428° |
| 16. Latitude: 31.236636° | Longitude: -90.458290° |
| 17. Latitude: 31.237501° | Longitude: -90.457727° |
| 18. Latitude: 31.237784° | Longitude: -90.458383° |
| 19. Latitude: 31.237367° | Longitude: -90.458682° |
| 20. Latitude: 31.237709° | Longitude: -90.459389° |
| 21. Latitude: 31.237364° | Longitude: -90.459595° |
| 22. Latitude: 31.237572° | Longitude: -90.460029° |

States Area Neighborhood Historic District
Name of Property

Pike County, Mississippi
County and State

23. Latitude: 31.238411°	Longitude: -90.459612°
24. Latitude: 31.239985°	Longitude: -90.463170°
25. Latitude: 31.240378°	Longitude: -90.463062°
26. Latitude: 31.240233°	Longitude: -90.469720°
27. Latitude: 31.242110°	Longitude: -90.469824°
28. Latitude: 31.242173°	Longitude: -90.463361°
29. Latitude: 31.244877°	Longitude: -90.463460°
30. Latitude: 31.247495°	Longitude: -90.461495°

See continuation sheet

Or

UTM References

Datum (indicated on USGS map):

☐ NAD 1927 or ☐ NAD 1983

1. Zone:	Easting:	Northing:
2. Zone:	Easting:	Northing:
3. Zone:	Easting:	Northing:
4. Zone:	Easting :	Northing:

Verbal Boundary Description (Describe the boundaries of the property.)

Roughly bounded by Delaware Avenue on the north, to the intersection with 3rd Street; 3rd Street to Louisiana Avenue and 5th Avenue to Broadway; then bounded Broadway on the east, but not including properties facing Broadway, to the intersection with 21st; 21st on the

States Area Neighborhood Historic District

Name of Property

Pike County, Mississippi

County and State

south to the intersection with 3rd Street; 3rd Street to Pennsylvania Avenue; Pennsylvania along the south to the entrance of Hollywood Cemetery.

Boundary Justification (Explain why the boundaries were selected.)

The boundary of the States Area Neighborhood Historic District is drawn to include a contiguous group of resources contributing to the architectural and historical development of the States Area Neighborhood Historic District between 1872 and 1964, with the least number of non-contributing resources, and avoiding overlap with previously listed districts.

11. Form Prepared By

name/title: Laura Ewen Blokker
organization: Southeast Preservation
street & number: 11627 Hwy 37
city or town: Greensburg state: LA zip code: 70441
e-mail: lblokker@sepreservation.com
telephone: 985-514-7802
date: April 24, 2014

Additional Documentation

Submit the following items with the completed form:

- **Maps:** A USGS map or equivalent (7.5 or 15 minute series) indicating the property's location.
- **Sketch map** for historic districts and properties having large acreage or numerous resources. Key all photographs to this map.
- **Additional items:** (Check with the SHPO, TPO, or FPO for any additional items.)

States Area Neighborhood Historic District
Name of Property

Pike County, Mississippi
County and State

Photographs

Submit clear and descriptive photographs. The size of each image must be 1600x1200 pixels (minimum), 3000x2000 preferred, at 300 ppi (pixels per inch) or larger. Key all photographs to the sketch map. Each photograph must be numbered and that number must correspond to the photograph number on the photo log. For simplicity, the name of the photographer, photo date, etc. may be listed once on the photograph log and doesn't need to be labeled on every photograph.

Photo Log

Name of Property: States Area Neighborhood Historic District

City or Vicinity: McComb

County: Pike

State: Mississippi

Photographer: David Preziosi, Laura Ewen Blokker, Barry White, MDAH

Date Photographed: March 22-23, 2011, April 9-10, 2012, January 10, 2014, January 31, 2014, February 13, 2014, March 29, 2014, and July 10, 2014

Description of Photograph(s) and number, include description of view indicating direction of camera:

- 1 of 55: 323 Louisiana Avenue, Myrtle Lodge. Camera facing southwest.
- 2 of 55: 329 Louisiana Avenue, Beaman House. Camera facing southwest.
- 3 of 55: 415 Delaware Avenue, First Christian Church. Camera facing southwest.
- 4 of 55: 509 Delaware Avenue, St. Alphonsus Catholic Church. Camera facing southeast.
- 5 of 55: 104 5th Street, St. Alphonsus Catholic School. Camera facing west.
- 6 of 55: 719 3rd Street, Central Baptist Church. Camera facing northwest.
- 7 of 55: 400 12th Street, First Church of the Nazarene. Camera facing northwest.
- 8 of 55: 310 7th Street, McComb High School (Joseph E. Gibson High School). Camera facing north.
- 9 of 55: Hollywood Cemetery. Camera facing southwest.
- 10 of 55: Hollywood Cemetery. Camera facing southwest.
- 11 of 55: Hollywood Cemetery. Camera facing northwest.
- 12 of 55: 234 4th Street. Camera facing northwest.
- 13 of 55: 501A-B 3rd Street. Camera facing west.
- 14 of 55: 317 Nebraska Avenue. Camera facing south.
- 15 of 55: 28 21st Street. Camera facing northwest.
- 16 of 55: 601 Missouri Avenue. Camera facing southwest.
- 17 of 55: 730 Pennsylvania Avenue. Camera facing northeast.
- 18 of 55: 327 Missouri Avenue. Camera facing south.
- 19 of 55: 519 Virginia Avenue. Camera facing southwest.

States Area Neighborhood Historic District
Name of Property

Pike County, Mississippi
County and State

- 20 of 55: 302 3rd Street. Camera facing west.
- 21 of 55: 225 4th Street. Camera facing southeast.
- 22 of 55: 313 Missouri Avenue. Camera facing southwest.
- 23 of 55: 403 Delaware Avenue. Camera facing southwest.
- 24 of 55: 529 Delaware Avenue. Camera facing southwest.
- 25 of 55: 529 3rd Street. Camera facing east.
- 26 of 55: 209 5th Avenue. Camera facing southeast.
- 27 of 55: 420 Edgar Street. Camera facing west.
- 28 of 55: 224 4th Street. Camera facing west.
- 29 of 55: 525 Virginia Avenue. Camera facing southwest.
- 30 of 55: 512 Louisiana Avenue. Camera facing north.
- 31 of 55: 231 Thompson Street. Camera facing southeast.
- 32 of 55: 325 Edgar Street. Camera facing east.
- 33 of 55: 805 Pennsylvania Avenue. Camera facing southwest.
- 34 of 55: 601 Delaware Avenue, "Brentwood". Camera facing southwest.
- 35 of 55: 620 3rd Street. Camera facing west.
- 36 of 55: 229 5th Avenue. Camera facing southeast.
- 37 of 55: 424 Louisiana Avenue. Camera facing northeast.
- 38 of 55: 310 Edgar Street. Camera facing west.
- 39 of 55: 614 3rd Street. Camera facing northwest.
- 40 of 55: 519 4th Street. Camera facing southeast.
- 41 of 55: 400 Pennsylvania Avenue. Camera facing southwest.
- 42 of 55: 601 Virginia Avenue. Camera facing southwest.
- 43 of 55: 613 Missouri Avenue. Camera facing southwest.
- 44 of 55: Pennsylvania Avenue looking west.
- 45 of 55: Thompson Street looking east.
- 46 of 55: 529 Louisiana Avenue, garage. Camera facing southeast.
- 47 of 55: 405 & 407 Edgar Street, canal. Camera facing southeast.
- 48 of 55: 111 4th Street. Camera facing northwest.
- 49 of 55: 501 Nebraska Avenue. Camera facing southwest.
- 50 of 55: 300 block of Nebraska Avenue. Camera facing southwest.
- 51 of 55: 300 block of Virginia Avenue. Camera facing northeast.
- 52 of 55: 500 block of Louisiana Avenue. Camera facing northwest.
- 53 of 55: 600 block of Virginia Avenue. Camera facing northwest.
- 54 of 55: 700 block of Pennsylvania Avenue. Camera facing southwest.
- 55 of 55: Virginia Avenue and Edgar Street. Camera facing southeast.

States Area Neighborhood Historic District
Name of Property

Pike County, Mississippi
County and State

Paperwork Reduction Act Statement: This information is being collected for applications to the National Register of Historic Places to nominate properties for listing or determine eligibility for listing, to list properties, and to amend existing listings. Response to this request is required to obtain a benefit in accordance with the National Historic Preservation Act, as amended (16 U.S.C. 460 et seq.).

Estimated Burden Statement: Public reporting burden for this form is estimated to average 100 hours per response including time for reviewing instructions, gathering and maintaining data, and completing and reviewing the form. Direct comments regarding this burden estimate or any aspect of this form to the Office of Planning and Performance Management, U.S. Dept. of the Interior, 1849 C. Street, NW, Washington, DC.

United States Department of the Interior
National Park Service

National Register of Historic Places
Continuation Sheet

States Area Neighborhood Historic District

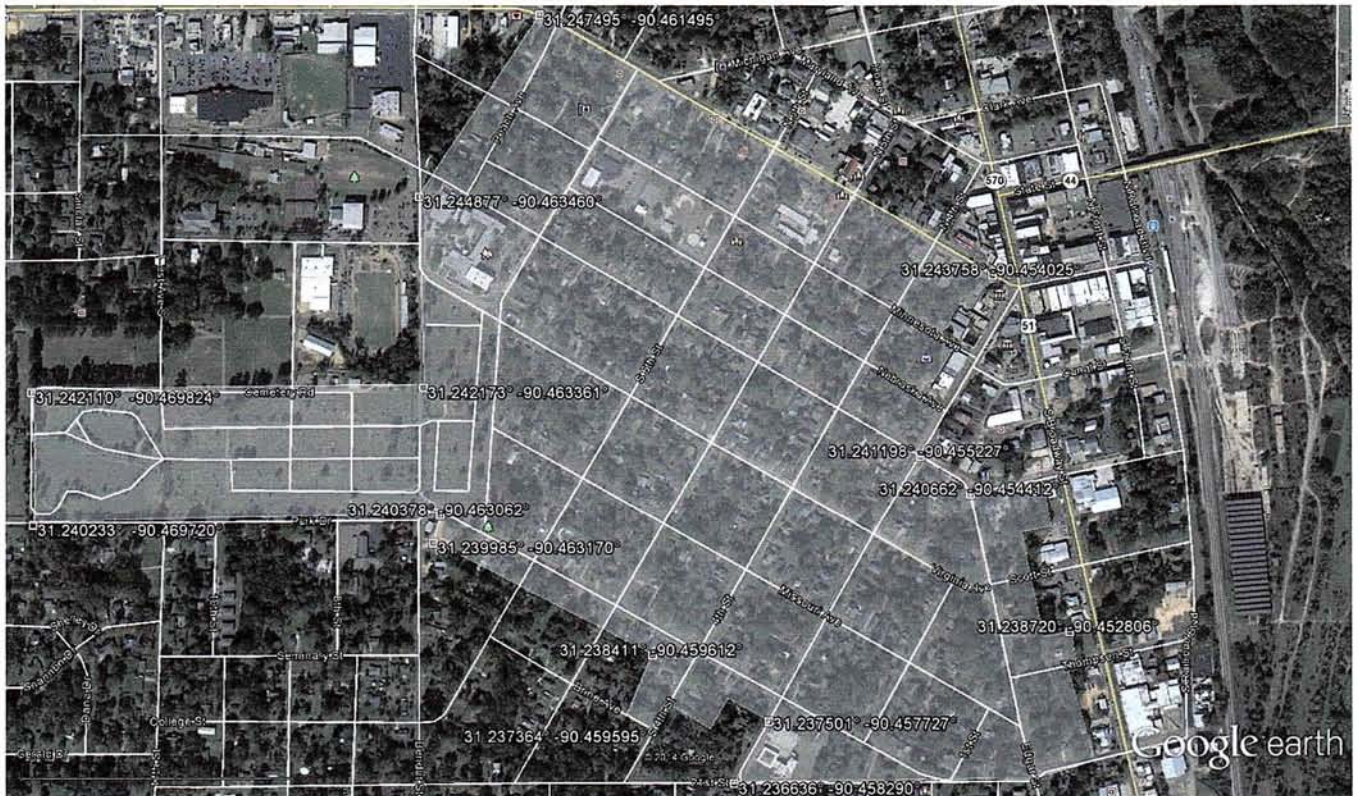
Name of Property

Pike County, Mississippi

County and State

Name of multiple listing (if applicable)

Section number 10 Page 1







MS_Pike ~~CAUTION~~ STATES AREA NEIGHBORHOOD HISTORIC DISTRICT run 1



MS Div 1... State of New Hampshire Historic District 0007



ALS Div. Comm. Comm. Area Net. ~~Comm.~~ Comm. District mit



ABC Dev. - the



MS Pike County State Area North American Historic District Map



MS- PIKE COUNTY- STATES AROUND NEIGHBORHOODS Historic District AD11.



MS DICE PAININ STATION AREA NELKHOVANA HISTORIC DISTRICT MS17



MS Pike ~~James~~ ~~Straw~~ Anna Newhouse Hermer District no 0



MS Div on 11/15/1911



MS PIKE COUNTY ~~ENTER~~ ~~AND~~ ~~NEWSPAPER~~ HISTORY DICTIONARY 2018



WHITE

LILY H. WHITE
AUGUST 4 1877
JUNE 13 1960

ALLIE WHITE
ALFORD
JUNE 24 1879
DEC. 30 1961

BEULAH WHITE
SAUNDERS
MAY 14 1872
MAY 2 1962

HUGH LAWSON
WHITE
AUG. 19 1851
SEPT. 19 1963

GRANITE MONUMENT
BY J. J. WHITE

J. J. WHITE

MS. PRICE COUNTY. STAMPER Arena Neighborhood Historic District No. 11



116 Pike Comm. Station Area Neighborhood Historic District - 0012



MS PIKE COUNTY STATES AREA NEIGHBORHOOD HISTORIC DISTRICT A013



MS_Pike County States Area Neighborhoods Historic District_0014



MS-PIKE COUNTY-STATES ARKON NEIGHBORHOOD HISTORIC DISTRICT A115



185 DIVE ~~1.11.11~~ STATES AREA NEIGHBORHOOD HISTORIC DISTRICT - 1116



MS_Pike County - STATES AREA NEIGHBORHOOD HISTORIC DISTRICT_0017



MS-FAKE ~~COUNTRY-STATES AREA NEIGHBORHOOD~~ HISTORIC DISTRICT_0018



MS - Pile / same Same down Nervous on the road, Tension area



MS_Pike County STATES AREA Neighborhood Historic District-0020



MS PIKE Lower River from the ...



MAC Drive 1.1.1.1 Cam New, no volume Header District HAZZ



AS- PIKE 12111111 STATES AREA NEIGHBORHOOD HISTORIC DISTRICT 11172




Mc River Lumber Co. has been established here. The new



MC Divs & Cases Below thousands, thousands or none



MS. DIKE COUNTY STAFF AREA NEIGHBORHOOD HISTORIC DISTRICT - M26



1. Discontinuous Chemical Analysis MS2



MS Pike County Station born Newbern TN historic District 1779



AK Dim ~~Conce~~ ~~long~~ ~~Nov~~ ~~thru~~ ~~Dis~~ ~~and~~



MS Dive from ~~from~~ down the season the same time



MC Drive / ... Case Drive / ... Memory / ...



UC Dive Team Course Area Navigation System 2027



MS. DICK. QUARTY STONE AREA. NICHOLSON HERRICK DICKERSON 1122



116 DIVE P... Same Area Numeration License / District M34



MS_Pike County States Area Neighborhood Historic District - M35



142 D... ..



MS Dixie Lumber Co. v. ~~Granger~~ Apple Newton & Co. v. ~~Granger~~ District A127



MS. PIKE COUNTY - STATES AREA NEIGHBORHOOD HISTORIC DISTRICT 1139



NG Pine Point Survey Area Measurement District 1129



MC River Pinnacles Grant Area. Numerous columns. Historic District. 1947.



MS Div. ~~Customer~~ ~~Area~~ ~~Administration~~ ~~Therapist~~ ~~Director~~ And



MS Div. 1. Source Area Newspaper Historical District MS42



MS River Liana Street Area New Luridun Chem. - Diem. - AND



MAC D...



MS Dive Log. From Area North, near the North Tower 1945



MAC Power Macintosh G4 with Mac OS X 10.4.11



MS PIKE COUNTY STATES AREA NEWSPAPERS Historic District 1147



MS - Pike County - States Area Neighborhood Historic District 0048



MS-Pike County-States Area Neighborhood Historic District-0049



MS - Pike County - States Area Neighborhood Historic District - 0050



MS - Pike County - States Area Neighborhood Historic District - 0051



MS - Pike County - States Area Neighborhood Historic District - 0052



MS-Pike County. States Area Neighborhood Historic District - 0053



MS_Pike County - States Area Neighborhood Historic District 0054



Neighborhood

MS - Pike County - States Area¹ Historic District - 0055