


6800

**NATIONAL REGISTER OF HISTORIC PLACES
REGISTRATION FORM**

1. Name of Property

historic name: Batesville Historic District
other names/site number:



2. Location

street & number : several irregularly-shaped blocks in the center of Batesville, centered on the Public Square
city or town: Batesville
state: Mississippi code: MS county: Panola code: 107 zip code: 38606

3. State/Federal Agency Certification

As the designated authority under the National Historic Preservation Act of 1966, as amended, I hereby certify that this X nomination ___ request for determination of eligibility meets the documentation standards for registering properties in the National Register of Historic Places and meets the procedural and professional requirements set forth in 36 CFR Part 60. In my opinion, the property X meets ___ does not meet the National Register Criteria. I recommend that this property be considered significant ___ nationally ___ statewide X locally. (___ See continuation sheet for additional comments.)

Kenneth H. P. Prof

JUNE 10, 2003

Signature of certifying official

Date

Deputy State Historic Preservation Officer

State or Federal agency and bureau

In my opinion, the property ___ meets ___ does not meet the National Register criteria. (___ See continuation sheet for additional comments.)

Signature of commenting or other official

Date

State or Federal agency and bureau

4. National Park Service Certification

I, hereby certify that this property is:
 entered in the National Register,
___ See continuation sheet.
___ determined eligible for the
National Register
___ See continuation sheet.
___ determined not eligible for the
National Register
___ removed from the National Register
___ other (explain):

for

Signature of the Keeper

Date of Action

Wannet J. Vivian

11/12/03

5. Classification

Ownership of Property:	Private	Number of Resources within Property:		
	Public- Local	(Do not include previously listed resources in the count)		
	Public-State			
		<i>Contributing</i>	<i>Noncontributing</i>	
		201	79	buildings
		1		sites
Category of Property:	District	2		structures
		1		objects
		205	79	Total
Name of related multiple property listing		Number of contributing resources previously listed		
N/A		in the National Register: 1		

6. Function or Use

Historic Functions:	DOMESTIC: single dwelling DOMESTIC: secondary structure COMMERCE/TRADE: business COMMERCE/TRADE: professional COMMERCE/TRADE: specialty store COMMERCE/TRADE: department store COMMERCE/TRADE: restaurant FUNERARY: mortuary HEALTH CARE: medical business SOCIAL: meeting hall LANDSCAPE: public common	GOVERNMENT: city hall GOVERNMENT: post office GOVERNMENT: courthouse GOVERNMENT: correctional facility EDUCATION: library EDUCATION: school RELIGION: religious facility RELIGION: church related residence RECREATION & CULTURE: theater TRANSPORTATION: rail related
Current Functions:	DOMESTIC: single dwelling DOMESTIC: secondary structure DOMESTIC: multiple dwelling COMMERCE: restaurant COMMERCE: business COMMERCE: professional COMMERCE: specialty store FUNERARY: mortuary SOCIAL: meeting hall LANDSCAPE: plaza	GOVERNMENT: city hall GOVERNMENT: fire station GOVERNMENT: courthouse GOVERNMENT: correctional facility EDUCATION: school RELIGION: religious facility RELIGION: church related HEALTH CARE: medical business TRANSPORTATION: rail related LANDSCAPE: parking lot

7. Description

Architectural Classification(s):	Greek Revival Bungalow/Craftsman Art Deco Queen Anne Georgian International Other (Vernacular)	Neoclassical Ranch Minimal Traditional Commercial Style Colonial Revival Moderne
---	--	---

Materials:

Foundation	Brick, concrete
roof:	Asphalt, Tin, Slate, Copper,
walls:	Weatherboard, Brick, Asbestos, Concrete, Plywood/particle board, Shingle, Synthetics: vinyl
other	

Narrative Description: See Continuation Sheets

8. Statement of Significance

Applicable National Register Criteria

- X **A** Property is associated with events that have made a significant contribution to the broad patterns of our history.
- B** Property is associated with the lives of persons significant in our past.
- X **C** Property embodies the distinctive characteristics of a type, period, or method of construction or represents the work of a master, or possesses high artistic values, or represents a significant and distinguishable entity whose components lack individual distinction.
- D** Property has yielded, or is likely to yield information important in prehistory or history.

Areas of Significance
Architecture, Commerce
Community Planning and
Development, Transportation

Period of Significance

1857-1953

Significant Dates

1858, October 22, 1866,
June 17, 1880; 1890, 1906, 1935

Criteria Considerations:

Property is:

- A** owned by a religious institution or used for religious purposes.
- B** removed from its original location.
- C** a birthplace or a grave.
- D** a cemetery.
- E** a reconstructed building, object, or structure.
- F** a commemorative property.
- G** less than 50 years of age or achieved significance within the past 50 years.

Significant Person(s)

Cultural Affiliation(s)

Architect/Builder

Narrative Statement of Significance: See continuation sheets.

9. Major Bibliographical References

Bibliography See continuation sheet.

Previous documentation on file (NPS)

- preliminary determination of individual listing (36 CFR 67) has been requested.
- previously listed in the National Register
- previously determined eligible by the National Register
- designated a National Historic Landmark
- recorded by Historic American Buildings Survey

- recorded by Historic American Engineering Record

Primary Location of Additional Data

- State Historic Preservation Office
 - Other State agency
 - Federal agency
 - Local government
 - University
 - Other
- Name of repository:

10. Geographical Data

Acreage of Property: Approximately 165 acres

UTM References:	Zone	Easting	Northing	Zone	Easting	Northing	
A	16	227780	3801670	D	16	228830	3800930
B	16	228560	3801550	E	16	228830	3800640
C	16	228730	3801400	F	16	228480	3800500

Verbal Boundary Description See continuation sheet.**Boundary Justification:** See continuation sheet.**11. Form Prepared By**

name/title:	Letitia Parham Wright		date:	February 15, 2003
organization:			telephone:	662-844-9200
street & number:	751 DeBeau		zip code:	38804
city or town:	Tupelo	state:	MS	

Additional Documentation

Submit the following items with the completed form:

Continuation Sheets

Maps

A USGS map (7.5 or 15 minute series) indicating the property's location.

A sketch map for historic districts and properties having large acreage or numerous resources.

Photographs

Representative black and white photographs of the property.

Additional items (Check with the SHPO or FPO for any additional items)**Property Owner(s)**

name: multiple (more than fifty)

street & number:

telephone:

city or town:

state:

zip code:

Paperwork Reduction Act Statement: This information is being collected for applications to the National Register of Historic Places to nominate properties for listing or determine eligibility for listing, to list properties, and to amend existing listings. Response to this request is required to obtain a benefit in accordance with the National Historic Preservation Act, as amended (16 U.S.C. 470 et seq.).

Estimated Burden Statement: Public reporting burden for this form is estimated to average 18.1 hours per response including the time for reviewing instructions, gathering and maintaining data, and completing and reviewing the form. Direct comments regarding this burden estimate or any aspect of this form to the Chief, Administrative Services Division, National Park Service, P.O. Box 37127, Washington, DC 20013-7127; and the Office of Management and Budget, Paperwork Reductions Projects (1024-0018), Washington, DC 20503.

**United States Department of the Interior
National Park Service**

**NATIONAL REGISTER OF HISTORIC PLACES
CONTINUATION SHEET**

Section: 7

Page: 1

Batesville Historic District
Panola County, Mississippi

Narrative Description

The proposed Batesville Historic District is composed of 280 buildings, 2 structures, 1 site, and 1 object. The district includes commercial buildings located in and around the area known as Public Square and the residential streets that radiate from that central location to the north, south, and east. The character of the district is that of a small, rural settlement that grew into a thriving commercial and residential township after the establishment of the railroad system through the fertile area. Although the railroad still bisects [Photo # 23] the middle of Public Square and trains pull through daily [Photo # 24], no industrial resources are present within the proposed district. In addition to the commercial and residential buildings, the district is composed of religious, educational, governmental and social buildings.

Only one property within the proposed district has been previously listed on the National Register. Known as the Lee House [# 21A], it is located at 201 Boothe Street, approximately two blocks from Public Square. This house was listed on the National Register in 1989 as part of the "Architecture of Andrew Johnson in North Mississippi" thematic group.

The first structure in the town was the Panola Depot located at the interior of the southeast end of the present square. Three depots were used during the past 150 years but no permanent building exists on the site today. A small park and gazebo are located on or near the location of the previous depot buildings.

The Public Square was gradually established to supply the needs of passengers arriving by train as well as to serve the area's agricultural shipping and hauling businesses. Residential areas grew first to the northwest (Panola Avenue) then southeast (Eureka, Church) and west (Bates) with large building lots and flat areas. Gentle hills begin just to the east of the original establishment. Most of the district is flat with a gentle rise to the east.

The first area of commercial development was to the north of the Mississippi and Tennessee Railroad with two story balconied buildings serving the town's population. Only three buildings to the north of the railroad bed remain in the original style. The buildings to the northwest of Public Square were replaced by one story commercial storefronts in the 1950's, after a fire that destroyed most of the block. The buildings on the southwest side were built in the early 1900's as the town grew. Buildings on the southwest corner, 102 Public Square [# 181] [Photo # 20], facing the square were built in the 1880's and were generally used to provide business space for exporters of products from the area. Curbs are higher on the south side of the square as the terrain rises to the southeast.

The southeast section of Public Square became the seat of law when Batesville was named one of the county seats of Panola County along with Sardis in 1880. A large Classical Revival courthouse building was built on the southeast section (151 Public Square) and was replaced in the 1960's by the present courthouse building [# 215].

A gathering spot, the square once had a fenced area and an artesian well for the livestock near the present gazebo. An effort is underway to reestablish the green space that is now a parking lot as a renewed gathering place for residents and visitors. The well has been capped but still exists and some residents would like to have it reopened.

**United States Department of the Interior
National Park Service**

**NATIONAL REGISTER OF HISTORIC PLACES
CONTINUATION SHEET**

Section: 7

Page: 2

Batesville Historic District
Panola County, Mississippi

The residential lots on Panola are various sizes becoming smaller as sections of larger properties were divided for the infill of newer construction. Church Street remains the most intact street of the district with houses of similar style and age. Even though the street development spans more than half a century, most of the dwellings were constructed between the years 1908 and 1930.

The district's housing styles reflect the period of building by street with Craftsman/Bungalows on Court and Panola to Ranch style on West, Kyle, and Center streets. The Post World War II period houses in the district are of a vernacular character. Only a few Queen Anne or high style Victorian houses still exist even though pictorial records name a few that existed but have now been destroyed on Panola Avenue. The majority of surviving historic structures is L-front, bayed, pyramidal, and composite cottages.

Sidewalks are present on Panola Avenue, Church Street, and Eureka. Landscaping varies from casual to heavy with the soil suitable to trees, azaleas, and other shrubs.

There are four churches in the district with only three being used for religious functions. First Methodist (119 Panola) [# 143 A, B, C] and First Baptist (104,106,108 Panola) [# 133 A,B, C] have high style, Neoclassical meeting houses with secondary buildings for educational and recreational purposes. The former St. Stephen's Episcopal Church (113 Panola) [#138], in a vernacular Gothic wooden style is now a property of the city and is used for social functions. First Presbyterian Church at 121 Eureka [108 A, B], the core of the complex being very old (1889), has been heavily altered in the past fifty years.

Several city government buildings [# 73],[#73],[#75],[# 76] are in the district and cluster at the south end of College Street just off Public Square. All are in buildings that were originally built for other purposes and have been rehabilitated for use by the city.

Two schools are in the district [# 79 A, B, C] [82 A] [Photo # 9], and both are on College Street: Batesville Elementary and Batesville Intermediate. Both retain portions of original buildings although the former High School building [# 79A] has been heavily altered.

The district retains the character of a small town with easily accessible shopping on the square, pleasant neighborhoods with landscaped lawns and community gathering places within walking distance. Much of the recent commercial growth of Batesville has been along frontage roads off Interstate 55 and on Highways 6 and 51, away from the district.

**United States Department of the Interior
National Park Service**

**NATIONAL REGISTER OF HISTORIC PLACES
CONTINUATION SHEET**

Section: 7 Page: 3

Batesville Historic District
Panola County, Mississippi

Inventory of Resources

C= contributing element;
NC= Non-contributing element
PL= Previously listed on the National Register

The inventory is arranged alphabetically by street name in ascending numerical order. Buildings are classified as "contributing" (C) or "non-contributing" (NC) to the historic character of the district. Properties that have already been listed on the National Register are designated as "previously listed" (PL)

Atwell (originally known as Boothe Alley)

1. (C) 102/104 Atwell c.1950 Ranch
Side gabled, one story ranch with projecting centered front gable duplex of asbestos siding and asphalt shingles faces SW. The conventional foundation is concrete block. Windows are 2/2 wood DHS with one tripartite picture window on the NW section of front façade. Each duplex has a separate entry. The Northwest duplex is on the north end with a wood door. The Southwest duplex has a front entry stoop, a wood door with arched fanlight and ornamental iron stanchion. The south façade entry has a 6 light wood panel door and stoop that is bracketed with jigsaw scalloped wood eave trim.
2. (NC) 106 Atwell 1996 Ranch
Brick, side gabled, one story dwelling with a projecting front gable resting on square wood columns forming the front facing SW porch. A lower gable on the south façade forms a carport on square columns. Windows are 6/6 DHS aluminum; doors are 6 panel metal. Slab foundation
3. (NC) 108 Atwell 1996 Ranch
Brick side gabled, one story dwelling has a lower side gable on the North façade to form an open single carport. The front SW facing projecting gable forms a single leaf entry porch on square wood columns. The windows are 6/6 DHS aluminum. Doors are metal 6 panel. Atwell 106 & 108 are rentals owned by the same people and are the same floor plan (reversed) and materials.

Baker

4. (NC) 200 Baker 1960 Ranch
The one story, asymmetrical, vinyl siding clad structure rests on a brick foundation, is topped with a multi gable roof and has an inset porch. The 5 bay façade (N) has (from east to west) a pair of 1/2 aluminum windows, a 3-window ribbon of 1/2 windows, 4 vertical lights in the porch area, a 3 window ribbon of 1/2 windows, and a pair of 1/2 windows. A carport is attached to the northwest corner. There is an interior brick chimney.

**United States Department of the Interior
National Park Service**

**NATIONAL REGISTER OF HISTORIC PLACES
CONTINUATION SHEET**

Section: 7

Page: 4

Batesville Historic District
Panola County, Mississippi

5. (C) 201 Baker 1920 Craftsman
The one story, wood sided structure, resting on a brick foundation and topped with a hip roof with overhanging eaves and brackets, has a projecting front porch with a front gable roof. The centered 6 panel wood front door is flanked by two 9/1 DHS windows on each side. A pair of 9/1 DHS windows with shutters is located to the east and west of the porch area on the 5 bay front façade (S). Two interior chimneys are located off center to the east and west. The carport is attached to the west end of the house. [PHOTO # 1]
6. (NC) 202 Baker 1985 Eclectic/Composite
The one story, L-shape structure resting on a slab foundation and topped with a side gable roof has a full width porch with an extended sloping roof supported by square columns. The off center wood front door on the wood siding clad structure is flanked by two 9/9 DHS windows on each side, all with shutters
7. (NC) 203 Baker 1957 Ranch
The one story, asymmetrical structure resting on a continuous brick wall foundation, topped with a side gable roof has a projecting gable roof with gambrel soffit porch supported by ornamental iron supports. The gable end of the porch has scalloped woodwork. The brick structure has an attached carport on the east end of the structure and a side porch with gable roof, supported by iron supports, with entry on the west end of the structure. The off-center wood front door with 3 diagonal lights is flanked to the east by a 2/2 DHS window, another 2/2 DHS window and a pair of 1 light windows and to the west a tripartite window of a single light window flanked by 2/2 DHS windows.
8. (NC) 204 Baker c.1960 Vernacular
The one story, rectangular, symmetrical, wood siding structure resting on a concrete block foundation, topped with a side gable roof and an extended sloping roof over the porch area has an off center interior chimney. The side gable carport, on the west end of the structure is supported by wood columns, as is the porch. The centered nine light door with a raised X on the lower half is flanked on either side by a pair of 6/6 DHS windows with shutters. The east wing has a single 6/6 DHS window. Decorative stain glass windows are located on the east façade.
9. (C) 205 Baker 1924 Vernacular
The one story, wood siding, irregular shaped structure rests on a concrete block/ brick foundation and is topped with a hip roof and overhanging eaves with brackets along with a projecting front gable partial porch. The 3 bay façade (S) has a 9 light wood door flanked by 1/1 DHS windows. The projecting side wings have 4/1 DHS windows facing south.
10. (C) 207 Baker c.1920 Minimal Traditional
The one story, rectangular structure with a concrete block foundation is topped with a hipped roof with overhanging eaves and brackets has an inset porch. The inset porch is supported by wood columns and square balustrade and railing at the top and bottom. The off-center front door is wood with 1 light and a 1/1 DHS window is located to the west of the front door in the porch area. A pair of the 3/1 DHS windows with shutters is located to the east of the front door on the projecting front façade. The wood siding structure has an interior brick chimney.

**United States Department of the Interior
National Park Service**

**NATIONAL REGISTER OF HISTORIC PLACES
CONTINUATION SHEET**

Section: 7

Page: 5

Batesville Historic District
Panola County, Mississippi

11. (C) 208 Baker c.1945 Minimal Traditional
The one story, L-shaped structure resting on a slab foundation, topped with a side gable roof has an inset porch and to the east a sloping roof carport. The structure is covered with vertical wood siding. The wood 2 light front door is flanked by two 2/2 DHS windows and a 2/2 DHS window on each end of the façade.
- 12A. (C) 210 Baker c. 1949 Minimal Traditional
The one story, square shaped, symmetrical structure resting on a concrete block foundation has a side gable roof with an interior stove-pipe chimney with decorative cover. The vinyl siding clad structure has a projecting gable roof porch supported by posts. A 9/9 DHS window on each side flanks the 6 panel wood door with aluminum screen door.
- B. (NC) Concrete building. c.1950. One-story masonry block rectangular, front facing gabled building located on rear of property, appears to have been damaged by fire during this survey.
13. (C) 211 Baker c. 1950 Minimal Traditional
The one story, asymmetrical, vinyl siding clad structure is topped with a side gable roof with extended gable roof and rests on a concrete block foundation. A carport is attached to the east end of the front 4 bay façade (S) with an eastern entrance. A projecting sloping roof covers the entry with a wood panel door with ornamental screen. The windows consist of (from west to east) a 2/2 DHS window with shutters, on the extended gable a pair of 2/2 DHS windows with shutters, and a tripartite window of a 1 light with 2/2 DHS windows on each side and shutters east of the front entry.
14. (C) 212 Baker c.1950 Minimal Traditional
The one story, L-shaped, asbestos siding clad structure rests on a concrete block foundation and has side gable roof with an extended gable end. The exterior brick chimney is located to the west of the extended gable. The extended gable has a wood door with 1 light covered by a metal awning and a pair of 6/6 DHS windows with shutters to the east of the door. To the west of the chimney are two 6/6 DHS windows with shutters and to the east of the extended gable is a single 6/6 DHS window.
15. (C) 213 Baker 1923 Vernacular L-front
The one story, irregular shaped, wood siding clad structure resting on a continuous wall foundation, topped with a side gable roof with a projecting end gable roof, has an inset in the T porch with a flat roof supported by square posts. There is a 1/1 DHS window on the projecting gable end. In the porch area there are 3 single light windows to the east of the double two panel/one light doors.
16. (C) 214 Baker 1947 Minimal Traditional
The one story, L-shape, vinyl siding clad dwelling has a stepped side gable roof and rests on a continuous brick wall foundation. It has an inset porch with a wood door with an oval light. The 5 bay front façade (N) has two pairs of 6/6 DHS windows eastern gable, the middle gable has 16/16 light window west of the porch area, and the western gable has a 3 window ribbon of 3/1 DHS windows.

**United States Department of the Interior
National Park Service**

**NATIONAL REGISTER OF HISTORIC PLACES
CONTINUATION SHEET**

Section: 7

Page: 6

Batesville Historic District
Panola County, Mississippi

17. (NC) 215 Baker 1954 Ranch
The one story, U-shape structure resting on a brick continuous wall foundation, topped with a side gable roof with a projecting hip roof wing and carport (E), has an inset porch. The structure has a masonite covering with a wood door with 2 horizontal lights with a metal screen door. The windows on the south façade include at the southwest corner a 2/2 DHS window, a tripartite window consisting of a single light window flanked by 2/2 DHS windows, and a 2/2 DHS window on the southeast corner.
18. (C) 216 Baker c. 1952 Ranch
The one story, wood siding, irregular shaped structure rests on a concrete block/ brick foundation and is topped with a hip roof and overhanging eaves with brackets along with a projecting front gable partial porch. The 3 bay façade (S) has a 9 light wood door flanked by 1/1 DHS windows. The projecting side wings have 4/1 DHS windows facing south.
19. (C) 217 Baker c. 1952 Ranch
The one story, irregular shaped, brick structure resting on a continuous wall foundation is topped with a side gable roof with a projecting front gable porch supported by iron columns. The centered front door is wood with 3 diagonal lights. The windows across the 6 bay south façade include (from west to east) a pair of 2/2 DHS, two 8/8 DHS, a tripartite window of a single light flanked by 2/1 DHS windows, and a pair of 2/2 DHS windows.
20. (C) 219 Baker c. 1948 Minimal Traditional
The one story, square, asymmetrical structure resting on a concrete block foundation has a side gable roof with a projecting front gable wing. The inset porch has a flat roof supported by ornamental iron supports. The asbestos siding structure has a wood 4-panel door with an elliptical light. The projecting gable wing has a pair of 3/1 windows and a triangular vent above the windows. East of the front door is a pair of 3/1 DHS windows with an A/C unit and a single 6/6 DHS window.

Boothe

- 21A. (PL) 201 Boothe c.1880 Queen Anne
LEE HOUSE
A cross-gabled, Victorian, one story with extensive decorative trim in the eaves, over the front gable windows and along the partial SW facing porch. Constructed of narrow lap siding and on a continuous wall foundation. This dwelling is a fine example of the Folk Victorian smaller houses in the rural south in the late 1800's. The one story partial porch has an unusual pierced/ jigsaw cut balustrade, paired brackets and decorative architrave. An oversized arched, Victorian wood door with 2, 3/4 glass panels is centered. The projecting gable wing to the right of the entry porch has a steep roof and with a pair of slender 4/4 DHS windows topped by a pediment. Centered above the pediment in the gable apex is an ornate diamond design wood medallion with a small inner circular design.
- B. (PL) Garage. West oriented side gabled double garage.

**United States Department of the Interior
National Park Service**

**NATIONAL REGISTER OF HISTORIC PLACES
CONTINUATION SHEET**

Section: 7

Page: 7

Batesville Historic District
Panola County, Mississippi

- 22A. (C) 203 Boothe c. 1940 Minimal Traditional
An asymmetrical, side gabled, one story traditional cottage with vinyl siding and asphalt shingles. A stepped down gable on the left of the South facing front façade has an exterior chimney. Windows are 1/1 DHS metal in singles and pairs. A front facing gable with an arched pedimented portico covers the single leaf entry door, which is metal with 50% glass sidelights.
- B. (C) Outbuilding. c. 1940 (with later changes and alterations). Side-gabled, vinyl clad.
23. (C) 205 Boothe c. 1945 Craftsman
A one story, side gabled, wood lap siding dwelling with exposed rafters and a steeply pitched roof of asphalt shingles. The windows are 8/8 DHS wood. The front (SE) façade stoop has bracketed overhang extending from the main sloping gable. Triangular braces support the stoop roof. A partial porch is on the west façade. One off center, left side, and interior chimney is observed.

Broad

- 24A. (C) 200 Broad c. 1910 Vernacular
This one story, cross- gabled pyramidal roofed cottage is on a conventional foundation. The west oriented, partial porch originally wrapped to the south façade but has been altered. Windows are 1/1 in singles and 6/6 in triples. Three French style doors are on the west oriented porch. Construction is of wood lap siding. No chimneys are visible.
- B. (C) Outbuilding. c. 1940. Concrete Block side gabled building with corrugated tin roof.
25. (C) 201 Broad 1942 Vernacular
This one story, side- gable roofed cottage is constructed of wood lap siding on a conventional foundation. The front gabled portico is supported by two square supports and has a wood door with three stepped rectangular lights. Windows are 6/2 DHS wood in singles. No outbuildings and no chimneys. House is presently vacant.
- 26A. (NC) 203 Broad 1956 Ranch
This asymmetrical, side gabled, one story ranch has a projecting gable to the right of the recessed entry. Windows are 2/2 DHS aluminum in pairs and singles. A center interior chimney is visible. The carport has a decorative cupola. Construction materials are brick veneer and asphalt shingles.
- B. (NC) Outbuilding/Garage. c. 1970. Large rectangular wood/brick north oriented shop/garage.

Broadway

27. (C) 200/202 Broadway c.1950, altered.
(OLD) PANOLA COUNTY JAIL
One story masonry building with flat roof and projecting front entry is on the northwest portion of the façade. Windows are metal and doors are a pair commercial aluminum and glass. The primary jail portion of the building is a storage facility at the present time. The west end of the building is used as an office facility for the special law enforcement task force.

**United States Department of the Interior
National Park Service**

**NATIONAL REGISTER OF HISTORIC PLACES
CONTINUATION SHEET**

Section: 7

Page: 8

Batesville Historic District
Panola County, Mississippi

28. (NC) 204 Broadway c.1970
One story brick veneer commercial building with a hip roof and a projecting front gable porch supported by two Doric columns. The north facing metal door is flanked by sidelights has a tall rectangular wood surround. Windows are aluminum DHS.
29. (C) 206 Broadway c.1953 Vernacular
The building is a one story, brick, commercial building. The centered wood 1 light door is recessed between display windows. There is a metal canopy across the front façade.
- 30A. (C) 208 Broadway c.1953
The building is a one story, brick commercial building. The corner front entry is a one light wood door. The front façade has three 10 light windows and a pair of single light display windows. The side façade has two 10 light windows, a single light display window with a side door between.
- B. (C) Outbuilding c. 1953. East oriented, side gabled, square, concrete block building used for commercial shop, now vacant; has pair of metal door and 8 light window, louvered lower pair.
- C. (C) Outbuilding c.1953. East oriented rectangular concrete block storage building with flat roof and shed roof, overhang.
31. (C) 210 Broadway c.1945 Vernacular
The one story, asymmetrical shape structure resting on a continuous wall foundation has a gable and hip roof with an exterior chimney. The vinyl siding clad structure has a projecting porch sloping and hip roof porch that is supported by brick piers with wood wall between. Gable ends are covered with vinyl siding. The front door is wood with three lights. The windows are all 3/1 DHS windows. There is a ribbon of three windows with shutters to the east of the front door and three separate windows (the two farthest from the door have shutters) to the west Alterations to the structure were beginning at the time of the survey.
- 32A. (C) 212 Broadway c.1924 Vernacular
The one story, irregular shape structure resting on a continuous wall foundation has a multi gable/hip roof with an exterior chimney. The vinyl siding clad structure has a projecting hip roof front porch that is supported by brick piers with ornamental railings between. There is also a brick addition to the rear of the structure. The front door is wood with an arched screen door. The windows are all 3/1. The main front façade has a ribbon of 3 windows and 2 windows in the porch area. There is an arched soffit, gable roof entry on the south end of the house.
- B. (C) Garage. c. 1924 (alterations, additions). Large north oriented, front facing gable, wood garage with two pairs of barn type doors each door has 3/3 craftsman style window in upper quadrant, exposed rafters.

**United States Department of the Interior
National Park Service**

**NATIONAL REGISTER OF HISTORIC PLACES
CONTINUATION SHEET**

Section: 7

Page: 9

Batesville Historic District
Panola County, Mississippi

Brooks

33. (NC) 201 Brooks 1980 Eclectic/ Composite
The one story, asymmetrical, L-shape structure rests on a slab foundation, is capped by a multi gable roof and has an interior center chimney. The partial porch, inset in the L, supports the roof with 3 turned posts and square wood balustrades between them. The porch area has a wood door with an oval light and two 9/9 windows. The projecting wing has a 6/6 DHS window and three 6/6 DHS windows run along the other wings of the house.
34. (NC) 203 Brooks 1955 Minimal Traditional
The one story, asymmetrical, brick structure resting on a continuous wall brick foundation, capped by a side gable roof has a projecting entry with a front gable roof supported by ornamental iron supports. The front door is wood with multiple lights flanked by a single 2/2 DHS window to the south, a pair of 2/2 DHS windows and a single DHS 2/2 window to the north.
35. (NC) 204 Brooks 1955 Minimal Traditional
The one story, rectangular, vinyl siding clad structure resting on a continuous wall brick foundation, capped by a hip roof has a sloping roof carport at its the south end. The projecting north gable has an inset porch with a wood door, ornamental screen door and an 8 light window on the north facade of the porch. The chimney is an off-center interior chimney. The west facing front façade has two 12 light windows on each side of the front entry.
36. (C) 205 Brooks c.1950 Minimal Traditional
The one story, asymmetrical structure resting on a continuous brick wall foundation, capped by a side-gable with a front extended gable has an inset entry with an extended sloping roof supported by an ornamental iron supports. A carport is attached at the southern end of the house. The extended front gable has a 20 light picture window. To the south of the wood louvered front door is a 30 light window. There is an exterior brick chimney on the south end of the structure.

Central

37. (NC) 100 Central 1986 Commercial Build.
This rear facing, T-shaped brick veneer dwelling is built on a slab foundation with a front gabled roof. A flat metal awning covers the off-center front steel door. No windows are visible and there is another steel door on the south end of the building on the west façade.
38. (NC) 101 Central c.1955 Commercial Build.
This one story rectangular brick structure, built on a conventional foundation, has a flat roof. The steel front door, covered by a flat metal awning, is set off center to the south with one 2/2 DHS window to the north of the door.

**United States Department of the Interior
National Park Service**

**NATIONAL REGISTER OF HISTORIC PLACES
CONTINUATION SHEET**

Section: 7

Page: 10

Batesville Historic District
Panola County, Mississippi

39. (C) 102 Central c.1940 Ranch
The one story, irregular shaped hip roof structure with a brick foundation has a full width porch. The porch has a concrete deck and brick piers with wood posts supporting the sloping roof. The asbestos siding clad structure has an attached flat roof carport at the southwest corner, an enclosed rear porch on the east façade at the north end and a shed dormer on the rear. The four bay façade has a front door that is wood with a glass screen door. The door is flanked by two, single, 1/1 DHS windows with shutters to the north and (from left to right) a single 1/1 DHS and a pair of 1/1 DHS windows to the south, both with shutters.
40. (C) 103 Central c.1945 Minimal Traditional
The asymmetrical, wood siding clad structure rests on a conventional foundation and is capped by a multi gable, asphalt shingle roof, with overhanging eaves with brackets. The two bay front façade has an entry porch with a segmental-arched soffit and ornamental iron supports. The entry door, wooden with 15 square lights and a wooden screen door, is flanked to the north by a 3/1 DHS window with shutters and on the southern bay, a 3/1 DHS window with shutters. There is a wood door on the north façade at the west end of the structure. There is also an exterior gable wall brick chimney on the south façade. **[PHOTO # 2]**
- 41A. (C) 104 Central c.1940 Minimal Traditional
The symmetrical, one story, brick structure with a conventional foundation and a multi gable-overhanging roof with brackets, has an exterior gable wall brick chimney on the north end. It has a centered projecting front entry porch with gables roof supported by a tapered square wood column on either side. The front door is a wood 15 light door with an ornamental iron storm door that is flanked to the north by a pair of 4/1 DHS windows with shutters and a single 4/1 window with shutters to the south. Back is a possible addition.
- B. (C) Garage. c. 1940. One-story single garage with asbestos siding.
42. (C) 105 Central c.1945 Ranch
The one story, rectangular, vinyl siding clad dwelling has a side gable roof and rests on a brick foundation. It has a projecting front entry porch with a round-arch soffit and gable roof supported by a pair of square wood columns on either side. The front door is a four panel wood door with an elliptical fanlight near the top of the door and a storm door. The front door flanked to the south by a 2/2 DHS window with shutters and to the north (left to right) by a 2/2 DHS window with shutters and a tripartite window consisting of one light with a narrow 2/2 DHS window and shutter on each side.
43. (C) 106 Central c.1945 Minimal Traditional
The irregular shaped, four bay façade, one story, asbestos siding clad structure rests on a concrete block foundation and is capped by a complex gable roof with a sloping roof carport, supported by ornamental iron supports, attached to the southern end. The projecting flat roof entry porch is supported by ornamental iron supports with matching stair railings. The wood raised panel front door has a row of four lights running horizontally near the top of the door covered by a storm door. The front door is flanked to the north by a pair of 6/6 DHS windows and a pair of 2/2 DHS windows to the south and a single 2/2 DHS window.

United States Department of the Interior
National Park Service

NATIONAL REGISTER OF HISTORIC PLACES
CONTINUATION SHEET

Section: 7

Page: 11

Batesville Historic District
Panola County, Mississippi

44. (C) 107 Central c.1945 Minimal Traditional
The one story, two bay structure resting on a continuous wall brick foundation has a complex gable roof with a projecting entry with a sloping roof supported by iron supports. The vinyl siding clad structure with a 6/6 DHS window with shutters on wither side of the front door has an exterior brick chimney on the south end.
- 45A. (C) 108 Central c.1947 Minimal Traditional
The symmetrical one story, asbestos clad structure rests on a concrete block foundation and is capped by a cross gable roof. The projecting entry is supported by ornamental iron columns and capped by a gable roof. The wood front door is covered by an ornamental wrought iron screen door and is flanked in either side by pairs of 3/1 DHS windows with shutters. **[PHOTO #3]**
- B. (NC) Garage. 1987, added. Large double.
46. (C) 109 Central c.1953 Ranch
The two bay, rectangular vinyl siding clad structure rest on a conventional brick foundation and has a gable roof. The northernmost front facing bay projects east and is capped by a gable roof and covers a corner inset porch supported by wrought iron ornamental supports. The front door is a raised panel door with an elliptical light. The front façade has two 6/6 DHS windows with one shutter each and a tripartite window consisting of one light with a 4/4 DHS on each side and shutters. There are projecting entry porches with gabled roofs on the south façade near the west corner and on the west façade near the north façade.
47. (NC) 110 Central 1970 Ranch
This rectangular, one story, four bay, brick structure rests on a slab foundation and is capped by a side gable roof. A gable roof carport is attached to the north end of the house. The inset porch and carport are supported by iron supports painted white. The entry door under the carport is wood with a wood screen door. The front door is wood with three vertical octagon shaped panels with the top one being glass. To the north of the front door is a tripartite window consisting of the one light with two narrower 2/2 DHS windows on either side and to the south is a ribbon window consisting of three 2/2 DHS windows and one 2/2 DHS window near the north end of the house.
- 48A. (C) 111 Central c 1945 Minimal Traditional
The one story, symmetrical wood siding structure rests on a brick foundation and is capped by a cross gable roof. The projecting entry porch is capped by a front gable roof with a round-arch soffit and is supported by two wood columns with Doric capitals, which have attached to them wrought iron stair railings. The centered wooden front door with a wooden screen door, is flanked on either side by 3/1 DHS windows. A sloping shed roof covers a side entry on the north side of the structure.
- B. (C) Garage. c. 1945. Wood front gable single garage.
49. (C) 112 Central c.1950 Minimal Traditional
The one story, L-shaped, vinyl siding clad structure rests on a concrete block foundation and is capped by a side gable roof. A projecting metal awning covers the nine light wood front door with a storm door, set on the southern end of the front façade. The northernmost bay has a pair of 6/6 DHS windows with shutters and the southernmost bay has a single 6/6 DHS window with shutters.

**United States Department of the Interior
National Park Service**

**NATIONAL REGISTER OF HISTORIC PLACES
CONTINUATION SHEET**

Section: 7

Page: 12

Batesville Historic District
Panola County, Mississippi

50. (NC) 114 Central c.1955 Ranch
The one story, L-shaped, concrete block and stucco structure rests on a concrete block foundation and is capped by complex roof. Brick columns support the partial porch, inset in the L. The wood front door and iron screen door are flanked to the north by a pair of 2/2 windows with shutters and to the south by a tripartite 2/2 DHS windows with shutters.
51. (NC) 116 Central c.1957 Ranch
The rectangular, asymmetrical, one story, brick structure rests on a conventional brick foundation and is capped by a side gable roof with a step down over the carport found on the south end of the structure. The carport is supported by ornamental iron supports with a decorative wood scalloping on the gable end. The inset porch supported by iron supports has the side main entry door made of wood with square lights. The northernmost bay has a 2/2 DHS window while the middle bay has a tripartite window consisting of three 2/2 DHS windows.

Church

52. (NC) 100 Church c.1930 Eclectic
KNOX HOUSE
One story asymmetrical, wood clad cottage has an east-facing hip, a west-facing gable and a projecting front (south facing) gable with two rear (north facing) secondary gables. A shed roof also forms an attached carport (added). A pair of lanterns and ornamental iron rails flanks the broken pediment, front entry door. Windows are pairs of DHS 6/9 wood.
- 53A. (C) 101 Church c.1940 Minimal Traditional
This asymmetrical, one story cottage with front facing gable and rear facing gable has a shed roof extending from the projecting wing that forms the front composition porch. Decorative, diamond wood latticework forms the supports and decorative, scalloped verge boards trim the front eave and porch fascia. One large, fixed picture window is under the porch; other windows are various DHS wood. One exterior chimney is visible on the west façade. Doors are wood with lights.
- B. (C) Garage. c. 1940. Front facing gabled single wood building, north oriented.
- 54A. (C) 102 Church c.1910 Queen Anne
THE FOWLER HOUSE
Victorian Queen Anne, free classic with inset pediment front facing, gable dormer and 6 Doric columned, wrap porch has a pyramidal roof with rear cross gables. The structural system is enclosed brick piers. The windows are 2/2 wood DHS and 1/1 DHS with a large fixed window with decorative, diamond paned leaded glass transom above. The front facing entry door has a transom and ornamental iron security door. A secondary under porch entry also has an iron security door. There is one rear door. Three interior chimneys are visible; two on the east façade and one on the west.
- B. (C) Garage. c.1940. Detached single, wood building.

**United States Department of the Interior
National Park Service**

**NATIONAL REGISTER OF HISTORIC PLACES
CONTINUATION SHEET**

Section: 7

Page: 13

Batesville Historic District
Panola County, Mississippi

55. (C) 103 Church c.1936 Minimal Traditional
One story 3X3 north facing, asymmetrical rectangular cottage with side oriented gables and rear oriented gable is of wood masonry and vinyl siding. Structural system is conventional foundation. The front facing entry stoop has a segmental arch supported with two iron stanchions. Windows are craftsman style 9/1 DHS in pairs and singles. Front entry door is wood with a single light. One interior off center chimney is visible. Other entries doors are on the east and south facades. Large rear wood deck is on north facade. Sun porch on east oriented façade.
56. (C) 104 Church c.1910 Craftsman
GRIFFIN-BERGLANDI HOUSE
A rectangular, symmetrical, eclectic craftsman style with side gabled roof sloping to form a shed roof over a full porch on the north facing façade supported balustrade. The structural system is conventional concrete block. The residence is constructed of ashlar masonry materials (faced Concrete blocks probably). Windows are craftsman style 8/1DHS north oriented entry door is Craftsman style wood with 3 light 25%glazing over a dental mould lip. Three chimneys are visible, east, west, and south facades. A distinctive hip roof inset dormer is centered on the north facing front façade. Wide eaves and faucet shaped eave brackets are of interest. A rear porch has been enclosed. **[PHOTO # 4]**
- 57A. (C) 105 Church c.1908 Queen Anne
W.J. COX HOUSE
A very typical Victorian Queen Anne in form but of rough faced random laid painted masonry blocks with staggered patterned shingles in projecting south facing pediment gable. Octagonal stanchions above masonry piers support the rounded wrap porch. Windows are 1/1 DHS wood singles and one large 7/1 on front facing gable. Flat stone lintels above the front windows. No chimneys are visible. A wrought iron fence encloses the front garden. An east oriented detached metal carport has been added. A storage building is in the rear. The north façade has an addition of asbestos siding. **[PHOTO # 5]**
- B. (C) Outbuilding. Appears on 1932 Sanborn.
58. (C) 106 Church c.1915 Craftsman
PERCY GRAVES HOUSE
A well-maintained symmetrical craftsman type cottage built on enclosed brick piers. The front, north oriented full porch is supported by 2 pairs of fluted columns with triple columns at each corner. There is a rear entry stoop. The front entry door is a typical craftsman style wood with 4 slender lights in the upper 33% of door and a 4 light full transom above. Exposed rafters and wide eaves are characteristic. The window placement is unbalanced under front entry porch (one 6/1 DHS wood east side and a ribbon of 3, 12 light windows on west side of door. One interior chimney is visible on the west façade. A large detached garage is on the rear of the property.
- B. (C) Garage. c. 1925. Large rectangular structure located on rear of property.

**United States Department of the Interior
National Park Service**

**NATIONAL REGISTER OF HISTORIC PLACES
CONTINUATION SHEET**

Section: 7

Page: 14

Batesville Historic District
Panola County, Mississippi

- 59A. (C) 107 Church c.1910 Queen Anne
SMITH-CHAPMAN HOUSE
This South oriented Victorian Queen Anne has a pyramidal hip with lower cross gables to the rear. The house has ashlar block conventional foundation with wood lap siding. The traditional wrap porch is squared at corners and is supported with 7 Doric columns. Windows are 1/1 DHS wood in singles, pairs, and triples. The front entry door is under the porch and has oval leaded glass and leaded glass transom. Another entry odd is under the porch on the east façade. The triple windows are craftsman style in the hip inset south oriented dormer. A wooden balustrade runs between the porch supports and a lattice trellis frames the west end of the wrap porch.
- B. (NC) Garage. 1997.
- C. (NC) Outbuilding. 1992. Wood Utility.
60. (C) 108 Church c.1925 Craftsman
This side gabled, wood lap sided craftsman has the clipped gables (Jerkinhead) on the east oriented façade and the front facing (north) lower entry porch gable. The eaves are traditionally wide with distinctive bracketing. Windows are in pairs and singles 3/1 DHS wood. The Entry door is wood and is visible through the screen porch. One interior chimney is visible on the west front quarter façade. The property has and added open carport and one side gabled shed in the rear of the property.
- 61A. (C) 109 Church c.1908 Queen Anne
BURKHALTER-SNELLING HOUSE
This Victorian Queen Anne has a pyramidal roof with a lower projecting steeply gabled, center dormer on the front, south oriented facade. The hip extends to form the gently sloped porch roof. A lower gabled wing extends to the east. The wrap porch extends fully across the front façade and around to meet the east wing. Supports are ornamental iron with a reverse "S" design. The front steps have a curved iron rail. Three doors are visible (south, front; southeast, under porch; and north, rear). All appear to be wood. Windows are 3/2 DHS wood. No chimneys are visible. The walls are vinyl siding.
- B. (NC) Garage. Three Bay Garage, new.
62. (C) 111 Church c.1920 Vernacular
LAND-BAILEY HOUSE
This is a typical Folk National pyramidal hip that bears strong Queen Anne influences. The wrap porch extends fully across the south oriented façade and around the southwest corner. Seven fluted columns support the porch. The front entry steps are framed by ashlar cut masonry blocks. Windows are singles 1/1 DHS. The front entry door is wood with a large single light and a single light transom above. A side door on the west façade is visible. Fenced rear yard inaccessible due to dog.

United States Department of the Interior
National Park Service

NATIONAL REGISTER OF HISTORIC PLACES
CONTINUATION SHEET

Section: 7

Page: 15

Batesville Historic District
Panola County, Mississippi

- 63A. (C) 112 Church c.1940 Minimal Traditional
This composite brick dwelling has a rectangular central section having side oriented gables and a rear extension with gable. The three projecting gables on the north oriented façade are of staggered heights. A large brick arched, supported Porte cochere is attached to the east façade screened porch. The steep gables, the predominant exterior chimney, and the rounded arch wood panel door and brick surround stoop on the north façade lend a Tudor Revival influence. Windows are pairs and tripartite 3/1 DHS wood. A single small dormer with an arched four light, fixed window tends to balance the gables.
[PHOTO # 6]
- B. (C) Garage. c. 1940. Two bay garage of ashlar, masonry block and stucco.
64. (C) 113 Church c.1946 Ranch
This typical late 40's, 50's dwelling was considered Modern for its time. The hip roof rear section has a projecting front gable with inset porch stoop. The dwelling is clad in asbestos siding with a concrete block foundation. Windows are in singles and pairs of 6/6 DHS wood with a large 24 light, fixed window on the west portion of the north oriented façade. The front entry door is wood. The front stoop has decorative iron in the oak leaf pattern.
65. (NC) 113 ½ Church c.1955 Ranch
This very shallow, sloped, front facing gabled cottage has a galleried full porch that extends the length of the west façade formed as a shed roof extending from the center gable of the main form. Windows are single DHS. No chimney is visible. The house is constructed of wide wood lap siding.
66. (C) 114 Church c.1908 Vernacular
PIPKIN HOUSE
This Victorian home is symmetrical and of simple form as in the National Folk style. The hip roof has a projecting center gable with an attached shed roof that forms the full porch. Six Doric columns support the porch. Windows are 1/1 wood DHS. No chimneys are visible. The projecting, north facing gable has distinctive fish scale and random laid wall shingles. The house is of wood lap siding and is currently being renovated by new owners.
67. (C) 115 Church c.1910 Queen Anne
This 2X 4 bay cottage is constructed of grooved, lap siding; ashlar masonry blocks, and asphalt shingles. The pyramidal, central section has a projecting front gable, lower side gable and extensive rear two story addition. 60% Doric columns on masonry piers support the front southeast oriented porch. Windows are 1/1 DHS wood. The large fixed porch window has a decorative craftsman style transom. One chimney is on the north façade addition. Doors (south, west, and east) are wood; south and east having transoms and west having a small gabled stoop. The rear yard is deep and well landscaped.
68. (NC) 116 Church 1979 Ranch
A brick, rectangular, ranch style with side gable, a center projecting gable and a rear, projecting wing with end gable placed to the rear of the deep lot. The windows are 8/8 metal DHS. NO chimneys are visible. The three bay home has a two bay garage under the main roof on the west corner of the south oriented façade.

**United States Department of the Interior
National Park Service**

**NATIONAL REGISTER OF HISTORIC PLACES
CONTINUATION SHEET**

Section: 7

Page: 16

Batesville Historic District
Panola County, Mississippi

69. (C) 117 Church c.1909 Queen Anne
DEATON HOUSE
Victorian Queen Anne dwelling has a pyramidal hip roof with cross-gabled pediment dormers on three sides (South, east and west) with a rear gable extending into the north oriented addition. The dwelling is constructed of an ashlar masonry block foundation with beaded lap wood siding of a medium width. Five Doric columns support the wrap porch. Windows are in singles and pairs of 1/1 DHS wood with 2 octagonal fixed on rear west and north façade. The south oriented entry door is a wood two panel with leaded glass glazing and matched transom above. A rear entry wood door is on the north façade. The large dominant front facing dormer has decorative fish scale shingles. The house has been altered with a sun porch on the southeast corner.
70. (C) 118 Church 1951 Ranch
Ranch style dwelling is brick with a side gable roof and two projecting front facing lower gables. An uncovered front stoop has an ornamental iron rail, as does the uncovered walkway that connects the main portion of the dwelling to the garage section. The south facing main entry has a wood door pierced with fanlight and a storm door. A secondary front entry has a pair of French doors with a sidelight. Windows are various with a fixed picture, a bay window and a glass block window at the main front entry.
71. (C) 119 Church 1940 Minimal Traditional
This rectangular side gabled cottage has a secondary lower gable on the east façade. The front stoop, which is a shed type extension of the main roof, has two fluted columns and pineapple pediment newels. There are two north facing entry doors and one east entry door visible. The main entry is a French style with 15 lights. Windows are 3/1 singles and some sliding windows on the east façade. The 4X2 bay cottage is constructed of wide lap wood siding. An attached carport appears to have been added.
72. (C) 121 Church 1920 Queen Anne
The free classic Victorian Queen Anne pyramidal cottage is very plain with cross gables in the rear section. The foundation is concrete block. A wrap porch extends fully across the front south oriented façade wrapping around the east corner. Five, square, wood columns support the porch. A triple bay window is under the front porch. All windows are 1/1 DHS. The front entry and east porch entry are wood doors with ornamental iron security doors. No chimneys are visible.
[PHOTO # 7]

United States Department of the Interior
National Park Service

NATIONAL REGISTER OF HISTORIC PLACES
CONTINUATION SHEET

Section: 7

Page: 17

Batesville Historic District
Panola County, Mississippi

College

73. (C) 103 College 1941 International
(Old) Tallahatchie Valley Electric Power Association (now City Hall)
A distinctive commercial/governmental building of International styling and design this one story brick veneer with a one room (conference) the second level on the south end of the west east façade was built to house the offices of the Tallahatchie Valley Electric Power Association formed in 1938. There are two entry doors on the east façade, two on the west façade and three on the south façade. Windows are in ribbons of 4 on the second level and a large section (ribbon) of eleven flanked by the two recessed entries, dominating front façade. Windows are fixed bronze aluminum and 1/1 bronze aluminum DHS. Front entry doors are a pair of commercial and a single. The west, south, and SW facades each have large 54 light glass block windows. The main section of the building is rectangular with an angled wing off the rear façade. The roof is flat.
74. (C) 104 College c.1940 Vernacular
(Old) Police Department
Masonry building is on conventional foundation with a flat roof and slight, straight parapet wall. The front entry stoop has a partial porch with 2 small square wood supports and a new hip roof. Windows are 4/1 light vertical wood DHS. The original entry has been infilled with masonite and a single commercial metal/glass door. A second entry stoop is on the north façade and is wood with 1 square light. The rear has an extension, which formerly held outside restrooms
- 75 A. (NC) 105 College 1970 Commercial
Batesville Fire Department
A fourteen bay X 1 concrete block with brick veneer city/governmental building used for vehicular storage and offices. The east facing façade has an entry stoop on the south portion with a metal single light door. Large pull down, garage type are used for most of the open bay areas. A metal fence and gates enclose the NW portion of the lot.
- B. (NC) Outbuilding. c. 1970. Rectangular east oriented masonry building, metal doors.
- C. (NC) Outbuilding. c.1970. Large, metal building.
76. (NC) 106 College 1968 International
(Former) Batesville Library (now Police Department)
International style, square, NE oriented public building with an unsupported front extension roof for entry and a rear extension, brick "colonnaded" entry. Construction is of brick veneer panels, large, vertical glass and metal sections with an overhang cornice finished with pea gravel on concrete. The roof is flat. Front facing exterior doors are a pair of metal full glass flanked by oversized glass side panels and a glass transom. Two pairs of doors on the rear extension are metal with a small single light. A ribbon of fixed light panels near the cornice surround the building.
[PHOTO # 8]

**United States Department of the Interior
National Park Service**

**NATIONAL REGISTER OF HISTORIC PLACES
CONTINUATION SHEET**

Section: 7

Page: 18

Batesville Historic District
Panola County, Mississippi

77. (NC) 107 College 1955 Ranch
One story east oriented, rectangular ranch style dwelling with an integrated single open carport on the north end. The recessed front single leaf entry is under the roof/eave overhang. Windows are 2/2 DHS aluminum. An ornamental iron door is at front entry and a second north entry door on the north carport façade. NO chimneys are visible.
78. (C) 109 College c.1910 Shotgun
Vernacular shotgun with a low pyramidal roof and a projecting shed roof single leaf entry stoop with iron stanchions. The windows are 4/4 DHS wood singles. The front wood pane door with a ribbon of 5 lights at top is a late addition. No chimneys are visible. A rear addition is noted.
- 79A. (C) 110 College 1922 Traditional
A. OLD BATESVILLE HIGH SCHOOL
Two-story, red and tan brick school building with truncated hip roof of asphalt shingles. Tan brick is used to accent the red brick as a continuous soldier course sill water edge and soldier course lintels as well as decorative brickwork in the buttresses at the main entrance. Windows are 12/12 wood framed DHS. Façade (SW) has 5 bays, symmetrically spaced with 2 front, hipped pavilions at the ends, projecting slightly. Four brick buttresses flank the main entrance, which consists of a double leaf 6-light, 2 panel wood doors with 12 light transom and cornice above.
- B. (NC) Elementary School 1955 Eclectic**
One story brick school building with flat roof and concrete foundation. Windows are ribbons of 6-light steel, awning types with concrete sills. Each classroom has separate exterior entrances, each with 2-panel wood doors. A glass- enclosed corridor connects the building to the older building but is not original.
80. (NC) 111 College 1945, altered c.1990 Eclectic
One-story east oriented building of vinyl lap siding and asphalt shingles. The pyramidal hip roof has a front facing centered gable with louvers in the pediment. The front entry has no porch and has a 6 panel, metal entry door. No windows are on the front façade. Other façade windows are various 4/1 vertical wood and aluminum. Two other doors located each on the south and west facades are metal.
81. (NC) 113 College c. 1960 Vernacular
One-story house rehabilitated to be used as commercial day care. The full front porch has two wood, single light doors and is supported by four ornamental iron stanchions. A rear door is noted but the rear yard is fenced and inaccessible. Front construction is of board and batten wood. Other façades are of vinyl siding.

**United States Department of the Interior
National Park Service**

**NATIONAL REGISTER OF HISTORIC PLACES
CONTINUATION SHEET**

Section: 7

Page: 19

Batesville Historic District
Panola County, Mississippi

82A. (C) 200 College 1950
(OLD) BATESVILLE HIGH SCHOOL (II)

Art Deco
Harker & Heyer, Architects
Consolidated Contractors, builders

Two story, tan-brick school building with flat roof and concrete foundation. Brick is 6-course common bond. Windows are 6 light steel awning types with row lock sills on the class room section and 10 light aluminum awning type with concrete sills on the auditorium (addition) section. Main entrance is on the S façade, delineated by 2 enlarged brackets supporting a concrete awning and flanking two pre-cast concrete "pilasters." Entrance consists of a double-leaf, two light, 1-panel steel door with 4 light transom. Secondary entrance is at the E end of the façade and consists of a double leaf 3 light steel door. Auditorium entrance is decorated with red brick in the upper wall. [PHOTO # 9]

B. (NC) Annex. Classrooms building (connected to main building and gymnasium by a flat roofed metal and aluminum walkway). The flat roofed building has awning style aluminum windows in pairs and ribbons of six. Doors are pairs of metal commercial with a single light.

C. (C) Annex, Gymnasium c. 1950. Dome roofed masonry with brick façade physical education building.

Court

83. (NC) 100 Court 1970

Vernacular

One story side gable (asphalt) steep roofed east oriented commercial office building of brick veneer on concrete block with a flat roof (bituminous) rear wing. East façade windows are metal fixed with diamond faux panes. The entry door is a hollow core wood. No visible chimneys.

84. (NC) 101 Court c.1960

Vernacular

Commercial office building (West oriented) with a side gable attached applied to original storefront with a metal standing seam roof. 4 square columns support a partial porch. Two sets of 3, 6/6 DHS aluminum windows span the south center portion of the west façade. No visible chimneys.

85. (C) 101B Court 1900

Vernacular

Commercial concrete block and stucco building with loading dock on West façade. Two garage type doors flank the entry metal, one light entry door. The roof is flat (bituminous) with a straight parapet wall. The building is deep with a rear metal building attached. The historic function of the building is still in operation.

86. (NC) 103 Court 1970

Vernacular

Very contemporary modular design with four sections connecting by various architectural shapes and beams. The modules have four sided pyramidal roofs with clerestory window towers terminating in a flat roof. Windows are larger fixed 1/1. Front entry door is 1/1 wood and glass.

**United States Department of the Interior
National Park Service**

**NATIONAL REGISTER OF HISTORIC PLACES
CONTINUATION SHEET**

Section: 7

Page: 20

Batesville Historic District
Panola County, Mississippi

87. (C) 105 Court 1940 Minimal Traditional
One story west oriented minimal traditional of wide wood lap siding and craftsman detailing. The projecting off center, front gable has an eyebrow roofed stoop supported by two round, wood supports and is flanked by a pair of 4/1 vertical light craftsman style window on the right and a single window to the left. The entry door is wood with at screen door. A small-screened porch extends from the south façade beyond a tall interior chimney.
88. (NC) 106 Court 1930, altered c. 1980
Large "L" shaped Commercial building (East- oriented) on slab with a flat parapet roof on main section and shed roof on the projecting north rear addition. One entry door off center to the left of the East façade; three large fixed glass windows span the remaining front façade. The north façade has a glass commercial metal and 1 solid wood door. Garage doors are on the east facing façade of the north wing addition.
89. (C) 107 Court 1945 Bungalow
One story, west oriented, brick side gabled, veneer with asphalt shingles. A shed roof resting on two fluted metal columns extends from the west façade to form a partial porch. Windows are 4/1 DHS in singles with 6/6 DHS in pairs and threes. The wood, four light entry door is off center under the porch with a single window to the left and two windows to the left. NO chimneys are visible.
90. (C) 108 Court 1930 Vernacular
One story pyramidal, folk national design (McAlester p. 101, #3) dwelling. The full front porch has a hip roof extending from the main pyramidal roof and is ported by 4 square wood supports. Windows are craftsman 4vertical over 1 DHS wood. The front facing east oriented single leaf entry door is a wood 3 light. Vinyl siding has been applied. One brick chimney is observed on the right (north) elevation. Foundation is conventional pier. One portable storage building is located in rear of property. Good example of vernacular pyramidal family of houses. [PHOTO # 10]
91. (C) 109 Court 1900 Eclectic
An asymmetrical one story cottage with a side gable roof which extends/projects to form a full front porch supported by 4 turned balusters and balustrade with turned balusters. The foundation is masonry conventional. Windows are Craftsman 3/1 vertical DHS. The west facing front entry door is wood. A rear wood 6 light entry faced east. No chimney is visible. An attached single garage is on the right south facing elevation.
- 92A. (C) 110 Court c.1940 Minimal Traditional
This cottage is a side gabled, asymmetrical rectangle with stepped down gable wing forming a sun porch on the N section of the NE facing façade and rests on a conventional foundation. The single leaf front entry stoop is off center and has a 6 panel metal door. Windows are 1/1 DHS wood. One off center interior chimney is visible. Construction materials are wide lap siding and asphalt shingles. The rear has a large addition.
- B. (C) Garage. c. 1940. Single story, rectangular multi-purpose building located on east side of property.

**United States Department of the Interior
National Park Service**

**NATIONAL REGISTER OF HISTORIC PLACES
CONTINUATION SHEET**

Section: 7

Page: 21

Batesville Historic District
Panola County, Mississippi

93. (C) 111 Court 1900 Vernacular
Side gabled west oriented, one story dwelling with a full front porch under the extended slope of the gable roof. Windows are 3/1 DHS wood. The single leaf entry has a wood door off center. Square wood stanchions and turned balusters support the porch.
- 94A. (C) 112 Court 1945 Minimal Traditional
This asymmetrical 1 1/2 story dwelling has a side gable roof with two small front gable dormers. The dwelling is wood with asphalt shingles. A large single porch spans the east facing front façade and is supported by square brick supports; Windows are 4/1 DHS in singles and doubles. One off center interior chimney is observed.
- B. (C) Outbuilding. c. 1950 Wood with tin roof.
- 95A. (C) 113 Court c. 1935 Eclectic/Composite
This three bay asymmetrical bungalow has a front gabled roof and a lower front gable inset entry porch on the north portion of the west facing front façade. The dwelling is brick veneer and has craftsman details: 4 square/4 vertical/1 DHS windows in singles and ribbons of three. The front entry has a brick arch with a keystone. The large chimney that is centered and flanked by two small windows dominates the front façade. A diamond masonry stone and masonry splash pad decorate the chimney.
- B. (C) Garage. c.1940. Double garage, wood.
96. (C) 114 Court c.1940 Vernacular
This symmetrical rectangular, side gabled, wood dwelling has a centered front door with a small, projecting, bracketed, gabled stoop. Windows are 3 vertical/ 1 DHS wood. A three horizontal light over three panel wood door is under the east-facing gable.
- 97A. (C) 115 Court c. 1930 Craftsman/Eclectic
This asymmetrical southwest eclectic with craftsman detailing has a pyramidal hip roof and a centered hip dormer. The dwelling is brick veneer. Windows are 1/1 DHS singles with a 6/6 DHS in rear section. The front entry stoop has a gable roof, wood supports on brick piers and wood door. The south façade wing has a shed roof with an unusual hooded entry stoop.
- B. (C) Garage. c. 1950. Flat roofed double garage/storage.
98. (C) 116 Court c. 1945 Vernacular
This side gabled, southeast facing cottage has a hipped roof, full front porch that is supported by 4 square wood stanchions. Windows are aluminum 6/6 in pairs and singles. The front door is wood.
99. (C) 201 Court c.1920 Craftsman
This one story bungalow has a crossed jerkin head gable roof and is clad in vinyl siding. A larger front clipped gable porch is centered and supported by half columns on brick piers with brick half walls. The front entry door is an 18 light wood and glass with a transom. The porch extends to the left side and has a second entry door, same a front. A single carport is on the right under the extended roof.

**United States Department of the Interior
National Park Service**

**NATIONAL REGISTER OF HISTORIC PLACES
CONTINUATION SHEET**

Section: 7

Page: 22

Batesville Historic District
Panola County, Mississippi

100. (C) 202 Court c.1940 Minimal Traditional
This one story traditional dwelling has a side-oriented gable with three lower projecting front gables. Ornamental iron stanchions support the centered front stoop. The dwelling brick with asphalt shingles. Windows are 3.1 DHS wood in singles and doubles. The front (northeast) facing single leaf entry door was not visible but covered by an ornamental iron security door.
- 101A. (C) 203 Court c. 1950 Minimal Traditional
This one story southwest facing cottage has asbestos siding and a masonry foundation with asphalt shingles. The hip roof has a shed roof attached carport (metal) on the east façade. The front entry has the lattice screens and wood door on the west end of the front façade. Windows are singles 2/2 DHS with a 3, vertical light large picture window flanked by 2/2 DHS sides. The rear has a large sunroom addition and a large stained deck. Front landscaping includes a waterfall pond and extensive plantings.
- B. (NC) Outbuilding. c. 1965. Front gabled wood storage building.
- 102A. (C) 204 Court c.1900 Queen Anne
This 1 1/2 story Queen Anne dwelling is wood on brick enclosed pier foundation, with a pyramidal hip roof and projecting front gable on the west side of the north facing front façade. A one-story porch wraps to the east façade and has a secondary entrance. Six slender round wood columns on brick piers support the porch. No chimneys are visible.
- B. (NC) Garage. c. 1960. Front facing gabled masonite structure.

Creek

103. (C) 202 Creek 1950 Eclectic
Brick side gabled dwelling with a projecting centered front gable, two front gabled inset dormers on the right portion of the NE facing façade. A tall broad based, stepped chimney is adjacent to the off center front entry stoop. The entry door is an arched wood with 6 square lights and an ornamental iron storm door. East of the chimney is a 25 light fixed window. West of the front entry is a ribbon of three, 3/1 DHS wood windows. Other windows are in singles and pairs. A small fanlight is in the peak of the single bay front facing gable. A second entry is on the west front as is a second picture window. This section appears to have once been the garage and has been enclosed. The rear portion of the house was inaccessible.
- 104A. (C) 204 Creek 1948 Minimal Traditional
A side gabled brick, one-story dwelling with asphalt shingles and conventional foundation, the single leaf entry on the north façade is recessed with angled sides and has a 6 panel stained wood door with 3/4 sidelights. Windows are 9/9 and 6/6 DHS wood in pairs and triples. A pair of large, iron lanterns flank the recessed entry. One exterior chimney on the rear (S) façade is observed.
- B. (C) Outbuilding. c. 1950. Rectangular wood building with shed roof, one large fixed pane window; possibly a small beauty or retail shop.

**United States Department of the Interior
National Park Service**

**NATIONAL REGISTER OF HISTORIC PLACES
CONTINUATION SHEET**

Section: 7

Page: 23

Batesville Historic District
Panola County, Mississippi

105. (C) 210 Creek c.1940 Vernacular
This one story, 3X3 bay, symmetrical, rectangular stucco structure is capped by a gable roof. 2/2 DHS windows flank the gable roofed entry porch, supported by decorative iron stanchions.

Eureka

106. (C) 98 Eureka 1930 Art Deco
Eureka Cinema
The one story symmetrical theater resting on a concrete block foundation has a flat roof with a recessed entry with two pairs of glass and metal doors and a ticket window on the recessed south façade. The façade is brick and stucco with projecting flat roof over the recessed entry.
107. (C) 108 Eureka 1930 Vernacular
The building is a one story, brick service station on a slab foundation with a metal awning. The primary façade, under the metal awning, has a wood door with a single light flanked by a single display window on one side and two display windows on the other side. Transoms have been boarded up. The secondary façade has a centered wood door with a single light between display windows. There is also an addition with a two bay garage.
- 108A. (NC) 121 Eureka 1889, altered, 1920, 1949, 1969 Contemporary
Built on lot deeded to church by Mr. And Mrs. J.M. Cox, July 2, 1889.
Red brick one story religious building with a sleep roof and decorative arch supports. The recessed entry has a pair of center doors and is flanked by single wood doors. Above the doors is a set of eight stained glass windows designed and made by Laukhuff Stained Glass, Inc. of Memphis, TN. They were made of hand blown Blenko colored glass.
- B. (C) Annex. 1949. (altered, 1956) Commercial
One story, brick religious building for educational purposes. Various wood doors in pairs and singles.
109. (C) 124 Eureka 1930 Queen Anne
A wood and masonry 3 X 3 bay asymmetrical cottage with asphalt shingles, conventional foundation and a full front porch that wraps to the left of the east facing façade. Windows are 1/1 DHS wood. The front entry door has a large single pane, a ransom and sidelights. Two interior chimneys are visible. The rear façade has a small, screened porch. The porch is supported by half-height, Doric columns resting on brick piers. Balusters are turned and closely set. The tall, front projecting, pedimented gable is dominated by a large Palladian window in the pediment. Minor additions have been made on the rear façade.
110. (C) 126 Eureka 1930 Dutch Colonial
This two-story Dutch Colonial style bungalow is unique to the city, being the only gambrel roof in the district. There is a side gable and rear gable with two hip, front facing dormers. The structural system is enclosed brick piers and the house is clad in vinyl siding. Windows are craftsman style 1/1 DHS wood. The sun porch has long casement windows in ribbons of three and four. The front recessed partial porch faces east and has a wood door with transom, 6 Doric columns, and smooth, round balusters. A Palladian window is on the south façade. One interior chimney is visible on the left portion.

**United States Department of the Interior
National Park Service**

**NATIONAL REGISTER OF HISTORIC PLACES
CONTINUATION SHEET**

Section: 7

Page: 24

Batesville Historic District
Panola County, Mississippi

111. (C) 126 1/2 Eureka 1930 Minimal Traditional
This cottage is a 3x3 side gabled dwelling with a projecting lower gable wing on the south third of the east facing front façade. A small composite porch shields the single leaf entry and extends to the north end to the front façade. A rear gable wing on the northwest third extends the rear façade. The dwelling is masonry foundation with asbestos siding and asphalt shingles. No chimneys are visible. The windows are 6/6 DHS wood in singles, doubles, and triples. Ornamental iron supports and rail decorate the front porch.
112. (C) 128 Eureka 1930 Craftsman
This craftsman style bungalow has a hip roof with a center dormer with a hip roof. A rear addition has a shed roof. The building is vinyl siding clad on a rusticated block foundation. Windows are 9/1 wood. A full porch wraps to the left or south façade and is supported with 6 pairs of pyramidal square wood columns. The single leaf entry on the east facing front façade has a wood 12 light door with two side windows and a ten light transom. Three chimneys are visible: one center interior, one rear interior, and one right façade exterior.

Graves

- 113A. (NC) 101 Graves Commercial Build.
Site of Batesville City Waterworks, 1932, 1945 Sanborn Maps
The square, 5 x 3 bay, symmetrical, one story structure has a full width porch supported by four wood posts and is capped by a side gable roof. The porch area has a single 6/6 DHS window with shutters, a one light door, a 6/6 DHS window with shutters, a one light door, and a 6/6 DHS window with shutters. The brick structure has wood siding on the gable end.
- B. (C) Outbuilding. Rectangular building with 6 open bays constructed of corrugated metal with a shed roof.
- C. (NC) Outbuilding. Concrete block building.
- D. (C) Outbuilding. Small, front gabled block building.
114. (NC) 102 Graves c.1983 Commercial Build.
The square, 5X3 bay, symmetrical, one story structure has a full width porch supported by four wood posts and is capped by a side gable roof. The porch area has a single 6/6 DHS window with shutters, a one light door, a 6/6 DHS window with shutters, a one light odor, and a 6/6 DHS window with shutters. The brick structure has wood siding on the gable end.

**United States Department of the Interior
National Park Service**

**NATIONAL REGISTER OF HISTORIC PLACES
CONTINUATION SHEET**

Section: 7

Page: 25

Batesville Historic District
Panola County, Mississippi

Kyle

115. (NC) 195 Kyle 1999 Eclectic
This one story, 4 x 1 bay, L-shaped structure has rests on a slab foundation and is topped with a cross gabled roof with overhanging eaves. The walls are a brick veneer with a vinyl wall surface. The front façade has a 2 bay wide inset porch supported by columns. The steel 6-panel door has an ornate aluminum and glass screen door. The window on the structure (from west to east) include a pair of small 6/6 DHS windows, and two pairs of 6/6 DHS windows with window screens on the lower half of the window.
116. (NC) 199 Kyle 2000 Eclectic
This one story, vinyl siding clad, irregularly shaped structure rests on a slab foundation and is topped with a cross gable roof. The 4 bay, front facade (S) has a 3 bay wide L-shaped porch featuring square posts with matching railings between. In the porch area is a pair 6/6 DHS windows with shutters and a 6-panel door. The eastern most bay has a pair of 6/6 DHS windows with shutters topped with round nine light fanlight.
117. (C) 200 Kyle 1951 Ranch
This one story, 4 x 3 bay, irregular shaped, hip roof, brick structure with a continuous wall brick foundation has a partial porch with ornate iron supports. The easternmost front façade windows are a pair of 15 light windows each covered by three vertical lights and a transom. In the porch area is a 6 panel wood front door set in the east wall and a 15 light window covered by three vertical lights and a transom. The windows to the west of the porch area are identical to those in the east in arrangement and type.
118. (NC) 201 Kyle 1945, additions/alterations Minimal Traditional
This one story, rectangular structure has a continuous wall foundation and is topped with a cross gable roof. The westernmost end of the front façade has a pair of 6/6 DHS windows with shutters. The front door, flanked by pairs of 12 light windows, is a wooden 6 panel door set to the east of the front gable wall exterior chimney. Another 7 pairs of 12 light windows extend east the length of the front façade as well as another exterior chimney in the rear of the structure. At the west end of the house is a fence with brick piers, iron gates and rails between them.
119. (C) 202 Kyle 1950 Ranch
The one story, rectangular shaped, hip roof structure with a continuous wall foundation has a partial porch with brick steps and ornate iron supports supporting a sloping roof. To the east end of the 6 bay front façade structure (N) is an internal chimney. The off center front door is a 3 panel wood door with a square light near the top. At the easternmost corner of the house are two 6/6 DHS windows with shutters, to the west of the front door, in the porch area is a 6/6 DHS, a 16 light fixed and 6/6 DHS ribbon of windows with shutters followed by a 6/6 DHS window with shutters, and a 6/6 DHS window with shutters.

**United States Department of the Interior
National Park Service**

**NATIONAL REGISTER OF HISTORIC PLACES
CONTINUATION SHEET**

Section: 7

Page: 26

Batesville Historic District
Panola County, Mississippi

120. (NC) 203 Kyle 1955 Ranch
The one story, 5 x 3 bay, irregular shaped structure rests on a slab foundation and is capped by a hip roof with overhanging eaves. The attached carport to the west of the structure is supported by iron supports. Beginning from west to east the brick, L-shaped front facade (S) has a 3 light awning window, a ribbon of three 5 light awning windows, a wood with a diamond shaped light door, a pair of 5 light awning windows on the west and south façades of the projecting wing, and a pair of 3 light awnings windows at the easternmost end of the façade.
- 121A. (C) 204 Kyle 1940 Minimal Traditional
The one story, cross-gabled structure has a continuous wall foundation and an interior chimney on the east end of the structure. The east end of the structure has a screened flush with the northern façade. The entry is on the easternmost portion of the projecting gable end with a surround of a broken triangular and segmental pediment. The windows from the easternmost end are a 6/6 DHS window, the pair of 6/6 DHS windows on the projecting gable end and a 6/6 DHS window on the westernmost end of the structure.
- B. (C) Garage. c. 1950. Two bay wood garage.
- 122A. (C) 205 Kyle 1949 Minimal Traditional
The one story 4x3 bay structure resting on a concrete block foundation has a cross gable roof with an inset porch in the front projecting gable (S) supported by iron supports. The asbestos siding clad structure has a 3 panel wood door with a 3 light transom located on the east facade of the porch area. The westernmost end of the southern facade has a pair of 6/6 DHS windows then a single 6/6 DHS window. The projecting gable has an 8 light, 1 light, 8 light ribbon window. The easternmost end of the southern façade has a pair of 6/6 DHS windows. All windows have metal awnings.
- B. (C) Garage. c. 1949. Front gable two bay structure with asbestos siding.
123. (C) 206 Kyle 1948 Minimal Traditional
The one story, asymmetrical structure resting on a continuous brick wall foundation has a side gable roof with an inset porch supported by a fluted column. The vinyl siding clad structure with its 6 panel front door located on the west façade of the porch area has an attached one car garage on its west end. The 3 bay front façade has a window of 3 vertical lights in the porch area west of the front entry. To the east of the porch area is a 3 light ribbon window then a window of 3 vertical lights with shutters at the easternmost end of the façade.
124. (C) 207 Kyle 1946 Minimal Traditional
The one story, structure resting on a continuous wall foundation has a cross gable roof with an inset porch supported by a brick pier. 6/6 DHS windows with shutters flank the stucco structure with an exterior gable end brick chimney. The easternmost end of the 4 bay front façade (S) has a pair of 6/6 DHS windows with shutters. The porch area has the 4-panel/2 light wood door on its southern façade. The side entry, located on the west façade, is covered by a metal awning as is a 6/6 DHS window on the east façade. [PHOTO #11]

**United States Department of the Interior
National Park Service**

**NATIONAL REGISTER OF HISTORIC PLACES
CONTINUATION SHEET**

Section: 7

Page: 27

Batesville Historic District
Panola County, Mississippi

125. (NC) 208 Kyle c.1950, altered 1970's Minimal Traditional
The one story, brick and vinyl siding structure rests on a brick continuous wall foundation and is capped by a cross gable roof. A carport is inset at the west end of the projecting brick front gable and supported by iron supports. The sloping interior chimney is located east of the inset entry with its 4-panel/2 light door. West of the carport on the brick projecting gable is a ribbon of four 6/6 DHS windows and a pair of 6/6 DHS windows at its westernmost end. At the westernmost corner of the vinyl siding clad area is a pair of 6/6 DHS windows. All windows are covered with aluminum storm windows.
126. (C) 209 Kyle 1945 Minimal Traditional
The one story, stepped side gable structure rests on a concrete block foundation. The asbestos clad structure has an inset porch is supported by iron supports. The 6 bay front façade (S), from west to east, has a 6/6 DHS window, a 3 panel/ 6 light door with screen door, a pair of 6/6 DHS windows with shutters, a 6/6 DHS window (on the west façade), a pair of 6/6 DHS windows with shutters, a 4 panel with elliptical light door and a ribbon of three 4/4 DHS windows with shutters.
- 127A. (C) 210 Kyle 1948 Minimal Traditional
The one story, rectangular, symmetrical structure rests on a slab foundation and is capped by a stepped side gable roof. The partial width porch is supported by wood columns and has decorative wood dentil work below the eave. The exterior of the structure is clad with a brick veneer in the porch area and vinyl siding on the two wings. The symmetrical structure has 6/6 DHS windows with shutters on each wing and 6/6 DHS windows flanking the 6-panel door with aluminum screen door and 4 light sidelights.
- B. (C) Garage. c. 1950. Detached garage with wood siding
128. (C) 211 Kyle 1940 Minimal Traditional
The one story, asymmetrical structure rests on a concrete block foundation with a sloping roof supported by iron columns carport at the west end of the structure. The cast stone and stucco structure has an exterior gable end brick chimney flanked by 3/1 DHS windows on each side. A pair of 6/6 DHS windows is at the west end of the structure. A wooden spindle work post on a partial brick pier supports the inset porch. The porch area has a front door that is wood with four horizontal lights, glass block sidelights and an aluminum screen door. To the east of the front door is a jalousie window and a 4 panel door with 2 lights in the middle of the door under a projecting sloped roof entry which is supported by decorative iron supports.
129. (C) 212 Kyle 1948 Minimal Traditional
The one story, asymmetrical structure with an inset carport rests on a concrete block foundation and is capped by cross gable roof. The vinyl siding clad structure has an interior chimney. To the west of the carport on the 5 bay (N) façade is a 10 light window, a 9 light window with shutters, a recessed entry with 4 panel/2 light wood door, and on the projecting gable are two 15 light windows.

**United States Department of the Interior
National Park Service**

**NATIONAL REGISTER OF HISTORIC PLACES
CONTINUATION SHEET**

Section: 7

Page: 28

Batesville Historic District
Panola County, Mississippi

Panola Avenue

130. (C) 101 Panola Avenue c. 1945
This one story commercial building has a flat roof with a parapet and decorative visor awning. Two metal tripartite windows with center 2/2 DHS are on the NNE facade. One side door is on ESE facade. This building actually faces the square and has service windows for the public.
131. (C) 102 Panola Avenue c. 1890
This one story, SSW-facing, masonry, rectangular symmetrical commercial building has a flat roof with a straight parapet wall front with decorative dentil banding design brickwork. There are no porches but a centered recessed area serves as an entry porch. The double leaf SSW area has a tile floor with the name "Cassell's" designed in the tile. Store front fixed light windows and a pair of wood and glass doors are on the SSW facade. Transom windows on the SE facade have been bricked in. Rear door is a five-panel wood.
132. (C) 103/105 Panola Avenue 1939 Vernacular
This one story rectangular building is of masonry construction with brick veneer. The roof is flat with a stepped parapet wall. The building is divided into 2 commercial sections with two pairs of wood doors with large single lights. There is no rear access door.
- 133A. (NC) 104 Panola Avenue 1963
First Baptist Church – Sanctuary **Hanker & Heyer, Architect**
Graves Bros, Contractor
Two-story, brick veneer, religious structure built in a rectangular plan three bays wide. Ornamentation is sparse with the exception of a tall, painted, pagoda shaped steeple resting atop a square base underneath a belfry tower. Four Doric columns with pilasters support the lower gabled projecting, entry porch on the west facade. The gable has raked cornices on each side with large dentil molding following the perimeter. A semicircular window is in the tympanum. A decorative architrave surrounds the structure with a smaller 3 part wood cornice band surrounds the structure.
- B. (C) (106 Panola Avenue) c.1880 remod.1909, 1922 Neoclassical
(Old) First Baptist Church (Lee Chapel) **W. C. Thorne, Contractor c.1880**
M. J. Harber, Architect, 1909
Raymond Spencer, Architect, 1922
Graves Bros., Contractor
Two story symmetrical brick veneer, Georgian Colonial with classical elements, religious structure on raised foundation. The truncated hip roof has a projecting front gabled pedimented portico. A large, two story stained glass window is centered on the facade of the west facing partial porch. Four, two story Doric columns support the porch. Two pairs of panel wood doors flank the window. The tympanum is brick with a round glass window in the center. Windows are colored glass 1/1 DHS wood.
- C. (NC) (108 Panola Avenue) 1990 Contemporary
First Baptist Recreational Building **McRee, Dardamant, and Jones, Architects**
Rectangular flat roofed recreational building with a brick facade and tall 1/1 aluminum windows. Standing seam metal roof.

**United States Department of the Interior
National Park Service**

**NATIONAL REGISTER OF HISTORIC PLACES
CONTINUATION SHEET**

Section: 7

Page: 29

Batesville Historic District
Panola County, Mississippi

- 134A. (NC) 107 Panola Avenue c. 1946, altered c.1980 Vernacular
Ford Automobile Dealership
This rectangular masonry with brick veneer, one story building was formerly a shop, renovated with sheet metal mansard and canvas awnings. There are two front facing (SE) metal doors and one fixed 20 light metal window.
- B. (NC) Outbuilding. c. 1960. Warehouse for Civitans and Junior Auxiliary, inaccessible.
135. (C) 109 Panola Avenue c.1900 Vernacular
This L-shaped two story, folk Victorian has a side gable and front facing bay. The SE front façade has a double galleried porch with turned balusters. Windows are 1/1 DHS wood. Observed are two exterior doors on lower porch with matching pair of exterior doors on the upper porch. Decorative fish scale shingles are in the gables and decorative brackets frame the bayed projecting wing.
136. (C) 111 Panola Avenue c.1920 Queen Anne
This 1 1/2 story Victorian Queen Anne free class has pyramidal hipped roof with lower cross gables and an integrated polygonal tower on the left front of the southeast facing façade. The wrap porch beneath the tower has square supports. There is another small entry porch on the rear. Windows are wood 1/1 DHS. The doors are wood single pane with transoms and decorative carving. The projecting gable has fish scale shingle decorative trim. No chimney is visible. An attached carport has been added to the SE side. [PHOTO # 12]
- 137A. (C) 112 Panola Avenue c. 1935 Eclectic
A.B. Monroe House
This 1 1/2 story minimal traditional has Craftsman influences (i.e. extended rafters and decorative trim over front stoop). The roof is a stepped side gable and the foundation is conventional. Craftsman style windows are 4/1 DHS wood. There is a front (SW) wood panel door, rear façade French type doors and a rear single door. One rear exterior and one center interior chimney are visible.
- B. (C) Garage. c. 1945. Wood, double garage.
138. (C) 113 Panola Avenue c. 1880 Vernacular
St. Stephen's Episcopal Church
This one story, front gabled wood (clapboard) structure has a secondary lower front gabled double leaf entry. The rafters are exposed in the extended eaves. Foundation is brick piers that have been joined with solid brick sections. The church has three sets of Tudor-arched leaded, stained glass windows on the NW side and 3 sets on the SE side. The front entry doors are a pair of solid 4 panel wood with a wooden sunburst segmental arch above. The windows and interior furnishings are significant. [PHOTO #13], [PHOTO #14]

**United States Department of the Interior
National Park Service**

**NATIONAL REGISTER OF HISTORIC PLACES
CONTINUATION SHEET**

Section: 7

Page: 30

Batesville Historic District
Panola County, Mississippi

139. (C) 114 Panola Avenue c. 1880 Eclectic
(Original) Watson Place
This asymmetrical two-story dwelling has a steep roof side gable with a projecting front gable and two front gabled dormers. The foundation is enclosed brick piers. Wood lap siding and asphalt shingles are used for construction. A front single leaf entry porch has a hip roof and 1 square column support. Ornamental iron rails are at steps. The front entry door is a 4 light, wood. There are two rear doors (4 ft. and 5 ft. wood). No chimneys are visible. The steep roof and dormers suggest Gothic influence. Windows are 6/6 DHS wood.
- 140A. (C) 115 Panola Avenue c. 1925 Colonial Revival
This 1 1/2 story 4X3 bay, brick dwelling has a steeply pitched, side gable roof with stepped down NW gable and 2 front facing gable dormer. The single lead entry is slightly recessed under and extension of the roof eave. A secondary entry is through the screened porch on the NW corner. One interior chimney and one NW exterior chimney are visible. Doors are 6 panels with 4 lights. Windows are 6/6 DHS. The shingles are asphalt. The fascia board is decoratively scalloped over the entry stoop.
- B. (C) Outbuilding. c. 1925. Large steep roofed, north oriented brick storage structure.
141. (C) 116 Panola Avenue c. 1948 Minimal Traditional
Bud Pearson House
This wood frame/asbestos siding, asymmetrical, one story dwelling has a low sloping front gabled and side hipped with rear wing and has a conventional foundation. A front NW facing colonnaded porch with ornamental iron supports provides the entry porch. A single leaf vertical panel wood door faces north. A rear 9 light wood door is on the SE façade. Windows are metal casement and one 25 light, fixed picture window faces south. No chimneys are visible. The eaves have exposed rafters.
142. (C) 118 Panola Avenue c. 1914 Craftsman
Lester Cox House
This one story 3X2 bay symmetrical cottage is of wood lap siding has a full front porch on the NW facing facade. Windows are 1/1 singles and ribbons of three. The porch has pairs of square wooden supports. Also of importance are the closely set exposed rafters under the wide eaves. Four chimneys are visible: 1 exterior NW; 1 rear Interior NW; 2 Interior SW. The front entry door is a single glass wood with a glass transom.
- 143A. (C) 119 Panola Avenue 1913 Greek Revival
FIRST UNITED METHODIST CHURCH
J. E. Greene, Architect
T. Thomas, Contractor
Greek Revival two story brick veneered building with a copper dome resting on a truncated slate roof. The symmetrical building appears square from the three sides but the rear or west façade has a circular wall. The two-story projecting gable form the east facing front entry porch and rests on four Doric columns. A tripartite stained glass window dominated the recessed entry porch. The projecting porch is duplicated on the south façade. Windows on the first floor are singles and pairs of 1/1 DHS stained glass topped by a circle head window. Second floor windows are 1/1 DHS stained glass in pairs.
[PHOTO # 15] [PHOTO # 16]

**United States Department of the Interior
National Park Service**

**NATIONAL REGISTER OF HISTORIC PLACES
CONTINUATION SHEET**

Section: 7

Page: 31

Batesville Historic District
Panola County, Mississippi

- B. (NC) Annex 1956 Commercial Style
Fisher/ Rhodes, Contractors
One one-story brick veneered building for religious educational purposes.
- C. (NC) Annex 1970 Commercial Style
One story brick veneered building for fellowship hall, classrooms and nursery functions.
144. (NC) 120 Panola Avenue 2000 Minimal Traditional
This one story 4X2 bay dwelling has hip roof with 2 front facing gables and two inset pediment gable dormers. A recessed single leaf entry porch has a 12 light French style door with matching sidelights. Windows are 6/6 DHS. Dormers have arched fanlights.
- 145A. (C) 121 Panola Avenue c.1890 Colonial Revival
Brick, concrete block, asphalt shingle, this two story Colonial Revival has a centered entrance and three bay façade with a one story full porch wrapping to the SE façade. The hipped roof has small front gabled pediment dormer. Eaves have decorative exposed rafters. The dormer has a circle head window flanked by metal air vents. Windows are various 12/1, 9/1, and 6/1 DHS wood with square stone headers. The brick is smooth faced. Ornamental iron stanchions support the hip roof porch.
- B. (C) Garage. c. 1950. West oriented four bay, wood structure with asphalt roof.
146. (C) 122 Panola Avenue c. 1870 Eclectic Vernacular
KYLE JARRETT HOUSE
Original portion of this dwelling was built c.1870 by R. McKensie Kyle. This one story wood, asphalt shingled dwelling has a cross gabled main section with a NW side gable addition. A large front facing screened porch in on the SE facing corner. Windows are various 1/1, 6/6, 4/4, DHS wood or aluminum. There are no visible chimneys.
- 147A. (C) 123 Panola Avenue c. 1924 Craftsman
PERKINS HOUSE
This 1/12 story brick craftsman style dwelling has jerkinhead cross gables with a lower projecting gable over screened porch and a porte cochere extending from the NE corner. Windows are doubles, singles, triples 9/1 DHS. The front entry is within the front facing screen porch. The door is a craftsman style with sidelights and an 8 light transom. One door is at the rear and another at the porte cochere. One exterior chimney is on the right side (SE) façade. An addition was noted at the rear of the house.
- B. (C) Garage. c. 1930. Wood building, front facing gable, poor condition.

**United States Department of the Interior
National Park Service**

**NATIONAL REGISTER OF HISTORIC PLACES
CONTINUATION SHEET**

Section: 7

Page: 32

Batesville Historic District
Panola County, Mississippi

- 148A. (C) 124 Panola Avenue c. 1880, second story added 1911 Eastlake
This asymmetrical, wood, folk Victorian has a hip roof and projecting front hip roof bay wing with a single wrap porch. Windows are 1/1 single DHS wood with various 2/2 DHS on the rear addition. Single leaf entry under the porch has a large single glass, sidelights and transom. There are two rear doors and one exterior chimney on the rear NW façade. The projecting bay has decorative spindle work trim. The wrap porch is ornamented with a Chippendale balustrade, and a jigsaw cut wood architrave. Decorative carving g is also found between the lower and upper windows on the projecting front bay. An extensive addition has been placed to the rear of the original house.
- B. (NC) Garage. c. 1970
149. (C) 125 Panola Avenue c. 1910 Craftsman
This 1 1/2 story pyramidal hip with cross gables and front gable inset porch (SE facing) is vinyl siding clad on an ashlar concrete block foundation. The rough cut concrete blocks also form the balustrade and 50% porch supports. Tapered square wood columns span from the blocks to the porch ceiling. Craftsman style 30/1 DHS windows are singles and ribbons of three. The front (SE) entry door under the porch is a single 12 light with side lights and transom. Two other entry doors are under the porch and one door is on the rear elevation. Fish scale shingled decorative trim covers the porch gable (SE). One right rear exterior chimney is visible.
150. (NC) 126 Panola Avenue c. 1950 Eclectic
This one story side gable with projecting center gable with single leaf, SW facing entry has vinyl siding. The windows are 9/6 DHS aluminum. Doors are metal 6 panel. No chimneys are visible.
151. (C) 127 Panola Avenue C.1920 Craftsman
This symmetrical cottage of square massing has a pyramidal hip roof with extended eaves and exposed rafters. Two cross hip gable dormers and a lower front facing (SE) partial porch add to the symmetry of the dwelling. The windows are 8/1 DHS wood in singles, doubles and ribbons of three. The front single leaf entry is a craftsman style single light, wood door with sidelights and transom. Square columns support the partial porch in pairs with a triple set on the SW corner. Now chimneys are visible. The projecting porch gable has 3 decorative triangular knee braces adding to the craftsman detailing. The dwelling has wood lap siding and asphalt shingles.
152. (C) 128 Panola Avenue c.1920 Craftsman
This 1 1/2 story side gabled, wood craftsman (S facing) has a small center projecting gable porch. Extended eaves and exposed rafters plus triangular knee braces add to the design. Low rusticated block piers support pyramidal wood columns. Windows are 9/1 DHS wood in singles and ribbons of 3. There are 2 chimneys: one center interior and one rear exterior.
153. (C) 129 Panola Avenue c.1945 Minimal Traditional
This 1 story, rectangular side gable dwelling has a rear hip wing with an additional low shed roof section on the rear (W façade). The single leaf portico, which is supported by ornamental stanchions, has a wood door with 4 high, arched lights. An exterior chimney with a decorative flue is dominant feature on the NE facade. An inset, screened porch is on the south façade and has arched brick. The adjacent carport has decorative arched wood lattice as brackets. The dwelling has wide lap siding, brick accents and asphalt shingles.

**United States Department of the Interior
National Park Service**

**NATIONAL REGISTER OF HISTORIC PLACES
CONTINUATION SHEET**

Section: 7

Page: 33

Batesville Historic District
Panola County, Mississippi

154. (C) 130 Panola Avenue c.1945 Craftsman
This one story 3 bay symmetrical Craftsman style has a hip roof with a large projecting front gable. An eyebrow arch roof supported by ornamental iron stanchions provides a SE facing entry stoop. A rear addition has a mansard plus a shed roof carport on square supports. A large screened porch is on the east façade. Windows are single 3/1 DHS with one large fixed light picture window on the SW section of the front facade. The dwelling is wide (10" clapboard) with a masonry foundation. No chimneys are observed. The house is presently for sale.
155. (C) 131 Panola Avenue c. 1921 Craftsman
This symmetrical 1story craftsman is of wood, narrow lap siding, a masonry conventional foundation and asphalt shingles. The hip roofed house has pyramidal massing with a centered inset or recessed entry porch under the centered front (NE) gable. Windows and doors are prairie style (McAlester, p.442). The porch has large triangular brackets and smaller decorative bracket in the entablature above the porch. A solid wood door with two, 9 light transoms are center front. A large two-story rear addition has been added. [PHOTO #17]
156. (C) 133 Panola Avenue 1941-47 Minimal Traditional
This rectangular dwelling east facing has a side gable roof with a lower side gable wing on the north end. A small front facing projecting gable forms a front stoop with ornamental iron stanchions and side rails. Windows are pairs and singles 6/6 DHS wood with 1 large 28 light picture window on the NE front section.
157. (C) 135 Panola Avenue c.1925 Craftsman
This east facing one story cross-gabled craftsman has vinyl siding and asphalt shingles. A large front facing gable has a lower left front gable that forms the inset entry porch on the SE corner. Windows are prairie style 8/1 DHS in ribbons of three and four. Some singles are 1/1 DHS. The front entry door is a 15 light French style with sidelights. Three chimneys: 1 on south, 2 on north.
- 158A. (C) 137 Panola Avenue c. 1925 Craftsman
This eclectic 1/12 story dwelling has a center crossable on pyramidal hip with a front facing lower front gable inset porch. Three gabled dormers form the upper 1/2 story level. The house appears to have a full basement. Two separate entry doors, which are glass and wood, are under the inset front porch. One exterior chimney is on the NE façade. Decorative diamond design shingle work is observed in front gable. The house has wood lap siding. A well-done rear addition is in keeping with the original integrity of the structure.
- B. (C) Outbuilding. c. 1930. Wood low pitched front gable structure.
- C. (C) Garage. c. 1930. Single wood garage with pyramidal roof.

**United States Department of the Interior
National Park Service**

**NATIONAL REGISTER OF HISTORIC PLACES
CONTINUATION SHEET**

Section: 7 Page: 34

Batesville Historic District
Panola County, Mississippi

- 159A. (C) 200 Panola Avenue c. 1930 Craftsman
This two-story bungalow 3 bay dwelling has a pyramidal sloping roof extending to form a wrap porch on the SE the facade. Seven tapered square columns support the porch. . The house has narrow clapboard siding with a masonry foundation. A large hip dormer with two prairie style fixed windows is centered about the projecting, front facing gable portico. Windows are prairie style 3/1 flanking 4/1 in ribbons of 3. Other original windows are 3/1 in pairs. An extensive addition is on the rear façade and has various windows. Doors are various: 1 wood, louver on the front porch with 4 light transom; 1 rear entry 3 light with 5 light transom; 1 wood with side lights and tram son. The house has wide eaves and exposed rafters. No chimneys are visible.
- B. (NC) Garage (altered, addition). Front gabled garage with three bay storage section.
160. (C) 202 Panola Avenue c.1940 Minimal Traditional
This rectangular 4X4 bay, asymmetrical, one story, brick dwelling has a side gable with a rear hip extension. Ornamental iron stanchions support a small steep front gabled single leaf portico. Jigsaw cut verge boards decorate the portico. The entry door (SW facing) is a 15 light French type door. Exposed rafters are on the extended eaves. Windows are singles and pairs of 4/1 DHS.
- 161A. (C) 203 Panola Avenue c. 1900 Vernacular
This symmetrical, folk style, one story cottage is wood and aluminum siding with asphalt shingles. The steep pyramidal roof has a hip roof full porch and added shed roof extensions to the east and west facades for carports. The full porch is supported by 4 iron stanchions and additional ornamental iron stanchions supporting the carports. One exterior chimney is visible on the SE façade. Other materials used on the additions are stone and masonite siding.
- B. (C) Outbuilding. c. 1920 Wood Outbuilding.
- C. (C) Outbuilding. c. 1920 Wood Outbuilding
162. (NC) 204 Panola Avenue 1990 Minimal
This symmetrical ranch style dwelling has a hip roof and slab construction. The rectangular 5X2 bay has a rear wing extension. A recessed single leaf entry is centered in the front (west) façade and has a 9 light panel metal door. Windows are singles and pairs of DHS aluminum. NO chimneys are visible. Two other doors: one under carport on south façade and one at rear. The carport is inset under the NW portion of the hip roof.
163. (C) 205 Panola Avenue c.1900 Eclectic
This wood with masonry foundation folk Victorian dwelling has a side gable and front gable wing with a partial porch that wraps to the south façade. The supports are square wood columns with pilasters. Windows are 9/9 wood in pairs and singles. A single leaf entry door is a 6-panel wood with sidelights and a 9 light transom. No chimneys are visible.

**United States Department of the Interior
National Park Service**

**NATIONAL REGISTER OF HISTORIC PLACES
CONTINUATION SHEET**

Section: 7

Page: 35

Batesville Historic District
Panola County, Mississippi

- 164A. (C) 206 Panola Avenue c.1900 Vernacular One story, folk Victorian has a gable roof with a front gable wing and a rear gable wing. The partial front porch has 3 turned wood supports with a rail and balustrade of turned spindles. The single leaf entry (SW facing) has a metal 6-panel door with sidelights and transom. The front wing has three angled or bayed windows. Windows are 1/1, 4/4, and 6/6 singles. The rear addition has an attached carport.
- B. (NC) Garage/ Workshop. c. 1990. Large rectangular wood, brick shop front facing gable on northwest corner of property.
- 165A. (C) 207 Panola Avenue c.1920 Craftsman Craftsman style front facing gable has a SW facing side gabled carport. The materials are vinyl siding and masonry. Tall tapering piers support short, decorative pairs of wood columns near the eave that create a prairie style appearance. Windows are craftsman style 8/1 DHS wood in pairs and triples. The doors are craftsman style 4 light over wood panels with a narrow transom.
- B. (C) Garage. c. 1950. Double garage with west oriented front facing gable.
166. (C) 208 Panola Avenue c.1902 Queen Anne One story front and side gable SW facing Folk Victorian cottage, with vinyl siding and brick pier foundation in filled with brick. The one story galleried porch wraps to the right (S) façade and is supported by square wood columns as it rests under the extended gable eave porch. The projecting angled, front bay is most distinctive with three 1/1 DHS windows in the angles and decorative triangular brackets with teardrop pediments. The gable pediment extends and is supported by knee braces. The apex of the gable is ornamented by a jigsaw cut design and spindle work. Two chimneys are visible: one right side interior and one rear interior.
167. (C) 209 Panola Avenue c.1875 Vernacular A one story front gable and side gable wing wood Folk Victorian on masonry foundation. A one story partial porch rests on three square wood supports under the extended gable eave on the front right (S) façade. The single leaf entry doors are a wood street facing centered with a second entry facing SW on the projecting gable wing. A rear entry door is also observed. The projecting gable wing has a pair of pointed 4/1 wood windows under a small pediment with a decorative diamond carved trim above the windows. The peak of the gable has a molded cornice and return. No chimney is visible.

United States Department of the Interior
National Park Service

NATIONAL REGISTER OF HISTORIC PLACES
CONTINUATION SHEET

Section: 7

Page: 36

Batesville Historic District
Panola County, Mississippi

168. (C) 211 Panola Avenue c.1910 Colonial Revival
Large, two story, symmetrical, Colonial Revival, pyramidal hipped roof, painted wood with asphalt shingle has a single galleried porch that wrap on three side Porch supports are in pairs and triples of Doric columns that rest on ashlar concrete piers that rise from the enclosed piers of same material. Closely set balustrades of large turned balusters span the porch. Windows are 1/1 DHS wood in singles, doubles, and triples. The single leaf entry is centered in the NE facing façade as a single glazed pane in wood door with sidelights and a tripartite transom above. Rising above entry door and porch is a centered tripartite window climaxing in a shed roof double stained glass window dormer. Under porch bayed windows flank the entry. One-story triple window bays are also on the north, west, and south facades. Carved decorative brackets surround the house under the second story eave. The house has a large addition on the North façade for a two bay garage. It is well done and in keeping with the style of the house. The original house was white but the present owners have painted the dwelling in strong Victorian colors.
169. (NC) 213 Panola Avenue c. 1960 Ranch
One story, brick dwelling has asphalt shingles and hip roof. The carport is inset on the Se corner of the NE facing façade and projecting lower hip roof wing. Windows are in singles and pairs 2/2 DHS aluminum. The front facing wood with additional storm door has circle fanlight. Two other doors: rear façade (W) and under the carport (SE) Carport has ornamental iron supports.
170. (C) 214 Panola Avenue c. 1937 Vernacular
This symmetrical, folk national style house is a massed side gable, one story with an attached flat roofed open porch on ornamental iron stanchions on the south façade. The front facing centered stoop has a projecting flat roof and ornamental iron stanchions. Windows are 4/1 vertical DHS in pairs. Vinyl siding and asphalt shingles.
171. (C) 215 Panola Avenue 1953 Tudor
One story brick, side gable dwelling with steeply pitched projecting front gable wing. The asymmetrical cottage has an inset entry under the sloping front gable. An additional hooded roof extends the entry. The NE facing entry has an arched wood door with a stone surround, an ornamental iron security door and iron porch rail. Fixed, fan light windows are in the gable peaks. A tall chimney with decorative brickwork is centered on the front façade. The windows are metal awning type in various sizes and arrangements. An attached open carport is on the rear (W) façade. [PHOTO # 18]

Patton Lane

172. (NC) 100 Patton Lane c.1965 Vernacular
A flat roof with a brick parapet caps the irregular shaped structure. The concrete block structure has symmetrical openings on its front façade with a centered wood door, covered by a sloping metal awning, flanked by a pair of aluminum 1/1 windows and a picture window on either side.

**United States Department of the Interior
National Park Service**

**NATIONAL REGISTER OF HISTORIC PLACES
CONTINUATION SHEET**

Section: 7

Page: 37

Batesville Historic District
Panola County, Mississippi

Potts

173. (NC) 101 Potts c.1960
One story brick, ranch with side gable and extended flat roof on the left (S) façade of the east-facing dwelling. The low-pitched roof projects to form a partial porch on three slender fluted columns. Square brick stanchions support the carport. Windows are sin singles and pairs 2/2 DHS aluminum. The front entry door is a wood three light with an aluminum storm door. No chimneys are visible. Rear yard inaccessible due to dog.
174. (NC) 102 Potts 1970 Ranch
Two story, six apartment dwelling of wood lapboard with a side oriented gable roof and double galleried full porch with a double stair ascending to the second level from the center. Windows are 6/6 DHS metal. Various entry door of wood or metal are on the south façade of the building. One covered carport area and upper deck are on the West façade. Building is placed on a deep lot and is shielded from the street by a hedgerow.
175. (C) 103 Potts c. 1948 Ranch
One and a half story side gabled brick veneer dwelling (East oriented) has a shed roof attached on the north façade to form a single carport supported by metal supports. A full front porch is supported by five ornamental iron stanchions and extends to a screened porch on the south façade. Windows are 6/6 DHS wood in singles and pairs; one large fixed pane picture window is on the NE corner. Doors are 6-panel wood with a French door on the South screen porch.
- 176A. (C) 105 Potts 1948 Minimal
A 1 1/2 story brick veneer rectangular cottage with a centered small front facing gabled bay of three, 3/1 DHS wood windows. The east oriented entry is recessed off center and to the right of the center gable. The entry approach is an uncovered stoop of three steps with ornamental iron rail and a decorative iron storm door. A rear porch is on the SW corner. The tall front chimney has two protruding flues. A rear exterior chimney is also observed.
- B. (C) Garage. c. 1948. Single garage, concrete block construction.
- C. (C) Outbuilding c. 1948. Small block and brick structure on east side of property; possibly well house.
177. (C) 107 Potts 1953 Ranch
Side gabled, brick veneer ranch with a centered, lower front gable to form a projecting partial porch on four Doric columns. The east oriented dwelling has a single leaf entry door of six panel wood with fan light and glazed 4 light side panels. Windows are 6/6 DHS wood in pairs and singles. One interior chimney is observed on the north third of the front façade. Ornamental iron rail is at North side entry. An attached carport on the north façade has brick supports.

**United States Department of the Interior
National Park Service**

**NATIONAL REGISTER OF HISTORIC PLACES
CONTINUATION SHEET**

Section: 7

Page: 38

Batesville Historic District
Panola County, Mississippi

Public Square

178. (NC) 99 Public Square c. 1920, altered c. 1970
Ferguson Funeral Home

The one story, 3x5 bay building has a flat, shed roof. The front façade has an inset porch supported by three-square columns covered with an ornamental railing between. The porch is covered by a copper pent roof, as is the garage door on the recessed front façade. Centered double glass doors with a transom and floor to ceiling glass windows are located in the porch area.

179. (C) 100 Public Square 1940
(FORMER) UNITED STATES POST OFFICE

**Louis A. Simon, Architect
Neil Melick, Supervising Engineer**

The building is a one story, brick structure resting on slab foundation with a basement. The front façade has a pair of glass doors with a transom and sidelights covered by a copper visor. The two windows on each side of the entry are recessed 8/12 DHS windows with screens. At the basement level is a 3/3 window, a glass door with a one light transom, and two 6/6 DHS windows. There are two interior chimneys near the north and south ends of the structure. There is decorative dental work around the top perimeter of the building and between the recessed window openings. An iron railing is around the front façade. **[PHOTO # 19]**

180. (NC) 101 Public Square c.1946, storefront in-filled, 1980's

The building is a one-story brick commercial row building. The façade has been covered with a vinyl siding. The 15 light windows, on each side of the steel door with a surround of 5 light sidelights, have vinyl shutters. A metal canopy covers the 3 bay facade. Above the metal canopy is decorative brick coursing and relief.

181. (C) 102 Public Square c.1880

The building is a two story, brick commercial building. The storefront has been bricked in and covered with a vinyl siding veneer between the iron posts that are still exposed. The bricked in area at the end of the facade has a 16 light window with a transom and a 12 light transom with a covered transom that now holds an A/C unit. Shutters cover the remaining two windows. There are two 6-panel doors on the lower level. The upper level has 4 equally spaced 6/6 DHS windows with shutters and decorative brickwork including a step down on the parapet wall. **[PHOTO # 20]**

182. (C) 105 Public Square c.1900

The building is a one-story brick commercial row building. The 3 bay symmetrical structure consists of a 6 panel wood door, with sidelights and a 3 light transom surround below a covered transom, and a four light picture window with a four light transom to the east and a two light window and 6 panel door with a 4 light transom below an other covered transom to the west of the door. A continuous canvas awning covers the facade.

**United States Department of the Interior
National Park Service**

**NATIONAL REGISTER OF HISTORIC PLACES
CONTINUATION SHEET**

Section: 7

Page: 39

Batesville Historic District
Panola County, Mississippi

183. (C) 107 Public Square c.1910
The building is a one-story brick commercial row building. The 3 bay façade has a symmetrical wood storefront with a centered 6 panel wood door with a 2 light transom flanked by three 1/1 fixed windows with 1 light transoms all above wood siding on each side. A continuous canvas awning covers the facade. The brick parapet wall has a stepped down pattern at the top.
184. (C) 109 Public Square c.1920
The building is a one-story brick commercial row building with two individual iron storefronts. The storefronts have been altered. The southern storefront still read as double doors (15 light and wood) with 4 light transom between display windows. The northern storefront is now a 6-panel steel door filled in with wood siding between display windows. Each of the display windows is topped with boarded up transoms. A metal awning covers the 6 bay façade. The parapet wall has decorative brickwork along its front façade.
185. (C) 111 Public Square c.1920
The building is a brick, one story commercial row building. The storefront is composed of a double 1 light, 1-panel wood doors between display windows with plywood above and below the windows. Above the metal canopy is decorative brickwork including a brick step down on the parapet.
186. (C) 112 Public Square c.1920
The building is a brick, one story commercial row building. The storefront is composed of a double metal and glass doors between display windows with wood the windows and doors. Above the canvas awning is decorative brickwork including a brick step down on the parapet.
187. (NC) 113 Public Square c.1956
(Formerly) Shackeroff's Department Store
The building is a brick, one story commercial row building. The storefront is glass and metal with a recessed door. A canvas awning is extends across the three bay façade.
188. (NC) 115 A&B Public Square c.1956
The building is a one story commercial building with two individual storefronts. The individual storefronts are glass and metal with recessed doors between display windows. A single canvas awning extends across the six bay façade.
189. (C) 117 Public Square c.1954
The building is a brick, one story commercial row building. The brick storefront is composed of double wood 1 light doors with a glass transom above, between display windows. A canvas awning extends along the three bay façade. Decorative brickwork is across the top of parapet wall.
190. (C) 118 Public Square c.1954
The building is a brick, one story commercial row building. The brick storefront is composed of double metal and glass doors with a glass transom above, between display windows. A canvas awning extends along the three bay façade. Decorative brickwork is across the top of parapet wall.

**United States Department of the Interior
National Park Service**

**NATIONAL REGISTER OF HISTORIC PLACES
CONTINUATION SHEET**

Section: 7

Page: 40

Batesville Historic District
Panola County, Mississippi

191. (C) 119 Public Square c.1954
The building is a brick, one story commercial row building. The brick storefront is composed of a single metal and glass door with a sidelight to the south of the door with a glass transom above, between display windows. A canvas awning extends along the three bay façade. Decorative brickwork is across the top of parapet wall.
192. (C) 120 Public Square c.1954
Flint Hardware
The building is a brick, one story commercial row building. The symmetrical storefront is composed of two 1 light wood doors below a one light transom, each between varying sized display windows. A canvas awning extends along the three bay façade. Decorative brickwork is across the top of parapet wall.
193. (C) 121 Public Square c.1945
The building is a brick, commercial row building. The brick storefront is composed of double wood 1 light doors with a glass transom above, between display windows. A canvas awning extends along the three bay façade. The upper story windows have been altered and bricked in. They are now two single light fixed windows with iron balconies and capped by awnings **[PHOTO #21]**
194. (C) 124 Public Square 1897, altered
Haltom Davis Drugs
The building is a one-story commercial row building. The storefront is glass and metal with double doors centered between display windows. The area directly above the metal canopy extends across the three bay façade is covered with wood. The area above the canopy also has recessed brick coursing.
195. (C) 124 ½ Public Square 1897, altered 1975
(Former) Bank of Batesville, vacant
The building is a one-story commercial row building. The storefront has been filled and a brick façade applied with a banding of formed concrete; a similar band forms the top cornice. A ribbon of fixed pane windows span the upper portion of the center section. Two commercial metal doors are on the west side of the façade. A plaque stating "The Bank of Batesville" is on the right (west) side and the night depository box remains in a section on the east corner.
196. (C) 125 Public Square c.1940
The building is a one story, commercial row building. The wood and glass storefront, with a 12 light transom above, is composed of off-center double wood and glass doors between display windows. A canvas awning extends along the 3 bay façade. There is decorative brickwork along the top of the parapet wall.
197. (C) 125½/126 Public Square c.1900
The building is a one story commercial building with two individual storefronts. The western storefront is brick with a glass and metal recessed double doors centered between display windows. A single canvas awning extends across this three bay façade. The eastern storefront is also brick with a metal and glass storefront of two display windows west of the recessed glass and metal double doors.

United States Department of the Interior
National Park Service

NATIONAL REGISTER OF HISTORIC PLACES
CONTINUATION SHEET

Section: 7

Page: 41

Batesville Historic District
Panola County, Mississippi

198. (NC) 128 Public Square c.1900
The building is a one-story commercial row building. The storefront has been enclosed and covered with stucco. A projecting pent roof has been added above the off center 9 light door with elliptical transom between a picture window and a narrow vertical window.
199. (C) 129 Public Square c.1900
The building is a brick, commercial row corner building. The brick storefront is composed of double glass and metal doors with a glass transom above recessed between display windows. Another display window is located to the west of the storefront facing the corner. Above the metal canopy that extends along the façade and around the corner is a covering of aluminum siding.
200. (C) 131 Public Square 1930
The building is a brick, commercial row/corner building. The brick storefront is composed of double glass and metal doors with a glass transom above recessed between display windows. Another display window is located to the west of the storefront facing the corner. Above the metal canopy that extends along the façade and around the corner is a covering of aluminum siding.
201. (C) 133 Public Square c.1952
The building is a two story brick, commercial row building with three individual storefronts. The western storefront is brick with double glass and metal doors with a transom centered between display windows. The middle storefront is brick with a single glass door between display windows. The eastern storefront is also brick with three evenly shaped but various sized display windows. The two end buildings have two single pane fixed windows on the upper floor. Decorative brickwork runs along the top of the parapet wall. A single canvas awning extends across the three storefronts. **[PHOTO # 22]**
202. (C) 135 Public Square c.1900
Panola Masonic Lodge #66
The building is a two story, brick, commercial building. The storefront has been enclosed with vertical wood siding and a centered metal and glass door with transom. The two storefront posts are iron. The upper floor has 3 evenly spaced fixed single pane windows. There is decorative brickwork along the top of the parapet wall.
203. (C) 136 Public Square c.1890
The building is a two-story brick commercial row building. The storefront has been enclosed with wood siding between iron posts. The windows are bay windows with ornamental ironwork along the top and bottom of the windows. A copper visor caps each window. One door is covered in wood siding and is flush with the facade. The double doors are wood and recessed from the façade. Ornamental iron gates are in front of the double doors and flush with the façade. The second level has a glass door with a transom flanked on each side by 1/1 windows. There is a second story iron balcony supported by iron posts. There is decorative brickwork and recessed coursing along the parapet wall.
204. (NC) 137 Public Square c.1900
The building is a one story, brick commercial row building. The 3 bay façade has been covered with vinyl siding. The centered double glass doors are between display windows. A metal canopy extends across the front of the building.

**United States Department of the Interior
National Park Service**

**NATIONAL REGISTER OF HISTORIC PLACES
CONTINUATION SHEET**

Section: 7

Page: 42

Batesville Historic District
Panola County, Mississippi

205. (C) 138 Public Square c.1940
The building is a one story, brick, commercial building. The centered wood 1 light door is recessed between display windows.
206. (NC) 139 Public Square c.1940
The building is a one story, brick commercial row building. The 3 bay façade has been covered with vinyl siding above the metal canopy. The storefront is brick with centered double glass doors, between display windows, that are recessed.
207. (NC) 140 Public Square c.1900
The building is a one story, brick, commercial building. The storefront has double glass doors with narrow sidelights and a transom between display windows. The façade above the metal canopy is covered with vinyl siding.
208. (C) 141 Public Square c.1950
The building is a two story, brick commercial building. The bricked in storefront has double glass doors flanked by a display window on each side and an archway at the west end of the façade. The upper level has recessed coursing and brickwork with a 1/1 DHS window at each end and a 1/1 DHS window above the brickwork. A metal canopy extends along the 4 bay facade.
209. (C) 142 Public Square c.1900
The building is a one story, brick, commercial row building. The brick storefront has double glass doors flanked by display windows. The metal canopy extends across the front 3 bay façade.
210. (C) 143 Public Square 1900
The one story, brick, commercial, row building. The brick storefront has a single glass door between display windows. The area above the windows and door is covered with plywood. There is decorative brickwork across the brick parapet. A canvas awning runs across the 3 bay façade.
211. (C) 144 Public Square c.1946
City Court Room
The building is a one story commercial building is made of concrete block with a brick façade. The brick storefront has a set of double glass doors, a single glass door and two display windows. There is a canvas awning across the façade.
212. (C) 146 Public Square c. 1946
The building is a one story, corner, commercial building made of concrete block with a brick façade. There is a glass door with a transom to the west of the façade and 6 single light fixed windows that wrap around the east corner of the building. (Presently used by Boy Scouts.)
213. (NC) 148 Public Square c.1950
The one story brick building has a centered 2 panel/1 light door with a wood surround. The door is flanked by a 1/1 fixed window in a recessed opening one each side. A copper pent roof covers the door.

**United States Department of the Interior
National Park Service**

**NATIONAL REGISTER OF HISTORIC PLACES
CONTINUATION SHEET**

Section: 7

Page: 43

Batesville Historic District
Panola County, Mississippi

214. (NC) 150 Public Square c.1946, altered 1978, 1997
(Former) Fred's Dollar Store (damaged by tornado December, 1978)
The building is a two story, brick building with an ornamental iron balcony. The lower floor windows are all 1/1 fixed windows. A 2-panel door with oval light and sidelights is centered on the façade. There are two 2-panel doors with an oval lights at the ends of the front façade of the building. The upper floor consists of 1/1 fixed windows with one wood single light door.
215. (NC) 151 Public Square 1967
PANOLA COUNTY COURTHOUSE International
Pritchard and Nichols, Arch/Eng
Carothers and Carothers, Cont.
This building has a two-story section on the west-facing end of the front façade with a one-story wing projecting to the north and a one-story wing, projecting south. The building has a flat roof and broad expanses of glass. A projecting front entry porch has concrete supports and large expanses of glass. A pair of metal, glass doors are on the right side of the entry porch. The present building was erected on the sight of the previous courthouse.
216. (NC) 152 Public Square c.1960
The building is a one-story service station. The square shaped, brick building is on a slab foundation. The southern end of the façade is consists of two service bays and the northern end of the façade is a storefront with a wood one light door flanked by display windows on each side of the door and to the northwestern corner of the structure.

Short

217. (C) 100 Short Street c.1945
The one story, asymmetrical structure resting on a continuous wall foundation has a complex gable roof with overhanging eaves with brackets and an exterior gable wall brick chimney on the west facade. The wood siding clad structure has a centered front door with a wooden screen door with slats flanked by 3/1 DHS windows with shutters, one on each side. There is an addition on the east side of the structure with a concrete block foundation with an entry with a decorative screen door. There is a rear entry covered by a sloping roof. There is a covered walkway to the detached carport.
218. (C) 101 Short Street c.1925
The one story, asymmetrical, L-shape structure resting on a concrete block foundation has a complex hip roof with overhanging eaves and an inset, projecting porch with a sloping roof supported by iron support. The asbestos siding clad structure has a 6-panel door with an elliptical light and a wood screen door with decorative ironwork, on the east façade of the porch area. The projecting front façade has a tripartite window consisting of one light with 3/1 DHS windows and shutters on each side. The inset northern façade has a pair of 3/1 DHS windows with shutters. There is a side entrance with a wood door with 3 lights and metal screen door on the east façade covered by a sloping roof.

**United States Department of the Interior
National Park Service**

**NATIONAL REGISTER OF HISTORIC PLACES
CONTINUATION SHEET**

Section: 7

Page: 44

Batesville Historic District
Panola County, Mississippi

219A. (C) 102 Short Street c.1950

The one story, asymmetrical structure resting on a concrete block foundation has a side gable roof with a projecting gable end. The asbestos siding clad structure has a centered wood 1 light door with a decorative screen door. The exterior brick chimney is located to the west of the recessed front door. A pair of 9/9 DHS windows with shutters are located to the east of the front door on the southern façade and to the west of the front door on the projecting gable end.

B. (C) Garage. c. 1950, altered. Front gabled wood garage, carport, storage on west part of property.

220A. (C) 103 Short Street c.1938

The one story, asymmetrical structure resting on a brick continuous wall foundation has projecting gable wings. The wood siding clad structure has a center projecting gable end wing with a wood door with eight triangular lights that form a rectangle and a pair of 4/1 DHS windows with shutters. There is a projecting gable end roof with an arched soffit supported by iron supports on the front façade. There is a 4/1 DHS window with shutters on each side of the projecting front façade gable end. There is an entry on the south façade, an entry on the east façade and an entry on the rear addition that has a concrete block foundation.

B. (C) Garage. c. 1938. Single wood garage with front facing gable.

West

221. (NC) 201 West Street c.1964

Minimal Traditional

The one story, L-shape, asymmetrical structure resting on a conventional brick foundation has a cross gable roof. The brick structure with a wood siding addition has a front entry of a 6 panel wood door located in the projecting end gable. The windows in the structure are (from west to east) a pair of 6/6 DHS windows with shutters, a pair of 6/6 DHS windows with shutters (in the projecting end gable), a tripartite window consisting of a 30 light window flanked by 6/6 DHS windows with shutters, and a pair of 6/6 DHS windows with shutters. The 5x2 bay structure has a carport attached to the east end of the house and an internal centered chimney.

222. (C) 202 West Street c.1950

Ranch

The one story, rectangular, asymmetrical structure resting on a brick foundation has a side gable roof with an interior center brick chimney. The brick structure has an off center inset porch with a slightly projecting roof supported by four fluted wood columns and a carport supported by fluted columns at the north end of the house. The front entry door, a four panel wood door with an elliptical fanlight, is flanked by a pair of 1/1 DHS windows on each side in the porch area. There are two evenly shaped 1/1 DHS windows on each side of the porch area on the front façade.

223A. (C) 205 West Street c. 1914, altered, additions 1988,1992,1997 Queen Anne

The two story asymmetrical structure resting on a continuous wall foundation of rusticated stone has a cross gable roof. The wood siding clad structure has been heavily altered with a large addition to the left of the east facing structure. The addition is in keeping with the style of the dwelling.

B. Outbuilding. Wood structure used for pool house and storage.

**United States Department of the Interior
National Park Service**

**NATIONAL REGISTER OF HISTORIC PLACES
CONTINUATION SHEET**

Section: 7 Page: 45

Batesville Historic District
Panola County, Mississippi

No Physical Addresses

224. (C) Railroad Bed c. 1857
Running Southwest to Northeast, the railroad cuts through the middle of Public Square and was t built in the 1850's with the first train arriving on September 3, 1857. Three consecutive depot buildings for the Batesville Station have been on the now vacant area in the southeast inside corner of the square. The last depot was razed and the lot purchased by Bancorp South for portable branch office; was removed c.1985. **[PHOTO # 23] [PHOTO #24]**
- 225A. (C) Gazebo c. 1990
Open gazebo/bandstand built in the style of the old depot on a raised platform with a hip roof and supported by 14 square wood columns. **[PHOTO # 25]**
- B. (C) Park
Two park benches and various landscaping details surround the gazebo structure on the south side of the railroad bed. **[PHOTO # 26]**
226. (C) Marker c. 1957
Ashlar granite marker with two bronze round plaques commemorating the one hundredth anniversary of the building of the railroad through Batesville. **[PHOTO #27]**

**United States Department of the Interior
National Park Service**

**NATIONAL REGISTER OF HISTORIC PLACES
CONTINUATION SHEET**

Section: 8

Page: 46

Batesville Historic District
Panola County, Mississippi

STATEMENT OF SIGNIFICANCE

The Batesville Historic District is significant at the local level in the areas of architecture, commerce, community planning and development, social history, and transportation (Criteria A and C), with the period of significance extending from the settlement of the area in 1857 to 1953. The buildings and structures in the district demonstrate the development pattern of the town and the ability of the townspeople to overcome adversities of time, fires, tornados, wars and economic setbacks. Vernacular forms of architecture are prevalent in the district with churches and city government buildings maintaining the idea of high style architecture for the seats of government and religion. The district shows the development of an entire town through commerce by way of transportation and community planning.

Founding and Early Development

According to historian George M. Moreland in his article, "Birth of the Area, A Story in Progress," a meeting took place around a spring formed by headwaters of Pontotoc Creek and Chiwappa Creek in 1832. Five commissioners appointed by President Andrew Jackson met with chiefs and leading tribesmen of the Chickasaw nation. A treaty known as the Treaty of Pontotoc Creek was signed that ceded all lands owned by the Chickasaws in Mississippi to the white man and sent the Chickasaws west from the "land of hanging grapes" or Pontotoc.

As a result of the treaty, the Mississippi Legislature formed twelve new counties in 1836 with Panola County being one of twelve. Several of the newly formed counties were given Indian names to honor the Chickasaws who had been peaceful during the settlement days and in abiding by the provisions of the treaty.

The name Panola means, "cotton." Long before the treaty, white men had settled along the Tallahatchie River ("rock river") establishing the river port known as Panola or Panola Landing.¹ Early settlers of Anglo Saxon stock had come to the area from North Carolina during the movement west by pioneers looking for good land for farms and timber for houses. The area had provided both with rivers, springs, fertile soil and virgin forests.

Bounded on the north by Tate County, on the east by Lafayette, the south by Tallahatchie and Yalobusha, and the west by Quitman, the county has a land surface of 699 square miles, and the original area assigned 21 townships comprising 756 square miles. Quitman County gave a fraction of land to complete the needed acreage. The region was described as a healthful, well-watered, prosperous region.²

¹ *The Panola Story*, Volume I, No.2, April-June 1972.

² Kyle, John W. "Reconstruction in Panola County," *The Mississippi Historical Society*, Volume XIII, 1913.

**United States Department of the Interior
National Park Service**

**NATIONAL REGISTER OF HISTORIC PLACES
CONTINUATION SHEET**

Section: 8

Page: 47

Batesville Historic District
Panola County, Mississippi

Panola became the county seat and was the most important town between Memphis and Grenada, which was on the Yalobusha River. Long before settlers came to the area, the Chickasaw Indians were well aware of the advantages of water travel. When the white man came, he developed the trails into wagon roads to and from the river. In 1836, Panola was not only a river port but a stagecoach stop also. The trip by stagecoach took two days according to ads in the Memphis newspapers.³

With the great westward movement and the ability to obtain land grants, two rival villages developed and thrived in the county and on the river. The now extinct settlements were known as Panola and Belmont.

Batesville as an Industrial and Agricultural Center

Steamboat travel had been the great boom to the Mississippi Valley with the introduction of the new method of river transportation in 1812 but the railways were the mode that would set the tempo for growth in the south. During the phase between 1850 and 1860, the South surpassed the North in the building of railroads. Private companies with the support of state and county governments played a dominant role in clearing the way for the iron highway.⁴

In 1831, anticipating the future of the rail system, the Mississippi Legislature chartered a company to build a railroad in the state. The opponents were naturally the steamboat workers and those involved in the "wagoning and turnpike building" businesses. An advantage of the railroads that could not be disputed was that it provided "all weather" transportation. Winter weather in the area had often posed problems for the dirt road travel and the river levels ebbed and flowed with the seasons.

During the 1850's a right of way was acquired by the Mississippi and Tennessee Railroad (chartered in 1852) to build a section of track through the northwest corner of the state. An area was selected some 60 miles south of Memphis as a potential stop. The point was just about two miles from the well-known river port, Panola Landing. Residents of the river port were not at all pleased with the idea and initially did not cooperate with selling the lands needed. It was assumed that the railroad would seek land elsewhere. But one resident and landowner, Reverend James W. Bates, a Methodist minister and farmer, realized the advantages of the new method of transportation. The principal investors in the rail line were Colonel Livermore and Colonel White of Memphis and said to be friends of Rev. Bates. Bates sold some of his land to the investors and encouraged others to do so.

As the tracks were laid and the Panola Depot built (on land reputed to have been sold for that purpose by W. R. Caldwell), the investors decided to name the city for Reverend Bates and also

³ The Panola Story, Volume I, No.3, July-September 1972.

⁴ Eaton, Clement, *A History of the Old South* 421-422.

**United States Department of the Interior
National Park Service**

**NATIONAL REGISTER OF HISTORIC PLACES
CONTINUATION SHEET**

Section: 8

Page: 48

Batesville Historic District
Panola County, Mississippi

named him the first conductor of the train. Later he served as the railroad claim agent serving in that capacity until resignation on July 1, 1894 due to failing health.

Before the first train arrived on September 3, 1857, the *Panola Star* reported from the nearby river port that a number of lots had sold with plans for livery stables, warehouses, tavern stands, and other auxiliary buildings to be erected. But the new railroad was only part of the groundwork being laid for a continuous rail line to run from New Orleans to Jackson, Tennessee.⁵

Panola Landing was not the only river town to be affected by the new commercial center. The *Panola Star* reported merchants and residents from Belmont and other small settlements moving to the new site for business.⁶

Panola Depot became known as Batesville in the spring of 1858 with the first charter issued on August 10, 1860, less than a year before the first shots of the War Between the States. In 1861, trains were providing regular service linking Batesville to the rest of the country.⁷

As the country prepared for war, volunteer regiments began to be formed with the "Panola Guards" rising out of the farmlands of the area and in 1860 becoming a part of the state's volunteer military system. Various names were given the men of Panola County as they readied themselves for service to the cause, Panola Vindicators, Panola Rangers, Panola Patriots, and the "Blues". The "Vindicators" left for their first camp near Corinth on May 28, 1860.

By 1862, with Northern troops in the state, the railroads often became disadvantages for the troops and residents. Some were even destroyed. Progress and lifestyle came to a standstill for most during this time. Panola county citizens continued to serve in various ways throughout the war. In 1862 a government hospital and firearms repair shop were placed in the county. Farmers were told to remove all cotton from their storehouses so that the staple could be burned without destroying buildings.

Following the war came a period for the nation known as Reconstruction, but it was known also as a time for the rebirth of town of Batesville. The newly formed town's charter had been revoked and the present charter was issued on October 22, 1866. Even with the losses and slowing of commercial progress the town of Batesville showed a population of 227 in the year 1870. It is likely that the town served many more that lived outside the town limits. The population almost doubled in the decade following the Civil War.

⁵ *Panola County History*, Volume I, 1987 177-178

⁶ *Panola County History*, Volume I, 1987 38-41.

⁷ *Panola County History*, Volume I, 1987 55-61.

**United States Department of the Interior
National Park Service**

**NATIONAL REGISTER OF HISTORIC PLACES
CONTINUATION SHEET**

Section: 8

Page: 49

Batesville Historic District
Panola County, Mississippi

Panola lost its designation as the county seat to Sardis in 1871. On June 17, in the year 1880, the county was divided into two sections with Batesville serving as the seat of the second district of the county. A large Greek Revival courthouse attributed to the Sardis architect, Andrew Johnson, was built on the corner of the intersection of Public Square and the street now known as Court, serving the citizens until being razed in 1968 after a new courthouse [# 215] was literally built around the old structure before its demolition. Legend has it that the old courthouse had been structurally condemned by several grand juries, deemed not suitable for repair and a new modern building required but when the wrecking crew began to demolish the old courthouse, observers laughed at the solidity of the old structure and the great difficulty workers had in dismantling the landmark.

In 1880, the county ranked second in total production and sixth in cotton acreage per square mile in the state. John W. Kyle writes, "The County was well settled especially along the Illinois Central railroad from Memphis to Grenada that runs through the county from north to south. The different parts of the county are connected by a good system of roads, the main lines of which are worked by the contract system. These roads facilitate travel and the two iron bridges across the Tallahatchie River; near the sites of old Belmont and old Panola afford convenient means of communication north and south." ⁸

Batesville's native son, James H. McCarthy wrote a description of Public Square as he remembered it in 1880:

" East of railroad and north of Eureka is the Batesville Hotel along with Perkins & Jones, merchants, the General Store of James Armstrong and A.W. Crawford, Tinsmith, had his shop

East of railroad and south of Eureka was Uncle Jimmie's (Bates) livery stable, Nim Martin had a drug store (owned by Dr. K. P. Perkins later), a mercantile owned by Max Magrucs, offices of The Panolian, and Hill Moseley, gent's furnishings

West of the railroad and southwest of the square, George W. and Harry E. Winterton, William Dickens and Thomas Caldwell had stores.

South of Panola and West of the railroad were the Law offices of Stone & Lowery and Leland Pearson, the drugstore of Dr. H. M. Moseley and Son and mercantile businesses of Col. Robert Moore, William P. Greene Watkins, Wiley Burbridge, and Robert Houston.

North of Panola, facing the railroad was M. Shakeroff's store, Lenn B. Lester's store, the soft drink and ice cream shop (J. W. Craig), Robert Evans Barber Shop, Chaney Randolph (a nice colored woman) had an eating house, Prez Jones, a colored man,

⁸ Reconstruction in Panola County 11.

**United States Department of the Interior
National Park Service**

**NATIONAL REGISTER OF HISTORIC PLACES
CONTINUATION SHEET**

Section: 8

Page: 50

Batesville Historic District
Panola County, Mississippi

had a shoe shop, S. Burchart & Co., John Goff and C.H. Flint Hardware, and Louis Levy's Store; to the north, Mrs. Mollie Mitchell had a boarding house.

Northwest of Town Square Uncle Lon Pollard had a fresh meat market, W. W. (Billy) Boyles Store, Dr. Vol. H. Ward's dental office

On Panola Avenue, Dr. Lester's office and Uncle Wiley Baker's blacksmith shop.

Batesville had three gins and mills, one was operated by Peter Daleberg, a Swede, S. Van Voris another in rear of Caldwell's store and the Panola Gin Co. owned by Perkins and Jones and operated by Thomas Thomas, a Welshman."⁹

The Panola Gin was the town's principle "industrial enterprise" giving employment and contributing to the prosperity of the area. It manufactured cotton gins, made and repaired buggies, plows, wagons, farm implements, erected houses, ground corn, ginned cotton, hulled cottonseed, and did blacksmithing.

In 1890 the Mississippi And Tennessee Line was sold to the Illinois Central to solidify a place for Batesville in the industrial sector for the coming century.

"The effect of railroad building in Mississippi, as in other states, was a redistribution of population. The list of river and other settlements which missed the rights of way is a directory of ghost towns." ¹⁰ But for the city of Batesville, progress was coming quickly. Legends, told by the oldest residents of the town, state that the final residents of Old Panola placed buildings on logs and rolled them up the road (presently Panola Avenue) to Batesville from the now extinct settlement. One such notable building is the core of Lee Chapel [# 133B] built in 1860 in Old Panola on land purchased from Lorenza D. Earp in 1859. After the Civil War it was rolled on logs to the present site and placed on land purchased from George Shuford in 1873.¹¹

While the town of Batesville was becoming a town of substance, Panola Avenue was developing as a residential neighborhood. The wide avenue that developed had a number of larger homes built, some of which remain today. Even though most remaining houses have been altered the style and character of the late 1800's is evident. The "street" was known as the "plank road" because it was covered with wide lumber planks in the early years.

Some of the older remaining dwellings on the avenue include: 109 Panola [# 135] (c. 1900), a Victorian L-shape with galleried porches; 114 Panola [# 139] (c. 1880) known as the Watson Place; 121 Panola [# 121], the second home of Capt. Vance, rebuilt on the site after the fire of 1911; 124 Panola [#148 A] (c. 1880) with a second floor added in 1911; 205 Panola [#163] and 206 Panola

⁹ *The Panolian*, Volume XV, No.3, July-September 1986.

¹⁰ *Mississippi, A Guide to the Magnolia State*, 89-91.

¹¹ Mrs. John S. Dickens and Dorothy Copeland, *First Baptist Church History*.

**United States Department of the Interior
National Park Service**

**NATIONAL REGISTER OF HISTORIC PLACES
CONTINUATION SHEET**

Section: 8

Page: 51

Batesville Historic District
Panola County, Mississippi

Avenue [# 164 A], both built around 1900 and both vernacular, early rural cottages. The vernacular cottage at 209 Panola [#167] (c. 1875) has been altered but the extended wing detailing remains from a very early period.

The fertile delta lands of Mississippi were known for the virgin timber, so lumber companies from around the country began moving in, setting up mills to process timber to meet the needs the growing nation.¹²

The Batesville Manufacturing Company opened in October of 1901 with approximately seventeen regular employees. Started by Capt. C.B. Vance, who lived on Panola Avenue [#121], and J. C. Price, the company made buggy spokes and tool handles. Some years over 2 million were made and sent as far away as New Zealand. Many area residents were involved in the ancillary segments of the company such as cutting and hauling the timber used for the products. The company closed in 1908. Reasons for closing were said to be due to lack of good timber but the popularity of the automobile probably curtailed much of the need for buggy and wagon spokes.

R.J. Darnell Lumber Company of Memphis moved operations to Batesville after fire destroyed the Memphis business. Over the years, Darnell had purchased a large amount of land in the area and decided it would be easier to process the timber in Batesville. Darnell had contracted with the Illinois Central and the town of Batesville to build a spur known as the Batesville and Southwestern to carry the goods.

But Batesville was outgrowing the available houses. When the sawmill operator for Darnell arrived in Batesville on August 20, 1913 with his family, not a single vacant house could be found. The family had to live in a tent until a house could be built.

Although not in the district, the company employed many of the homeowners in the district. The company manufactured hardwood into floors, lap siding and ship decking. It was sold to Pritchard Wheeler Lumber Company in 1920 in one of the South's largest hardwood lumber deals. The timber industry thrived into the 1920's.

The rail line was important for transporting mail and goods, mainly cotton. But passenger travel between 1870 and 1930 was important to the commerce of the city also due to the convenient schedules and lack of well-built highways until the completion of Highway 51 in 1936.

Agriculture was still a staple in the financial survival of the area. Batesville had not been as dependent on the plantations and slave labor as Como and some of the other delta towns but the smaller farmers had always grown corn and other locally needed crops. Chickens were hatched in a building on the south side of the square and shipped on the rails, while another industrious farmer began

¹² The Panola Story, Vol. XIII, No. 1, January-March 1984.

**United States Department of the Interior
National Park Service**

**NATIONAL REGISTER OF HISTORIC PLACES
CONTINUATION SHEET**

Section: 8

Page: 52

Batesville Historic District
Panola County, Mississippi

raising strawberries to transport north in "refrigerated" cars (ice was placed in large containers to keep the berries cool).¹³

The Batesville Berry Growers was organized in 1921 with the help of Mr. J. L. Travis who moved from Ripley, Tennessee to start a strawberry business. The first crop was harvested in the spring of 1922. Illinois Central erected a shed on the east end of the cotton platform to house the strawberries until shipment and is noted on the 1925 Sanborn Map.

The first carload was "railed" on April 13, 1922 to Cleveland, Ohio and contained 415 crates at \$4.75 or \$2100 for the load. A total of eighteen carloads were shipped that year and in 1923, 21 carloads were shipped. Several farmers began producing strawberries for the nation. The market declined in the northern states with the depression but strawberries were still sent to the Delta for markets there.

Dr. Clifford Perkins operated the Batesville Hatchery at 102 Public Square [# 181] in 1926. He purchased one machine and offered to hatch eggs for people. Later he purchased a second machine and began shipping by rail in 1928. In 1936 the business moved into the second floor of the Perkins Building. The business closed in 1946. Stories by residents state that the old building was always warm (100 degrees) because the temperature had to stay constant for the hatching. Often people gathered around the potbelly stove in the store to visit and share news.

The mercantile industry that began early on was thriving in the Square. One family store remains, Flint Hardware [#192] 120 Public Square, was founded in 1882 and continues in the same family with Calvin and Armistead Flint grandsons of the founders. The store has always sold hardware, doors, sashes, furniture, and firearms. But at one time it served as a bank for the farmers and residents with merchandise on credits and loans for farm tools.

Davis Drug Store [# 194], 125 Public Square, was founded by Marvin Haltom in 1921 after Haltom moved his family to Batesville. The Dickens Family offspring has operated a funeral home now known as Ferguson Funeral Home, 99 Public Square [# 178] on the square since 1910. The oldest bank in the town was the Bank of Batesville [# 195] and was founded in 1897. No banks operate on the square at the present time having moved out to the main highways with larger facilities.

By 1906 the town had a population of 800 residents and 20 or more thriving businesses. A serious fire on Panola Avenue in 1911 destroyed the Methodist church [# 143 A] and the homes of Captain C. B. Vance [#121], Dr. G. H. Wood, and Fred Perkins (Cecil Robertson rebuilt on the site [# 149] in 1913) which were some of the larger homes on the street.

¹³ Panola County History, Volume I, 1987.

**United States Department of the Interior
National Park Service**

**NATIONAL REGISTER OF HISTORIC PLACES
CONTINUATION SHEET**

Section: 8

Page: 53

Batesville Historic District
Panola County, Mississippi

The Depressions Years

Problems following World War I and the Depression were the same for most Americans but Batesville continued to build houses and produce crops. The biggest aid and relief to the area's depressed economy during the 1930's was the building of Sardis Dam in nearby Sardis. The project began in 1936 and was operational in October 1940. Engineers and personnel came to Batesville for housing and other goods during this otherwise depressed period.

Following the announcement of the Works Progress Administration and the allotment by President Franklin Roosevelt to build the Dam and Reservoir, Batesville immediately began to see the results of much needed relief from the lack of jobs and funds. Many men with the Civilian Conservation Corps came to the area to work, remaining to marry and start families.

The former Post Office completed in 1940 on Public Square [# 179], was built as part of the Works Progress Administration in the style of the post office projects across the country. Presently a law firm has offices in the building.

A new method of transportation had begun to flourish in the South, that of the automobile. Slowly dealerships and the ancillary services such as gas stations and repair shops found footing. The Civil War had halted road progress but this new method of travel led to the completion on Hwy 51 in 1939 and Mississippi 6 with ½ mile paved into the city of Batesville by 1935.

World War II and Post World War II Progress

World War II once again stymied growth throughout the country. Many of the town's young men left for the service of the country. One such resident interviewed could not speak about the progress of the Square at the time because, "I really can't tell you a lot about that time because I wasn't here, I was overseas," he said.¹⁴

Building slowed during the war due to lack of materials and the fact that government permits were required for all building. At least one house in the district was affected. The home of W. H. Saxon, director/ manager of the Tallahatchie Valley Electric Power Association, began the construction of his home at 133 Panola Avenue [# 156] in 1941 and stopped due to the war, finally finishing the house in 1947.

Batesville grew and prospered following the second war as the veterans came home returning to the civilian work force. New businesses and new residences were added to the town's tax rolls. Immediately following the war approximately 33 new businesses were established.

¹⁴ Interview with Armistead Flint, October 2, 2002.

**United States Department of the Interior
National Park Service**

**NATIONAL REGISTER OF HISTORIC PLACES
CONTINUATION SHEET**

Section: 8

Page: 54

Batesville Historic District
Panola County, Mississippi

Jarrett Subdivision, which includes Kyle and Brooks Streets, was granted a survey certificate by the city on March 2, 1946. The houses located on those streets are typical of the post war subdivision cottages that were built for growing families during the mid century.

On May 31, 1954, a fire believed to have begun in Flint's Hardware on Public Square destroyed five two-story businesses including Flint's. The other businesses destroyed were Economy Grocery, Kathleen's Beauty Shop, Western Auto, and Williams Department Store. Also housed in the buildings were the offices of the Farmer's Home Administration, Hill Jarrett, Lawyer, Panola Insurance, and D.R. Johnson and Dennis Baker also Attorneys. The buildings were rebuilt in a matter of months but as one story "modern commercial buildings."

Heyward Lee Harmon, local contractor, demolished the last physical Depot building on the site south of the railroad in the late 1970's. A modular bank building was placed on the site to be used The Bank of Mississippi (now known as Bancorp South). The modular building was removed when the bank decided to relocate outside of the proposed district. A gazebo in the style of the last depot and park now occupy the site that was the founding center point for the city of Batesville.

**United States Department of the Interior
National Park Service**

**NATIONAL REGISTER OF HISTORIC PLACES
CONTINUATION SHEET**

Section: 9

Page: 55

Batesville Historic District
Panola County, Mississippi

BIBLIOGRAPHY

Cash, W.J. *The Mind of the South*. New York: Vintage Books, 1991.

Dickens, Mrs. John S. and Mrs. Dorothy Copeland, *First Baptist Church History*.

Eaton, Clement, *A History of the Old South*.

Flint, Armistead, resident of Batesville, Interview by author, October 2, 2002.

Howell, Elmo, *Mississippi Scenes, Notes on Literature and History*. Memphis, Tennessee, 1992.

Kyle, John W. "Reconstruction in Panola County," *The Mississippi Historical Society*, Volume XIII, 1913.

WPA Writer's Project. *Mississippi, A Guide to the Magnolia State*.

Panola County History, Volume 1, 1987.

Riser, Mrs. Norma, resident of Batesville (Born 1919), Interviews (2) by author, April 4, 2002,
and October 2, 2002, Batesville Mainstreet Office.

Stevenson, Katherine Cole and H. Ward Jandl. *Houses by Mail*. New York: Preservation Press.

Sanborn Fire Insurance Maps for Batesville, Mississippi: 1925, 1932, 1945 Update. On Microfilm at the
Mississippi Department of Archives and History (Jackson, MS)

The Panola Story, Volume 1, No. 2, April-June, 1972.

The Panola Story, Volume 1, No. 3 July-September, 1972.

The Panola Story, Volume XIII, No. 1, January-February, 1984.

The Panolian, Volume XV, No. 3, July-September, 1986.

Watkins, T. H. *The Great Depression*. Boston: Little, Brown and Company, 1993.

**United States Department of the Interior
National Park Service**

**NATIONAL REGISTER OF HISTORIC PLACES
CONTINUATION SHEET**

Section: 10

Page: 56

Batesville Historic District
Panola County, Mississippi

GEOGRAPHICAL DATA

Verbal Boundary Description: The district boundaries are delineated by a heavy black line on the accompanying aerial photo map which was created by copying and splicing Panola County Tax Maps 183-J, 183-K, 182-N, and 183-R.

Boundary Justification: The district boundary contains a group of contiguous residential, commercial, religious, governmental, and educational buildings that represent the historic and architectural development of Batesville during the period of significance, c. 1836-1953.

**United States Department of the Interior
National Park Service**

**NATIONAL REGISTER OF HISTORIC PLACES
CONTINUATION SHEET**

Section: Photographs Page: 57 Batesville Historic District
Panola County, Mississippi

PHOTOGRAPHS

The following information is the same for all photographs:

- 1.) Batesville Historic District
- 2.) Panola County, Mississippi
- 3.) Letitia Parham Wright
- 4.) April 13, 2002
- 5.) Mississippi Department of Archives and History

- | | | |
|------------------------|-----|---|
| Photo 1 of 28: | 1.) | 201 Baker Street, South facade |
| | 6.) | view to North |
| Photo 2 of 28: | 1.) | 103 Central Street, East facade |
| | 6.) | view to the west |
| Photo 3 of 28: | 1.) | 108 Central, West Façade |
| | 6.) | view to the East |
| Photo 4 of 28: | 1.) | 104 Church Street, North façade |
| | 6.) | view to the South |
| Photo 5 of 28: | 1.) | 105 Church Street, South façade |
| | 6.) | view to North |
| Photo 6 of 28: | 1.) | 112 Church Street, North façade |
| | 6.) | view to South |
| Photo 7 of 28: | 1.) | 121 Church Street, South façade |
| | 6.) | view to North |
| Photo 8 of 28: | 1.) | 106 College Street, North facade |
| | 6.) | view to South |
| Photo 9 of 28: | 1.) | 200 College Street, Southeast Southwest facade |
| | 6.) | view to Northeast |
| Photo 10 of 28: | 1.) | 108 Court Street, East facade |
| | 6.) | view to West |
| Photo 11 of 28: | 1.) | 207 Kyle, South facade 106 College Street, N facade |
| | 6.) | view to North |
| Photo 12 of 28: | 1.) | 111 Panola Avenue, Northeast facade |
| | 6.) | view to Southwest |
| Photo 13 of 28: | 1.) | 113 Panola Avenue, East façade |
| | 6.) | view to West |
| Photo 14 of 28: | 1.) | 113 Panola Avenue, South façade |
| | 6.) | view to North |
| Photo 15 of 28: | 1.) | 119 Panola Avenue, East façade |
| | 6.) | view to West |
| Photo 16 of 28 | 1.) | 119 Panola Avenue Southeast façade |
| | 6.) | view to Northwest |
| Photo 17 of 28 | 1.) | 131 Panola Avenue, East façade |
| | 6.) | view to West |

**United States Department of the Interior
National Park Service**

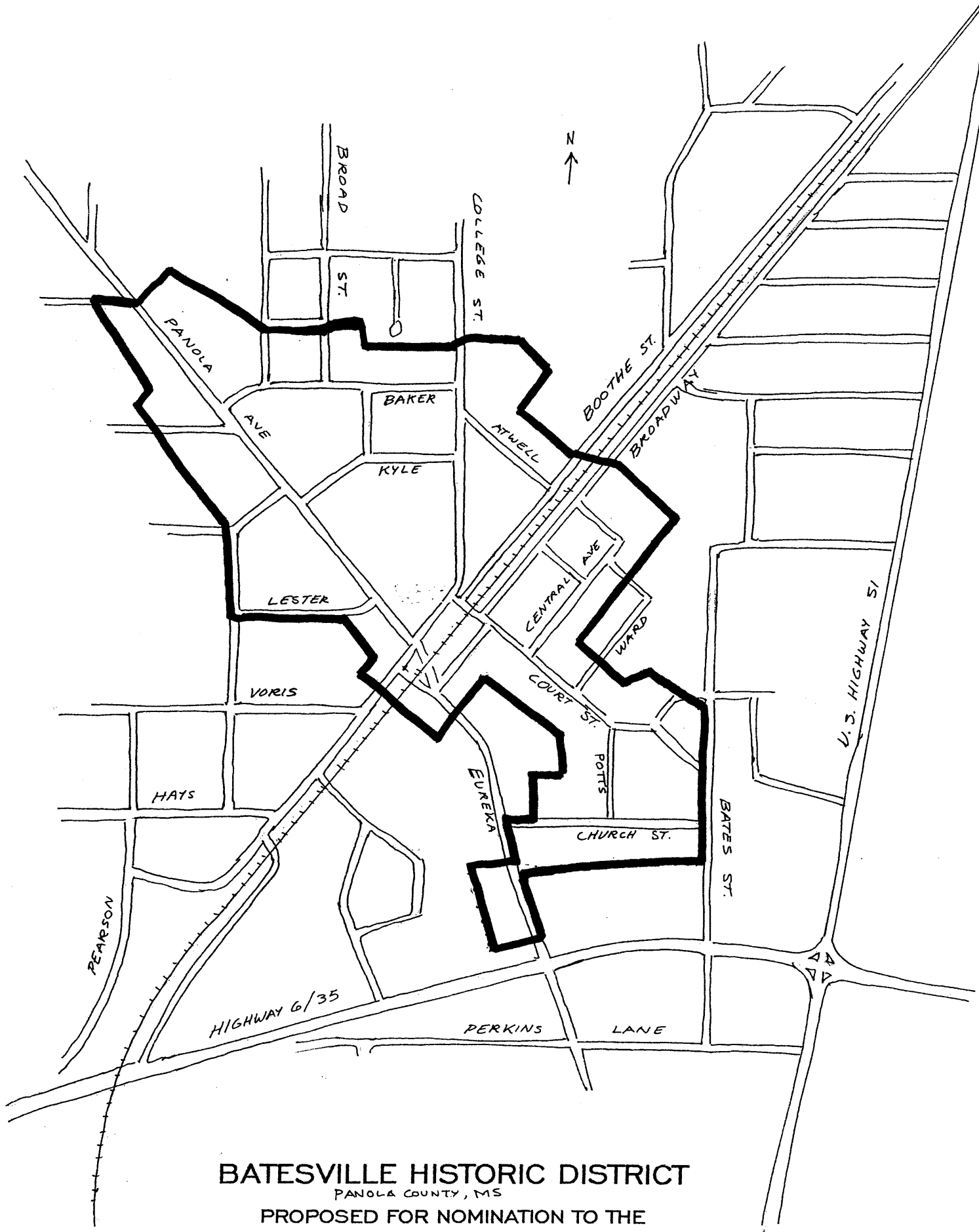
**NATIONAL REGISTER OF HISTORIC PLACES
CONTINUATION SHEET**

Section: Photographs

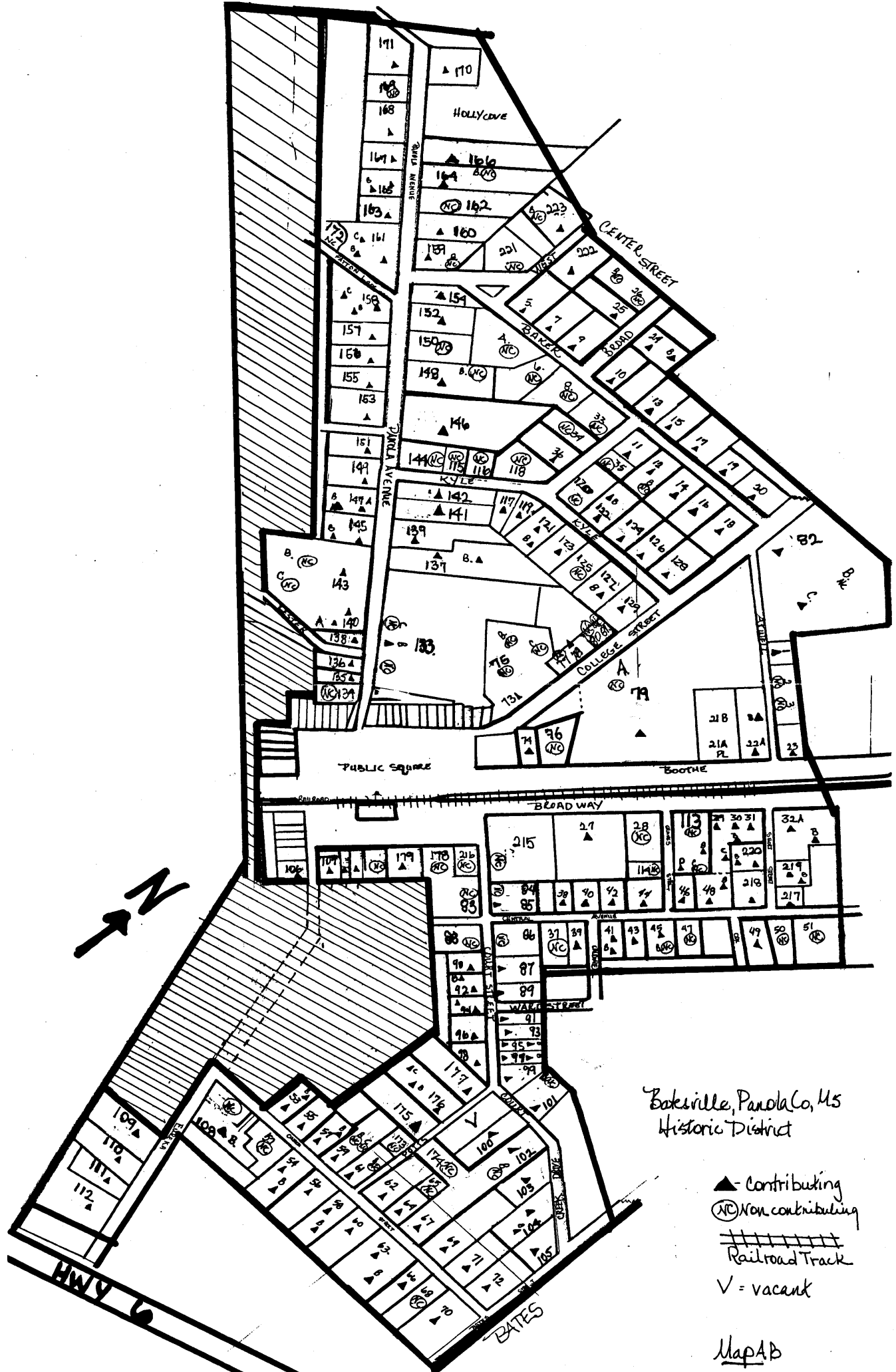
Page: 58

Batesville Historic District
Panola County, Mississippi

- | | |
|-----------------------|---|
| Photo 18 of 28 | 1.) 215 Panola Avenue, West façade |
| | 6.) view to East |
| Photo 19 of 28 | 1.) 100 Public Square, North façade |
| | 6.) view to South |
| Photo 20 of 28 | 1.) 102 Public Square, North façade |
| | 6.) view to South |
| Photo 21 of 28 | 1.) 121 Public Square, Northwest façade |
| | 6.) view to Southwest |
| Photo 22 of 28 | 1.) 133 Public Square, South façade |
| | 6.) view to North |
| Photo 23 of 28 | 1.) Railroad bed, |
| | 6.) view to East |
| Photo 24 of 28 | 1.) Railroad with train |
| | 6.) view to South |
| Photo 25 of 28 | 1.) Gazebo |
| | 6.) view to Southeast |
| Photo 26 of 28 | 1.) Gazebo Park |
| | 6.) view to North |
| Photo 27 of 28 | 1.) Commemorative Marker |
| | 6.) view to east |
| Photo 28 of 28 | 1.) Public Square from Panola Avenue |
| | 6.) view to South |



BATESVILLE HISTORIC DISTRICT
PANOLA COUNTY, MS
PROPOSED FOR NOMINATION TO THE
NATIONAL REGISTER OF HISTORIC PLACES



Baxsville, Panola Co, MS
Historic District

- ▲ - Contributing
- ⊙ NC - Non contributing
- ||||| - Railroad Track
- V - vacant

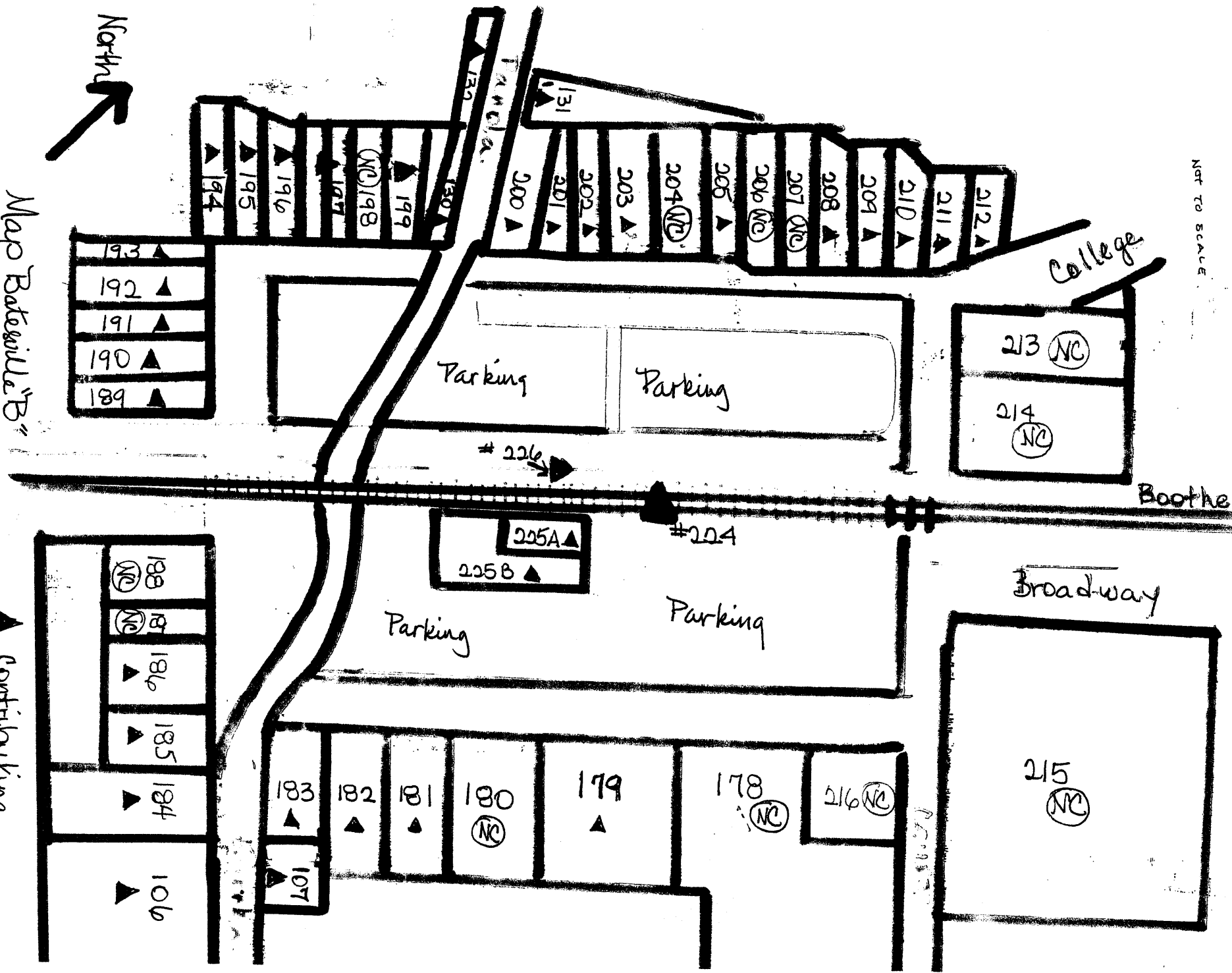
MapAB

Batesville Historic District
 Batesville, Panola County
 Mississippi

NOT TO SCALE



Blowout of Public Square
 Map Batesville "B"



▲ contributing
 (NC) non contributing



201 BAKER

#1

BATESVILLE Historic District

PANOLA, Co. MS.

North



103 Central

BATESVILLE HISTORIC DIST.

PANOLA CO., MS

#2

WEST



108 Central

#3

BATESVILLE HISTORIC
DIST

PANOLA Co., MS
EAST



104 Church St

4

BATESVILLE HISTORIC
DISTRICT

PANOLA Co, MS

SOUTH



105 Church St

BATESVILLE HISTORIC
DISTRICT

#5

PANOLA Co, MS

North



112 Church St

BATESVILLE HISTORIC
DISTRICT

#6

PANOLA Co, Ms

South



121 Church St.

BATESVILLE HISTORIC
District

#7

PANOLA CO., MS

North



106 College St.

8

BATESVILLE HISTORIC DIST.

PANOLA Co, MS

South



Zoo College

#9

BATESVILLE HISTORIC DIST.
PANOLA CO, MS

NW



108 Court St, BATESVILLE HISTORIC DIST.

PANOLA CO., MS

#10

West



207 Kyle

#11

BATESVILLE HISTORIC DIST

PANOLA Co, MS

North




111 PANOLA AVE.

#12

BATESVILLE HISTORIC DIST

PANOLA Co, MS

SW



113 PANOLA AVE, BATESVILLE HISTORIC
DISTRICT

#13 PANOLA CO, MS

West



113 PANOLA AVE.

14

BATESVILLE HISTORIC DIST

PANOLA CO., MS

NW



119 PANOLA AVE

#15

BATESVILLE HISTORIC
DISTRICT

PANOLA CO, MS

West



119 PANOLA AVE

#16

BATESVILLE

HISTORIC
DISTRICT

PANOLA CO, MS

NW



131 PANOLA AVE

BATESVILLE HISTORIC DIST

#17

PANOLA Co, Ms

West



215 PANOLA AVE

#18

BATESVILLE HISTORIC DIST

PANOLA CO, MS

West



LAW OFFICES
OF
THOMAS HALL & ASSOCIATES
JAMES HARRIS, J. C. HARRIS
JAMES H. HARRIS

100 Public Square
#19

BATESVILLE Historic Dist.
PANOLA Co, MS
South



WILLIAM & CO
100 N. 1st St.
P.O. Box 100
P.O. Box 100
P.O. Box 100

WILLIAM & CO

100 Public Square
20

Batesville Historic Dist.
PANOHA Co, MS
South

DALE
COPELAND
JEWELER

DRUGS

D
FAM

AIN'T
E
WER TOOLS


Dale Copeland
Jeweler

121 Public Square
#21

BATESVILLE HISTORIC
DISTRICT

PANOLA Co, MS

SW



STUBBS

133 Public Square BATESVILLE Hist.
22 PANOLA, Co, MS Dist.
North



Railroad Bed
Element ZZ6
Public Square
23

Batesville Hist. Dist.
PANOLA CO, MS
East



Railroad with train

Element 206

Public Square

#24

BATESVILLE HISTORIC
DIST

PANOLA, Co., MS

South



GAZEBO

Element 207A

Public Square

25

Batesville Historic Dist.

PANOLA Co, MS

~~NEW~~



Gazebos / PARK
Element 227B
#26

BATESVILLE HISTORIC DIST
PANOLA CO., MS
North



FOR 100 YEARS
ILLINOIS CENTRAL
MAIN LINE OF MID-AMERICA



5-23-03

MARKER
Element #228
Public Square
#27

BATESVILLE HISTORIC
DISTRICT
PANOLA, CO., MS
EAST



View of Public Square from PANOLA AVE.

#28

BATESVILLE HISTORIC
DISTRICT

PANOLA CO, MS

South